

eTRAKiT Applying for Permits

This document is to be used as a guide for applying for permits through [eTRAKiT](#).

APPLYING FOR PERMITS

- Under My Dashboard > Permits, click Apply / New Permit:

HOME | DASHBOARD | VIEW/EDIT PROFILE | VIEW CART | LOG OUT LOGGED IN AS:

*Hello Katie Test Electrical.
Below is a Dashboard of your current activities.*

My Dashboard

Permits

- ▶ Apply / New Permit
- ▶ Search Permit
- ▶ Pay Fees
- ▶ View on Map

Projects

- ▶ Apply for New Project
- ▶ Search Projects
- ▶ Pay Fees
- ▶ View on Map

Professional


- ▶ Search Contractors
- ▶ Pay Fees

Properties

- ▶ Search Property
- ▶ View on Map

Inspections

- ▶ Schedule
- ▶ Cancel
- ▶ View on Map
- ▶ Scheduled

 <p><i>My Active Permits</i></p>	<p>25 total record(s). ▼ +</p>
 <p><i>My Active Inspections</i></p>	<p>15 total record(s). ▼ +</p>
 <p><i>My Active Projects</i></p>	<p>9 total record(s). ▼ +</p>
 <p><i>My Expired Permits</i></p>	<p>15 total record(s). ▼ +</p>

STEP 1 ENTER PERMIT INFORMATION

- **Applicants will have the option to apply for the following permit types:**

Please ensure you are choosing the correct **PERMIT TYPE & SUBTYPE** BEFORE proceeding through the online application process. Failure to do so may result in fees not being assessed properly and a delay in application processing.

PermitTRAK Type	PermitTRAK Sub Type	Permit Descriptions
Commercial New	<i>New Building</i>	Brand new building i.e.; office building, hospital, core and shell
	<i>New Multi Family</i>	Brand new multi-family buildings, i.e. apartment buildings
	<i>New Retaining Wall</i>	Brand new retaining wall only
Commercial	<i>Tenant Finish</i>	Change in tenant and or first tenant occupying new space
	<i>Demolition</i>	Demolishing any part of existing building or structure
	<i>Building</i>	Current occupant remodel for a commercial property, sign structures over 6'
	<i>Mechanical</i>	Replacing RTU's, air conditioners, furnaces, HVAC work for a commercial property
	<i>Electrical</i>	Updating, changing, adding any electrical work for a commercial property
	<i>Plumbing</i>	Updating, changing, adding any plumbing work for a commercial property
	<i>Reroof</i>	Replacing roof on commercial property
	<i>Water Repair</i>	Repairing existing water line outside the building on property or upsizing existing water tap
	<i>Sewer Repair</i>	Repairing existing sewer line outside the building on property
<i>Fire Line Repair</i>	Repairing existing fire line outside the building on property	
Commercial Trailer	<i>Construction Trailer</i>	Temporary trailers to be used as construction offices
	<i>Sales Trailer</i>	Temporary sales trailers for public
Commercial Solar	<i>No Sub Type</i>	Installing PV Solar System, provide KW
Commercial Sign	<i>Sign</i>	Installing or changing sign., provide type, size, # of faces, and if electrical work is needed
	<i>Banner</i>	Temporary banner sign
Residential New	<i>Single Family Attached</i>	New single family attached residence
	<i>Single Family Detached</i>	New single family detached residence
Residential Counter	<i>Air Conditioner</i>	Replacing or installing new, provide AC Tons
	<i>Demolition</i>	Provide a plan with utility locations (plumbing, electrical, etc.)
	<i>Evaporative Cooler</i>	Replacing or installing new
	<i>Furnace</i>	Replacing or installing new, Provide BTU, efficiency
	<i>Furnace and Air Conditioner</i>	Replacing or installing new provide AC Tons, BTU, Efficiency
	<i>Lawn Irrigation System</i>	Installation of back flow preventer
	<i>Reroof</i>	Replacing roof, provide, # of squares, brand, type, color, stories, HOA approval letter if applicable
	<i>Siding Replacement</i>	Replacing siding, provide # of squares, brand, type, color, HOA approval letter if applicable
	<i>Water Heater</i>	Replacing or installing new, provide gallons, btu
	<i>Tankless Water Heater</i>	Replacing or installing new, provide detailed gas plan
	<i>Window Replacement</i>	Replacement no longer requires a permit. To increase the size of the opening, please submit a RESIDENTIAL BUILDING
<i>Water Repair</i>	Repairing water lines outside the home, private property only	
<i>Sewer Repair</i>	Repairing sewer lines outside the home, private property only	
Residential Interior	<i>Basement Finish</i>	Provide detailed plan to scale of basement utilizing Building Guide
	<i>Interior Remodel</i>	Provide detailed plan to scale of remodel
Residential Exterior	<i>Deck</i>	Provide detailed plan to scale of deck utilizing Building Guide
	<i>Patio Cover or Carport</i>	Provide detailed plan to scale of patio cover or carport utilizing Building Guide
	<i>Garage</i>	Provide detailed plan to scale of garage utilizing Building Guide
	<i>Fence</i>	Provide detailed plot plan and provide fencing height, placement, and material
	<i>Above Ground Pool</i>	Provide detailed plan to scale of aboveground pool, in ground pools are Residential Building permits
	<i>Spa or Hot Tub</i>	Provide manufacturer's information
	<i>Addition</i>	Provide detailed plan to scale of addition utilizing Building Guide
	<i>Shed or Accessory Structure</i>	Provide detailed plot plan of shed or structure (square feet, will there be electrical, etc.)
Residential Building	<i>Building</i>	Miscellaneous building i.e. Foundation repair, increasing wall opening for window
	<i>Electrical</i>	Panel upgrades, adding outlets, etc.
	<i>Plumbing</i>	Moving or adding permanent plumbing pipes, adding or moving gas piping
	<i>Mechanical</i>	Adding or changing mechanical duct work or equipment, adding or moving gas piping
Residential Mobile Home	<i>No Sub Type</i>	Mobile home being set in a Westminster Mobile Home Park
Residential Solar	<i>New PV Install</i>	Installing new PV Solar System, provide KW
	<i>Remove and Reinstall</i>	Removing existing PV Solar System for reroof, then installing back on new roof
Fire	<i>Commercial Fire Sprinkler</i>	
	<i>Fire Alarm</i>	
	<i>Fire Pump</i>	
	<i>Hood Suppression</i>	
	<i>Residential Fire Sprinkler</i>	
	<i>Storage Tank</i>	

Fire Operational	<i>Commercial Residential</i>	
Right of Way	<i>Right of Way</i>	
Land Disturbance	<i>Capital Improvement Commercial Residential</i>	
Land Disturbance with Plat	<i>Capital Improvement Commercial Residential</i>	
Plat	<i>Plat</i>	
Telecom City Property	<i>Telecom City Property</i>	
Telecom Private Property	<i>Telecom Private Property</i>	
Telecom Right of Way	<i>Telecom Right of Way</i>	
Special Event Temporary Use	<i>Event on Private Property Event on Public Property Liquor</i>	
Conditional Use	<i>Domestic Violence Shelter Group Home for the Aged Group Home for the Developmentally Disabled Group Home for the Mentally Ill Thrift Store of Less Than 5000 SQ FT Gross Floor Area</i>	
Floodplain Development	<i>Non Residential Residential</i>	

Choose the correct Permit Type and Subtype:

[HOME](#) | [DASHBOARD](#) | [VIEW/EDIT PROFILE](#) | [VIEW CART](#) | [LOG OUT](#) LOGGED IN AS:

Permit Application



Permit Type Information

PERMIT Type

RESIDENTIAL COUNTER



PERMIT Subtype

- COMMERCIAL NEW
- COMMERCIAL
- COMMERCIAL TRAILER
- COMMERCIAL SOLAR
- COMMERCIAL SIGN
- RESIDENTIAL NEW
- RESIDENTIAL COUNTER
- RESIDENTIAL INTERIOR
- RESIDENTIAL EXTERIOR
- RESIDENTIAL BUILDING

*Description:

[Instructions for online RESIDENTIAL COUNTER applications.](#)

- **Additional Information Fields**

Different information fields will populate depending on which permit type/subtype is being applied for. Fields with an asterisk are required to be filled out. Applicants will not be able to proceed to the next step if required fields are missing.

- **Location**

When entering the project location keep in mind less is more. For example, if the location is 4800 West 92nd Avenue don't type the whole address:

Location

**Enter part or all of your address and press search*

Search By Address ▾ SEARCH

Address not found, use these tips.

Instead, try limiting the address characters:

Location

**Enter part or all of your address and press search*

Search By Address ▾ SEARCH

Select address below

4800 W 92ND AVE - ADDRESS

Choose the address.

- **Your Relation to This Project**

Check the box if you are the Property Owner or the Contractor.

Your Relation to this Permit

Property Owner
Check this box if you are the Property Owner

Contractor
Check this box if you are the Contractor

- **Attachments**

eTRAKIT does not support file names containing special characters, such as \$, %, @, #, etc. Be patient when uploading attachments, depending on file size it could take anywhere from seconds to several minutes to upload. Once uploaded, the attachments will be located under the Attachments field, you will notice a Delete button if an attachment has been successfully uploaded:

Attachments


Filename

Description

Attachments:

TEST.pdf

Testing



If the uploaded attachment is not immediately visible, please do not continue to press Upload, this can cause multiple duplicate attachments to upload.

STEP 2 ENTER CONTACT INFORMATION

- **Applicant Information**
Input the applicable applicant information.
- **Owner Information**
Input the applicable owner information.
- **Contractor Information**
Input the applicable contractor information.
- **City Staff Information**
These fields do not need to be completed by the applicant.

Some of the information may automatically populate. Fields with an asterisk are required to be filled out. Applicants will not be able to proceed to the next step if required fields are missing.

STEP 3 REVIEW AND SUBMIT


Review the application for completeness. If changes need to be made, click Previous Step or Edit. If additional documents need to be uploaded, they may be uploaded at this step:

Attachments

Attachments:

TEST.pdf

Testing

Here 

For additional information please visit our [Building Page](#) or [Apply for a Permit or Project Page](#).