



# CITY OF WESTMINSTER, COLORADO

## PRL VISION PLAN

### PHASE 1 ENGAGEMENT REPORT

#### OVERVIEW

The City of Westminster Parks, Recreation, and Libraries (PRL) Vision Plan seeks meaningful and inclusive community engagement early and frequently throughout the planning process. Purposeful and sincere outreach is critical to cultivating public trust, expanding support for the plan, addressing concerns early in the process, and building a sense of ownership for plan implementation.

This summary presents constituent and community engagement strategies and results that took place from August 23, 2023 through March 22, 2024. This stage of outreach included a robust series of engagement opportunities that engaged with over 2,110 Westminster constituents and community members at the time of this publication.

The PRL Department core team and planning consultants (the project team) utilized a variety of engagement tools to gather valuable feedback from the community regarding their experiences, challenges, opportunities, and values related to the City's PRL facilities and programs. The purpose of these conversations was to:

- Introduce the project and stimulate community-wide awareness of the planning effort
- Solicit candid feedback from a broad cross-section of the Westminster community
- Identify key themes, opportunities, local values, preferences, and needs related to PRL in Westminster

This report is organized into three parts:

1. Methodology: summarizes the event or outreach strategy
2. Results Summary: key themes and takeaways from each event
3. Appendix: complete engagement results

#### EVENTS TO DATE

Date	Event	Location	Attendees/ Respondents
9/14/23	PRLOSAB	City Hall	12
10/9/23	City Staff Kick Off	City Park Rec Center	26
10/9-10/23	Constituent Focus Groups	City Park Rec Center & City Hall Conf. Room	22
10/21/23- 01/31/24	Mentimeter Mobile Polling	Online	394
8/23/23- 10/5/23	Online Questionnaire #1	Online	1,105
11/1/23	Public Open House #1	The MAC	50
11/15/23	PRLOSAB & Youth Advisory Panel	City Hall	27



Date	Event	Location	Attendees/ Respondents
1/24/24- 2/12/24	City Council & Manager 1:1 Interviews	Online and in Person	8
12/23-2/17	Meeting in a Box	Multiple locations	23
1/9/24 - 2/8/24	Statistically Valid Survey	Online and Mailed	446
3/18/24 – 3/22/24	Spring Break Camp	In Person, City Park Recreation Center	33
<b>TOTAL ENGAGED</b>			<b>2,113</b>

## METHODOLOGY

Over a 30-week period from August to March, the project team engaged Westminster constituents and community members through a variety of methods including in-person and online engagement opportunities. Each engagement strategy is highlighted below.

### City Staff Kick Off

On October 9, 2023 the project team hosted a staff kick off event attended by more than 20 staff members representing each City department. The project team provided a brief presentation that addressed the need for the Vision Plan, planning context, preliminary results of the first questionnaire, staff roles, and overall project timeline. After the presentation, the consultant team facilitated a small group discussion activity in which staff responded to a series of questions intended to identify the role of the Vision Plan in achieving the City’s overarching vision statement, goals for the planning process, as well as PRL opportunities and challenges. After discussion, each group selected a spokesperson to share their results with the larger group.



## Constituent Focus Groups

The project team conducted a series of four 90-minute focus groups on October 9 and 10, 2023. Approximately 65 individuals were invited to participate in the focus groups. Attendees represented a wide range of PRL constituents and partners including Jeffco Library; Legacy Foundation; Jeffco Open Space; Mile High Flood District; former City of Westminster employees; current library and archives staff; the City's appointed Parks, Recreation, Libraries, and Open Space Board; Hyland Hills Recreation District; Westminster Public Schools, Growing Home, North Metro Arts Alliance, and Butterfly Pavilion. Each focus group discussed the same series of questions aimed at illuminating current challenges, opportunities, and successful outcomes for the planning process.



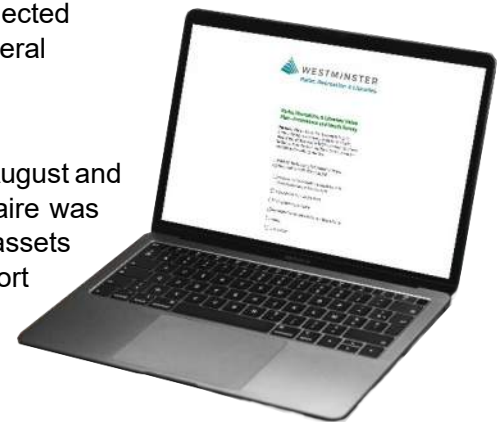
## Westy Fest & Online Polling

The City's Core Team staffed a pop-up engagement booth on Saturday (10/21/23) at Westy Fest held at City Park. With 42,000 attendees, Westy Fest was the highest attended City event since the COVID-19 pandemic. Two-hundred and six festival attendees visited the booth to learn more about the project and respond to a series of questions using their mobile devices. Poll questions were available in both English and Spanish. Additionally, City staff handed out 500 postcards promoting the public open house on November first. The online polls collected

responses through January 31, 2024 and were promoted at several Citywide events.

## Online Questionnaire #1

The first community-wide online questionnaire launched in mid-August and collected responses through October 5<sup>th</sup>, 2023. The questionnaire was structured to collect information on public use of the City's PRL assets and understand community preferences for strategies to support arts and culture, health and wellness, and sustainability through PRL. A total of 1,105 responses were collected.





## Public Open House #1

The first of two planned public events for the Vision Plan was held on November 1, 2022 to provide a formal in-person opportunity for the community to be introduced to the planning process and provide



input on the PRL facilities and amenities that are most important to them. The open house included a scrolling presentation with pertinent plan information, interactive activity stations, and a map station. The event provided a light meal and childcare for attendees. Translated materials and Spanish interpretation services were also provided. Approximately thirty-five community members attended the open house.

## Youth Advisory Panel & PRLOSAB Meeting

The City's Core Team staffed a joint meeting for the Youth Advisory Panel (YAP) and Parks, Recreation, Libraries, and Open Space Advisory Board (PRLOSAB) on November 15, 2023. A breakout activity was conducted that allowed one PRLOSAB member to be paired up with 3 or 4 YAP members to complete a role-playing exercise to consider different users of the PRL System and recommend facilities and services to support the needs of the

users. The YAP offered creative ideas that complement existing PRL program offerings.



## City Council and Manager Interviews

City Council, the Mayor, and City Manager were interviewed individually between January 22 and February 12, 2024. The purpose of the interviews was to hear from City leadership early in the process to identify about issues that are important to address in the plan and identify opportunities and ideas that the plan should further explore. Topics discussed during the interview will include the PRL Department's mission, opportunities, challenges, strengths, potential partnerships, barriers to participation, and core services.



## Meeting in a Box

Meeting in a Box is a grassroots engagement tool that enables community leaders to play a larger role in ensuring the voices of residents are heard. The PRL Vision Plan Meeting in a Box was designed for community groups, neighborhood associations, or friends to gather at a convenient time and location to share and document their opinions about the future of parks, recreation, and libraries in Westminster.

The Meeting in a Box “kit” contained everything needed for the group to hold its own discussion, including instruction sheets for the host/facilitator, discussion questions, worksheets for participant responses, feedback questionnaires, and directions for recording and returning responses.

Meetings in a Box were available to residents in English and Spanish beginning in December 2023 and were conducted throughout the community into early 2024. Three meetings reaching 23 residents have been conducted to date.

## Statistically Valid Survey

The planning team administered a statistically valid Parks, Recreation, Libraries, and Open Space Needs Assessment Survey in the winter of 2023-2024. The survey results are critical to informing the development of goals, strategies, actions, and implementation priorities of the plan. Responses exceeded expectations, resulting in 446 completed surveys. The overall results for the sample of 446 households have a precision of at least +/-4.6% at a 95% level of confidence. This means that the PRL Department can trust the results to be representative of Westminster households without results skewed in favor of any group.

## RESULTS SUMMARY: KEY POINTS & TAKEAWAYS

A high-level summary of the key points and takeaways from each engagement event is provided below. Emerging themes that resonated consistently across *all* events are highlighted on the right side of each page below. For additional details, see the complete engagement results at the end of this document.

### City Staff Kick Off

- Identify and maintain community support for the plan
- Adapt services to meet the needs of a changing demographic
- Provide services equitably and inclusively across the City for all populations
- Prioritize maintenance
- Secure sufficient future staffing and revenue sources
- Build on the City’s identity by reinvesting in spaces that already serve the community and ensure vibrancy
- Create goals with clear benchmarks and timelines
- Ensure that the plan is flexible and actionable
- Develop partnerships and collaboration opportunities

### 01 Emerging Theme

**EQUITY & INCLUSION.** Provide PRL services equitably and inclusively across the City for *all* populations.

Staff Responses to: "This plan will be a success if..."







## Mentimeter Mobile Polling

The English language poll received 385 responses, while the Spanish language poll received nine responses.

### *Most desired neighborhood amenities, in order of importance:*

- 1) Trail connections; 2) Farmers markets; 3) Pools (English language poll)
- 1) Community gardens; 2) Public art and Farmers markets (Spanish language poll)

### *Strategies to best support health and wellness in order of importance:*

- 1) Trails; 2) Sports courts/playing fields; 3) Community gardens (English language poll)
- 1) Personal health/fitness coaches and programs for youth and adolescents (tied) (Spanish language poll)

### *Strategies to incorporate sustainability into the PRL system in order of importance:*

- Respondents to both the English and Spanish versions of the poll rated increasing tree canopy and expanding/filling trail gaps as top strategies. Differing responses are as follows:
  - Increase native vegetation (English language poll)
  - Dog clean-up facilities (Spanish language poll)

## Online Questionnaire #1

- The City's trails and open spaces are the most visited PRL facilities (67%), followed by libraries (56%) and recreation/fitness centers (56%)
- Consistent with their popularity as the most visited amenity, trails are also the most needed, according to questionnaire respondents (53%)
- Forty-eight percent (48%) of respondents identified the creation of a performance venue for theater, dance, and concerts as their top-rated strategy for supporting the City's history, arts, and culture
- Respondents would like to see the PRL system support sustainability through preserving additional open space (64%), supporting pollinators through native plantings (61%), and increasing tree canopy (57%)
- For supporting community health and wellness, respondents once again selected trails as their top choice, specifically, closing gaps in the trail system (62%).
- Most-desired neighborhood amenities include farmer's market (37%) and Trails (37%); services to support the aging (28%); and designated bicycle routes (27%)



## 04 Emerging Theme

**SUSTAINABILITY.** Prioritize sustainable management practices and opportunities to “green” PRL services and operations.

## 05 Emerging Theme

**PARTNERSHIPS.** Leverage partnerships with recreation districts, school districts, other PRL service providers, community organizations and volunteer groups to enhance or expand offerings to residents efficiently and cost-effectively.

## 06 Emerging Theme

**LOVE FOR LIBRARIES.** Westminster libraries provide much more than books and are critical service centers in the community that should be enhanced and expanded.

## Public Open House #1

- The most important parks amenities, ranked in order, are playgrounds; shade and benches; and pollinator gardens
- The most important recreation programs and amenities, ranked in order, are aquatics facilities and programs; older adult programs; and adult programs
- The most important history, arts, and culture programs and amenities, ranked in order, are special events such as Westy Fest; performance venues; and history tours
- The most important library programs and amenities, in order, are the physical collection (books, DVDs, videogames, etc.); the digital collection (e-books, movies, music, etc.)
- The most important golf programs and services, ranked in order, are hosting non-golf community events; course conditions; and the clubhouse/restaurant
- The most important open space and trail programs and amenities, ranked in order, are shade and benches; soft surface walking trails; and restrooms at trailheads
- At a mapping station, attendees identified the need for a recreation center in the north quadrant of the City and multiple locations in need of trail infrastructure
- Attendees provided open-ended comments citing the need for increased ranger presence at parks and open space, a desire for a greenway along Federal Boulevard, maintenance of existing parks and assets, an arts and culture center with performance venue, greater variety of programs, and waterwise landscaping

### 07 Emerging Theme

**A HOME FOR HISTORY, ARTS, & CULTURE.** Engagement participants consistently cited a need for a cultural center with a performance venue among other amenities to support the arts.



## City Council Interviews

- There is great pride in the PRL system for the high-quality recreation centers, amount of open space, accessibility to trails, well-executed library programs, and committed staff members.
- PRL's guiding principles of "*nature, wellness, and literacy*" are still aligned with the mission of the department, but **a commitment to arts and culture and explicit reference to recreation are missing.**
- Mentioned more than once was the need for:
  - Increased safety on pedestrian networks including on-street bicycle facilities
  - An arts and culture center and programming
  - Water-consciousness in PRL landscaping
  - More programs and activities for children
  - Planning for the needs of a growing senior population
  - Distribution of resources to unhoused population in PRL spaces
  - Finding a new location for a **disc golf course**
- When considering overall PRL priorities, maintenance of parks and open space could be improved, especially when considering distribution of funds. When investing in PRL assets, council members agree that the focus should be on **stewarding un- or under-developed parks and land that the city already owns** before money is spent on acquiring new land, especially open space.
- Council members agree that **equitable distribution of PRL facilities is extremely important.** However, responses were mixed where PRL facilities are needed most. Some council members expressed a concern for the lack of recreation centers and libraries in the northern part of the city, while others emphasized the lack of parks, weaker community engagement in PRL opportunities, and lesser maintenance of PRL services in the southern Historic Westminster area.
- Lack of safe, reliable pedestrian access (crossings) to PRL facilities and complete connectivity of the trail system are barriers to access/participation.
- Some Council members feel that discounted rates offered to lower-income residents are sufficient, while others feel that cost is still a barrier for many.
- A new library was suggested to be sited in the new downtown, along with the activation of existing libraries through better-advertised and more engaging programming. Specific need for a library in the Jefferson County side of Westminster was referenced multiple times.
- A recurring theme was the lack of community cohesion throughout the city of Westminster. Council members suggested that the PRL department could facilitate this social cohesion and cultural belonging through the following:
  - Hosting unique, multi-generational events
  - Creating and better maintaining neighborhood parks
  - Outreach through partnerships with non-profits and other community organizations
  - Collaborating with communities to tell the stories of public spaces within the City
- PRL is a top priority for all Council members, although at least half rank it **behind housing, water, safety, and infrastructure**
- Success will be measured by the implementation of a plan with measurable outcomes for achieving the long-term community vision



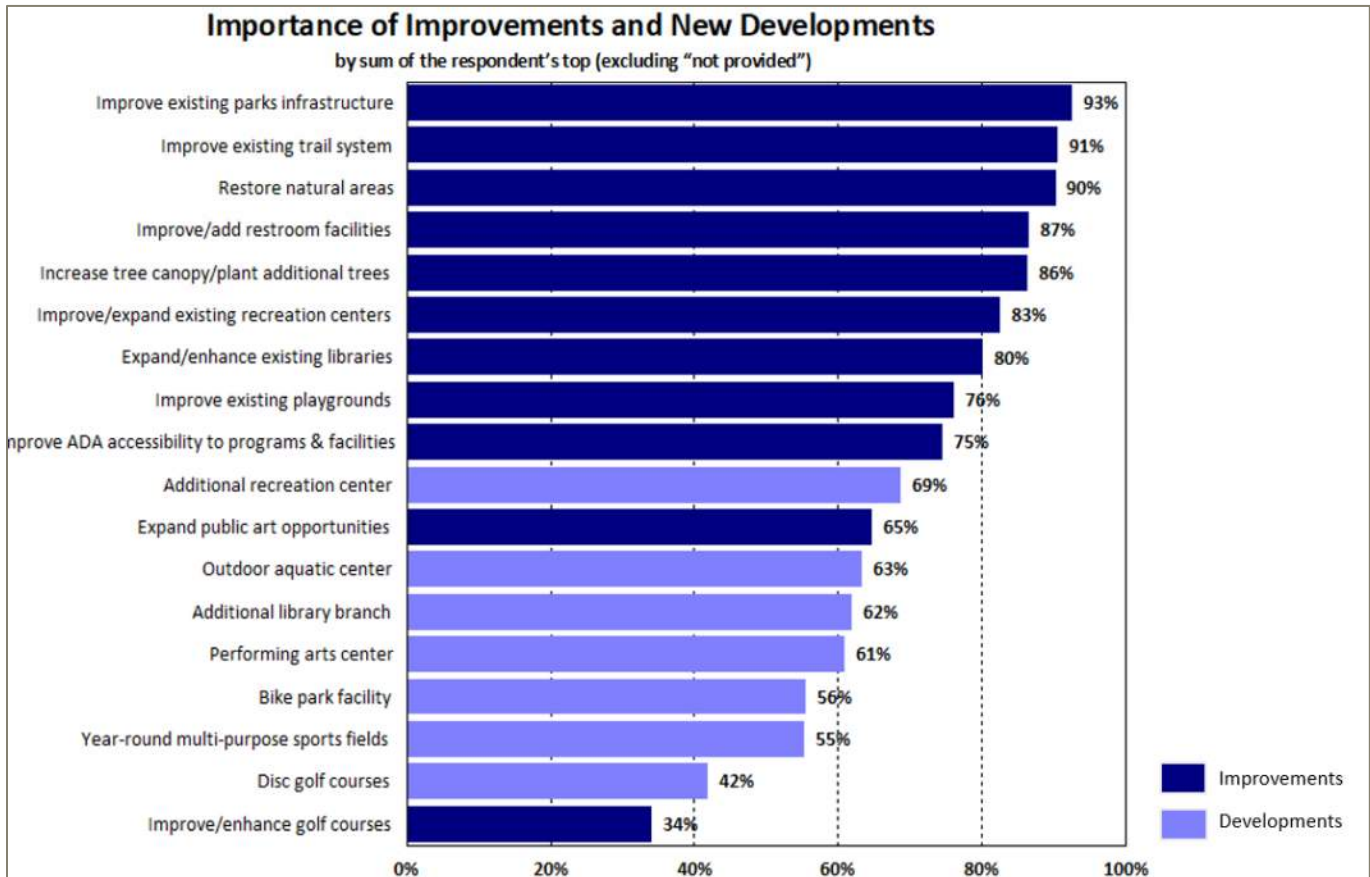
## Meeting in a Box

- Respondents feel welcomed at PRL facilities due to the committed staff, quality of recreation facilities, and well-maintained facility spaces.
- Participants noted that unique large events and programming keep them engaged in PRL activities, but that smaller events needed better promotion.
- One of the most consistent themes in these meetings is the need for better promotion and marketing of PRL events. Cross marketing and engaging communities at the local level were specific ideas for promotion.
- When asked “Whats missing?”, respondents noted the following:
  - A dedicated performing arts and culture venue
  - Youth-centered spaces and programming including sports
  - Participation in events and presence in parks
  - Publicity/marketing by PRL
  - Connectivity of biking and pedestrian networks, including trails
  - Wayfinding
  - Commitment to arts
  - Commitment to history
  - Better use of on-street parking space
- Accessibility is a noted strength of the department, but residents are concerned with the distribution of PRL facilities and ensuring future physical and socioeconomic access to PRL facilities.
- Some residents are also concerned with the physical accessibility of spaces for seniors, and suggest that more handrails, closer handicapped spaces, designated drop off areas, earlier event times, and shuttles would allow for lower barriers to physical access.
- A highlighted idea is the importance of using limited funding to maintain and upgrade existing venues for cultural/artistic activities rather than investing in new ones.

## Statistically Valid Survey

### City-Wide Results:

Respondents were more likely to enthusiastically support the improvement and maintenance of *existing infrastructure* and systems than they were to support new capital facilities.



*The top three most supported potential improvements the city could make were:*

- Improving existing parks infrastructure (92%)
- Improving the existing trail system (90%)
- Restoring natural areas (90%)

*The top three most supported potential new capital developments were:*

- Additional recreation center (69%)
- Outdoor aquatic center (63%)
- Additional library branch (62%)

*The top 5 FACILITY AND AMENITY PRIORITIES for investment based on need and importance:*

- Trails
- Water recreation access
- Natural areas and open space
- Libraries
- Museums or historic exhibits

*The top 5 PROGRAM PRIORITIES for investment based on need and importance:*

- Community events
- Outdoor skills/safety courses
- How-to classes & workshops
- Outdoor adventure programs
- Winter recreation programs

**Conclusions by Quadrant:**

*Why don't residents visit PRL facilities?*

- Northeast quadrant residents state that facilities are too far away from home.
- Northwest and Southeast quadrant residents do not visit PRL facilities because they use other city, county, private, or HOA facilities.
- Southwest quadrant residents also responded the same top reasons as above, but at lower rates than the other quadrants.

*Why don't residents participate in PRL programs?*

- Across quadrants, between 35%-39% of residents who do not participate in PRL programs agree that they do not participate because they are unaware of what is offered.
- Highest percentages of residents who were “too busy/not interested” are in the Northwest and Northeast quadrants.
- In the Northwest quadrant, a higher percentage of residents than other quadrants cited inconvenient program times.

*What facilities and programs are important?*

- Across all quadrants, trails, natural areas, and libraries are important facilities to residents.
- Across quadrants, residents responded that community events & arts and crafts were important. In addition to these top two programs:
  - In the Southeast and Northeast quadrants, how-to classes are more important than in other quadrants
  - In the Southwest quadrant, outdoor adventure programs, performing arts programs or stage performances are more important than in other quadrants
  - In the Northwest quadrant, outdoor fitness and game/movie nights are more important than in other quadrants

*Which new facilities are most important to residents?*

- Southeast and Northeast quadrants support an additional library branch at a slightly higher rate than Northwest and Northwest quadrants.
- All quadrants support an additional recreation center with the Southeast quadrant showing the highest level of support.
- Northwest quadrant residents have the highest level of support for an outdoor aquatic center compared to other quadrants

*How can the city improve the PRL system?*

- Supported actions were similar across all quadrants, with overall support for improvement of the existing trail system, increasing tree canopy/additional trees, and restoring natural areas.
- The Southeast and Northwest quadrants expressed support for improvements to existing parks infrastructure at a higher rate than other quadrant's residents.



## Spring Break Camp “Draw Your Ideal Park” Activity

The City of Westminster hosts Spring Break Camp over two weeks of local school district’s spring breaks. During the first session on the week of March 18<sup>th</sup> 2024, Spring Break Camp attendees between grades 1 – 8 were offered an activity to draw their ideal park.

### *Emerging themes of these drawn parks were:*

- Climbing structures including ropes, rock climbing walls, and monkey bars
- Swing sets including tire swings
- Sports courts, most frequently basketball and soccer
- Trees
- Big slides
- Proximity to neighborhood features: houses, school, and a library were all drawn

### *Other notable ideas from campers included:*

- A “cool geometric shaped” climbing structure
- The “night park,” only open at night
- Zipline with a ski-style lift



## **APPENDICES: Complete Engagement Notes and Results**

- A. CITY STAFF KICK OFF**
- B. CONSTITUENT FOCUS GROUPS**
- C. MENTIMETER MOBILE POLL**
  - 1. English Language Poll**
  - 2. Spanish Language Poll**
- D. ONLINE QUESTIONNAIRE #1**
- E. PUBLIC OPEN HOUSE #1**
  - 1. Activity Station Results**
  - 2. Open-ended Comment Cards**
- F. CITY COUNCIL 1:1 INTERVIEWS**
- G. MEETING IN A BOX**
- H. STATISTICALLY VALID SURVEY FINDINGS REPORT**
- I. SPRING BREAK CAMP “DRAW YOUR IDEAL PARK” ACTIVITY**

# APPENDIX A: CITY STAFF KICK OFF



ID quality of life needs; guidance respective of ecosystems

ID preventative maintenance, staffing

don't get too far in the weeds

Ensure longevity despite possible political turnover

provide services to SW, older parts of town

activate spaces to deter crime or undesirabel activities

activate spaces that already bring our community together

What part of the Vision most closely resonates w/ residents?

ID community support for the plan

What are our core services?

Tell our story better; how or where do we add to the story

1

#### CITY OF WESTMINSTER VISION:

*Westminster is a city of beautiful, safe, well-maintained neighborhoods and destinations with a vibrant, diverse economy, rich and resilient environment, and a strong sense of community and belonging.*

**How should the PRL Vision Plan help achieve the City's Vision?**

Community support

Volunteer support is strong

equity of services across city

creating vibrant places and activating spaces

maintaining and gaining new residential support

Partnerships: nonprofits, HOAs, corporate sponsorships

2

Pickleball!!!

partner with other communities & orgs

Benchmark within the dept.

Define core services of PRL

WHAT ARE THE GREATEST OPPORTUNITIES FOR THE PRL DEPARTMENT?

inclusion of all populations

Strategic replacement of turf and grass; reduce maint. cost

More collaboration

ecological restoration of open spaces



validating data we have with who we are hearing from

how do we keep the steam in the engine?

changing vision of elected officials

Balancing expectations with resources & budget

changing demographics

3

WHAT ISSUES OR CHALLENGES CONCERN TO YOU MOST?

preservation and restoration of open spaces; maint. the 38% of parks and OS land

evolution of facilities and programs to reflect changing demographics and preferences

staffing

decreasing revenues

realistic prioritization

maintain what we have

wildfire concerns and mitigation

Safety along bike and trail networks

equity; ethnic programming that appeals

how to utilize and activate libraries

existing revenue sources

completed on Time;  
attainable,  
actionable

community  
buy in often  
and early

Full internal  
ownership of  
the plan.

actionable;  
clear direction

Balanced  
guidance for  
ALL areas of  
PRL

inclusive of all;  
creates  
unique sense  
of place

5-10  
year  
goals

benchmarking



Flexible to  
meet changes  
in society and  
political  
climate

sustainable  
practices,  
flexible &  
adaptable

actions over  
timeline have  
periodics

completed on  
time, on  
budget

tie to  
other  
plans and  
efforts

Actionable;  
facilitates  
communication  
between staff,  
residents, outside  
partners

## APPENDIX B: CONSTITUENT FOCUS GROUPS

### A. *What are the strengths of the Parks, Recreation, and Libraries Department?*

- PRL is a defining feature of quality of life in Westminster. PRL is a reason why many people move here. \*Shining star in city services
- Passion of the employees: public service through PRL
- Great partner with the Legacy Foundation and Rotary Club; volunteers
- Engagement through multiple avenues
- Public outreach for the channel through City Park is well organized
- Equitable access - serving every member of the community; open door policies
- Programming; special events. Front-facing/frontline department; bring joy to the community
- Well-connected trail infrastructure; between parks, neighborhoods, etc.
- Sense of pride in facilities and parks; diversity of offerings
- Emphasis on multi-purpose; multi-use; flex space and strategies to transition between uses
- Engagement outside the city - involving County partners and others
- Goal for every neighborhood to have a park
- Staff; especially golf
- Collaboration with WPS: internships, art, joint use agreements
- Partnership with Hyland Hills; more available for Westminster residents
- Internal collaboration between library branches and teams within Library services
- Efforts to develop new parks and facilities in South Westminster
- High standard and expectation of quality in parks, recreation, OS
- Full service department: forestry, OS, unhoused support,
- Commitment to OS preservation
- Golf Courses; golf tournament for Legacy Foundation
- Libraries expanded offerings to renting games and sports equipment; bikes
- Communication; responsive; attentive; thorough
- Offer computer use and charging stations for people experiencing homelessness; free WiFi
- City's willingness to work with the Arts Alliance for art shows at the library
- Providing available space for non-profit agencies
- Programming in libraries: digital literacy skills; ESL classes; DMV to-go; resource fairs; Neighborhood Nights
- Trails and open space; high quality recreation facilities
- Diversity of historic Westminster
- Openness to partnership and collaboration, especially in OS department
- Quantity and connectedness of OS and trails
- Waiving library fines and no longer charging fines for delayed returns
- Art a la carte
- Investment in public art
- Summer camp programs
- ANGIE!
- Affordability; conscious effort to ensure that highest demand programs are affordable
- Developing mobile programs
- Golf courses (Audubon sanctuary)



- Passion of staff and personnel: knowledgeable, creative, and passionate
- Willing to try new things; variety
- Creativity in overcoming challenges ex: outdoor play at the golf course. shifted resources to re-assign staff during the pandemic
- Continuous collection of community input on big decisions: dog park; Standley Lake; location for water treatment plant. Values and uses community input
- Value innovation rather than fear of change
- Add new events each year; adult events at the library
- Mindful and humane approach to addressing homelessness: offer shelter & resources; provide a notice; provides time for individuals to react
- Westminster PRL partnership with Jeffco middle schools to provide sports leagues that occur at the schools. otherwise no school sports. could Adams 12 adopt this model?
- Strategic planning for open space connectivity
- Libraries are community/culturally responsive to context of the neighborhood. responsive to the community needs
- Trail infrastructure and connectivity
- Paving BDC Trail and addition of parallel natural surface was proactive to accommodate increase in trail use during the pandemic

*B. What issues or challenges concern you as related to PRL?*

- Tendency to "stay like we are" / fear of change
- Safety and security; parking lot break ins
- People experiencing homelessness. No shelter space in Westminster. Is this a core department service or no?
- Irving St. Library: people experiencing homelessness using library facilities and balancing expectations between regular users while supporting the unhoused; security
- staff recruitment at all levels; greater diversity among staff; retention. Cost of living makes it difficult
- Adequate funding and staff resources to maintain current facilities; changing technology. If you build it, you take care of it
- Development pressures & pop. growth: congested facilities, trails and providing for more and more users of PRL facilities
- Climate change: electric equipment upgrades; transition to more sustainable maintenance practices
- Don't put too much emphasis into things that may be fads - this is a long-range plan that needs longevity. ex: racquetball
- BALANCE
- Funding; less available land for new parks, facilities
- What trends are going to stick post-pandemic and what trends will fade away. What are the long term shifts in behavior?
- Apathy; a lack of awareness of what PRL does
- Need for classes after work hours? life stage considerations
- Demographics - unsure how to respond to shifts in age groups and how to allocate resources
- Balancing demands for new facilities/amenities with current maintenance needs

- Act quickly to preserve key properties for OS; land values are higher than ever. Developers have unrealistic expectations of what land is worth
- Developers perceive floodplain as "takings" and limit development potential. The easy properties are gone and more complicated properties are left to development
- Communication; ex: England Park vision - communicate to public and partners
- Breadth of services; daunting to meet demands; staff capacity challenges
- Urban forestry: lack of tree canopy
- Water resources
- Aging infrastructure
- Considerations for urban agriculture
- Future staffing: recruitment and retention. Succession Planning
- Preservation of historical records and plans for PRL facilities
- Negative interactions in facilities in historic Westminster
- Hierarchy of needs: housing; food security
- Supporting the arts district and creating awareness of arts and culture offerings
- Concern of displacement and gentrification - rising housing costs
- Meeting community members where they are
- Welcoming facilities to all communities: diversity of language; embrace multiculturalism
- Multicultural training for City staff; JEDI training
- Climate resilience; environments that are healthy for everyone
- Biodiversity of open space; Westminster OS dominated by non-native species
- Ecosystem services in existing OS; community involvement in these programs
- Natural cooling places; shade
- Loss of wildlife diversity
- Aging rec center and library facilities
- Increasing homelessness (environmental impacts - OS; living at campground at Standley)
- Limited library hours on weekends
- Westminster Hills OS: dog park enviro impacts. Destination for users from outside of city contributing to overcrowding (received more visitors than RMNP during the pandemic). Other regional dog parks charge a fee for parking. Impacts trail users - off leash dogs creating safety issues
- Staff capacity/employee resources. experience and expertise
- Library in the Jeffco area of Westminster
- Aging population; increasing need for programs for older adults?
- Adams 12 school district - no middle school sports; could Jeffco model apply here?
- Limited land for new parks; OS. still need to acquire OS
- 

*C. Is there anything missing from current PRL offerings?*

- Public Art
- Physical Cultural arts district; new downtown? "cultural trail" concept. Westminster Arts District (SW) – haphazard
- Loveland as an example - leader in public art; sculpture park & show. No comparable sculpture park in Denver metro. Need for better promotion of existing public art
- Sense of place

- Permanent PRL presence in new downtown; centerpiece. Serving the new residents
- Standley Lake - what is the future level of usage at this resource while protecting the water supply? Falls short as recreation asset?
- Expanded programming hours
- Cultural arts center; auditorium. ex: Broomfield library and mid-size auditorium/performance space that fits the needs/context of the community
- Farmers Markets; food access and resiliency
- Food programs in libraries; ex: teaching kitchens
- Competition sports fields (type, location, number)
- Sports courts (type, location, number)
- Skate park -south
- Teen activities
- Disc golf course: course closed after site improvements; City OS regs don't allow active rec so disc golf must be located in parks and there is no physical space to accommodate 18 holes
- Therapeutic recreation/adaptive sports
- Outdoor pickleball
- Public outdoor swimming pools
- Continued language justice/equity work - make facilities welcoming to all languages
- Programs/support for non-English speaking older adults who are isolated, disconnected. current programs are only in English
- Support for situationally-unhoused: laundry services; dentists; needle waste
- Staff who speak the languages of the community within which facilities are situated
- Collaborate with Butterfly Pavilion on biodiversity programs and therapeutic horticulture
- Programs for foraging education; edible landscapes
- Context-specific plant palettes; what is native now may not be native in 10 years
- Model beneficial landscape improvements and maintenance for private landowners to replicate; public programs
- Expand art for underserved community program - diff languages: Arts Alliance offers programs currently through Hyland Hills, but could expand to Westminster
- Fitness center in south area of City
- Shade infrastructure - investing in natural shade; health of tree canopy
- Intergenerational teams for rec teams?

*D. What relevant trends in PRL do you think the City should explore?*

- Maker space in libraries or other available space; learning commons; hands-on learning in libraries
- Workforce development; flex space
- Respond to demographic changes. ex: golf is not as popular with younger generations
- Diverse funding strategies
- CSA on open space; revive concept from pre-COVID? partnership with school at Metzger
- Electronic offerings at libraries; partnerships with other city's libraries for combined purchasing power
- State organizations do contract discounts for digital resources
- Digital literacy - need programming to help

- E-bikes and vehicles; charging stations; commuter use of trails (e-bikes); micro-mobility; how does this impact facilities and how can the city provide for these users and balance with other user group
- Programming and rec opportunities for older adults
- Bike park or pump track
- Traveling children's library - multilingual; book mobile? \*City has 4
- Special events - what is the City's role? What is the appropriate role of the PRL dept.
- Sustainable maintenance; public education on sustainable landscape management
- Utilize wall of MAC for electronic messaging to promote PRL offerings
- Pickleball
- Replace play equipment with nature-play; inclusive design
- Archery at open space? NASP
- Teen activities; bike park or pump track
- Intermediate skate park elements
- Ninja warrior courses/programs? Highland hills aerial adventure course
- Libraries: food programming; teaching kitchens

**E. What are the possible barriers to public participation in PRL activities?**

- Fees
- Safety - lighting, security
- Language and communication/lack of awareness of available services (activity guide only in English)
- Representation
- Childcare
- Transportation to/from facilities; geographic distribution of facilities and amenities
- Hours of operation
- Digital divide; mobile-friendly online engagement
- Literacy
- Storytelling and interpretation at PRL landscapes, facilities
- Lack of awareness of offerings; multigenerational communication methods: targeted marketing
- Stigmatization with PRL scholarship process
- Fees
- Ability to meet basic needs

**F. Finish the sentence: *The PRL Vision Plan will be a success if...?***

- It provides for future enhancement of the community
- Affordable: realistic, viable, funding strategies identified for implementation
- Be specific and implementable
- Meets the stated needs and desires of the community; based on genuine community engagement and input
- Measure success in outcomes (not just outputs) - how will this plan make the community better
- People feel heard
- Reflects the intention of the community

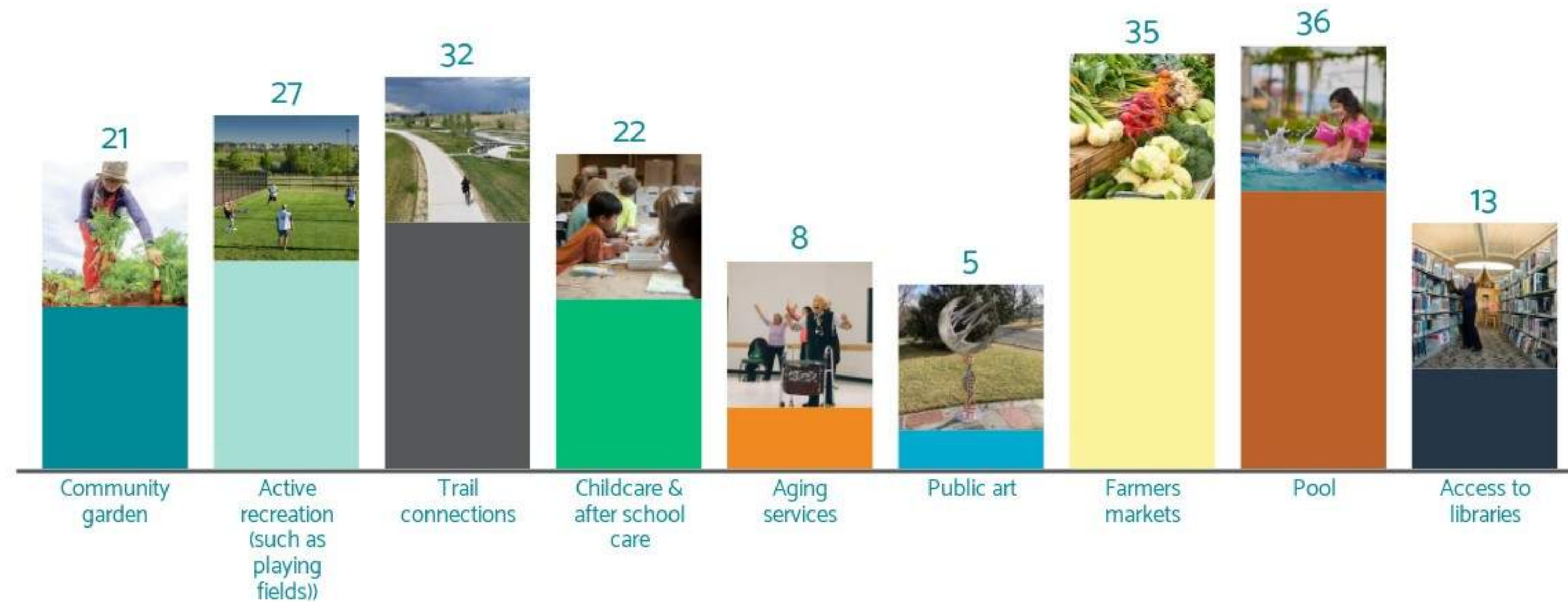
- Significant buy in from staff and community
- Considers opportunities for all citizens
- Actionable; plan has utility and is accessible to the general public
- Clear priorities; strategic phasing
- Flexible, living document; re-evaluate on a regular basis
- Establish core services, facilities, programs to deliver really well
- Realistic and adaptable
- Sustainable and enduring; flexibility; survives change in leadership
- Fun!
- Energizes the community; get the community excited; community sees themselves in this plan
- Mechanism(s) to support the disenfranchised
- Equitable and inclusive
- Actionable; match capacity of City
- Easy to understand; easy to explain; relatable
- Continued focus on diversity and inclusivity; eliminating barriers
- Addresses sustainability of PRL operations and maintenance
- If it is implemented
- Every resident has the opportunity to contribute to the plan; to the success; feels represented
- It is adaptive; living document; flexible
- Regularly evaluated and adaptive
- Resiliency of the PRL system
- ID gaps in trail connectivity and fill the gaps. connect the gaps!
- Maintain what we have, but improve on it/expand it. Engage more users in PRL amenities/programs/facilities
- Takes advantage of present opportunities: buy OS while available; meeting needs of growing pop. and changing demographics
- Motivating!
- Preserves current assets and successful programs
- Significant community buy-in and it is executed/implemented



## **APPENDIX C: WESTY FEST MENTIMETER POLL**

- 1. English Language Poll**
- 2. Spanish Language Poll**

# Which of the following Parks, Recreation, Library services is most needed in your neighborhood? (choose one)



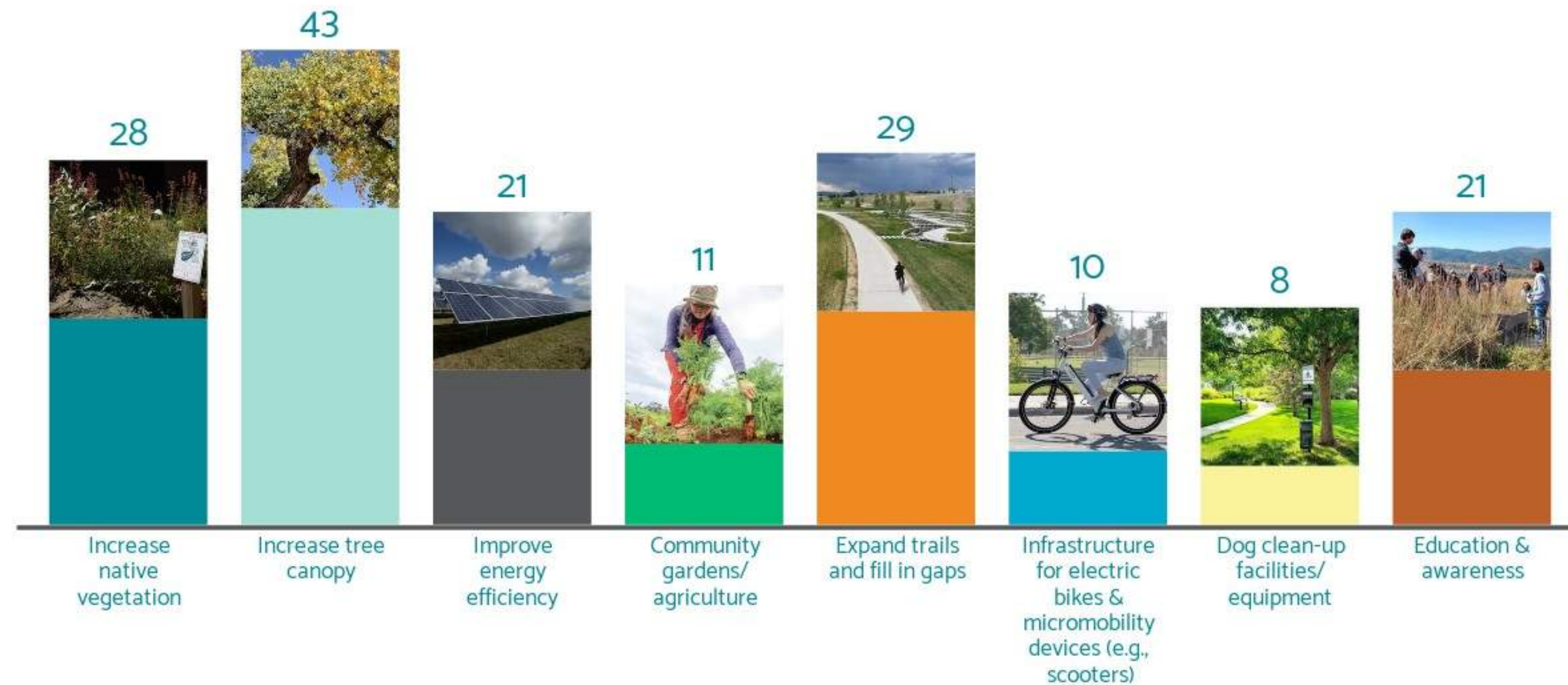


# How best can the Parks, Recreation, & Libraries Dept. support health and wellness? (choose one)






# How best can sustainability be incorporated into the Parks, Recreation, & Libraries system? (choose one)





# ¿Cuál de los siguientes servicios de Parques, Recreación y Bibliotecas es el más necesario en su vecindario? (elija un servicio)



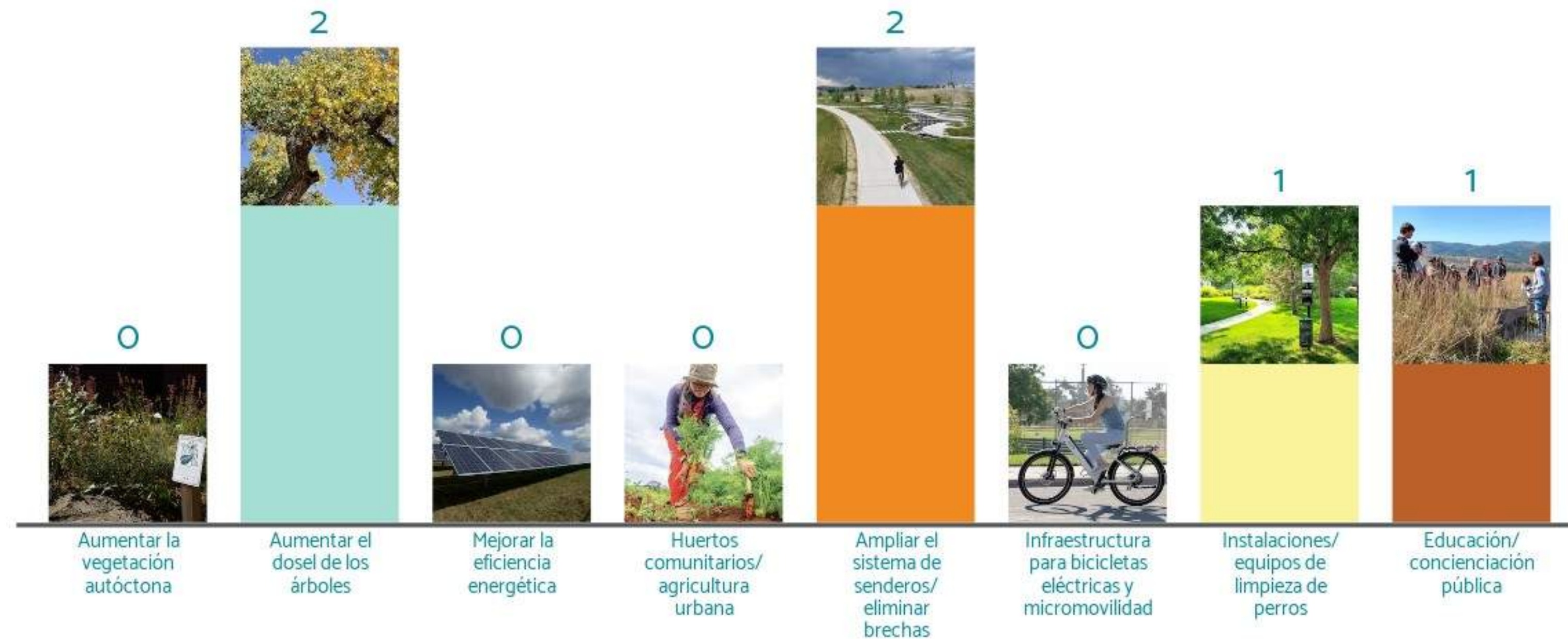


# ¿Cuál es el mejor modo en que el servicio de PRL puede apoyar la salud y el bienestar? (elija un modo)





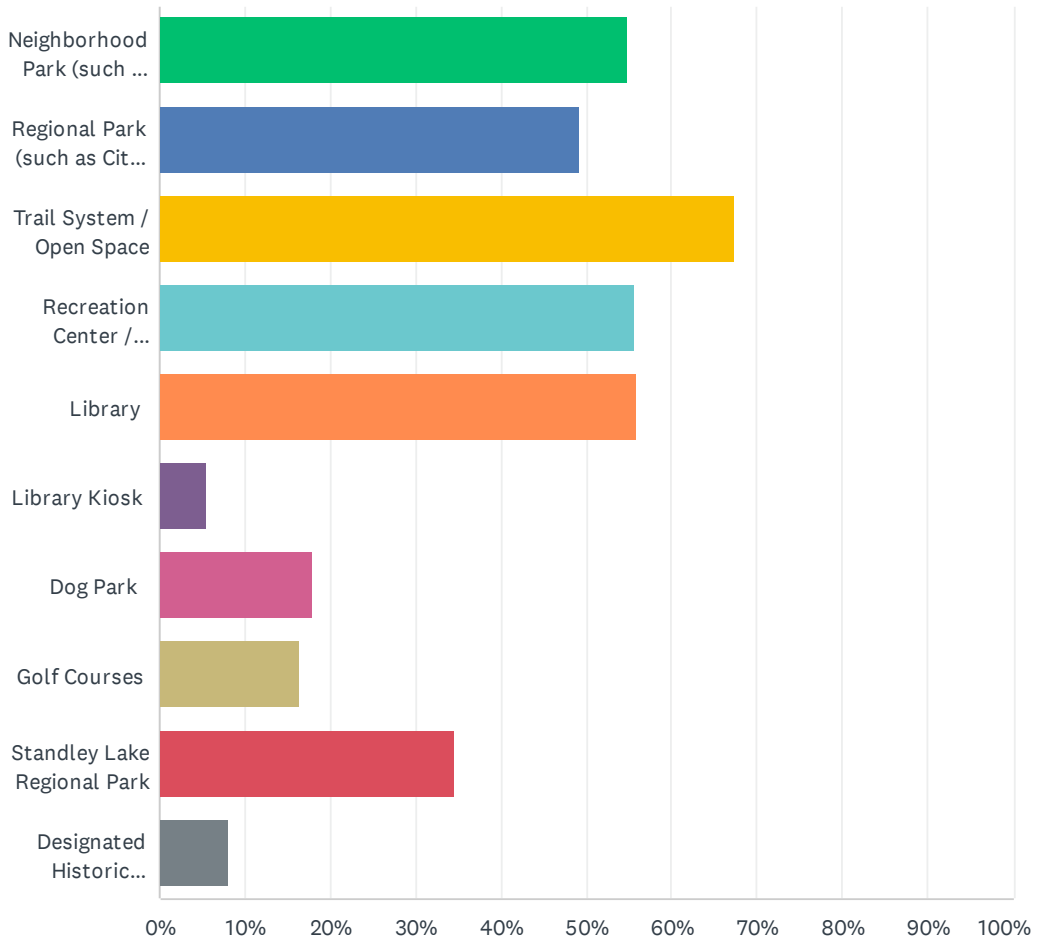
# ¿Cómo se puede incorporar la sostenibilidad en el sistema de PRL? (elija una manera)



## APPENDIX D: ONLINE QUESTIONNAIRE #1

# Q1 Which of the following PRL facilities do you regularly visit? (check all that apply)

Answered: 1,098 Skipped: 7

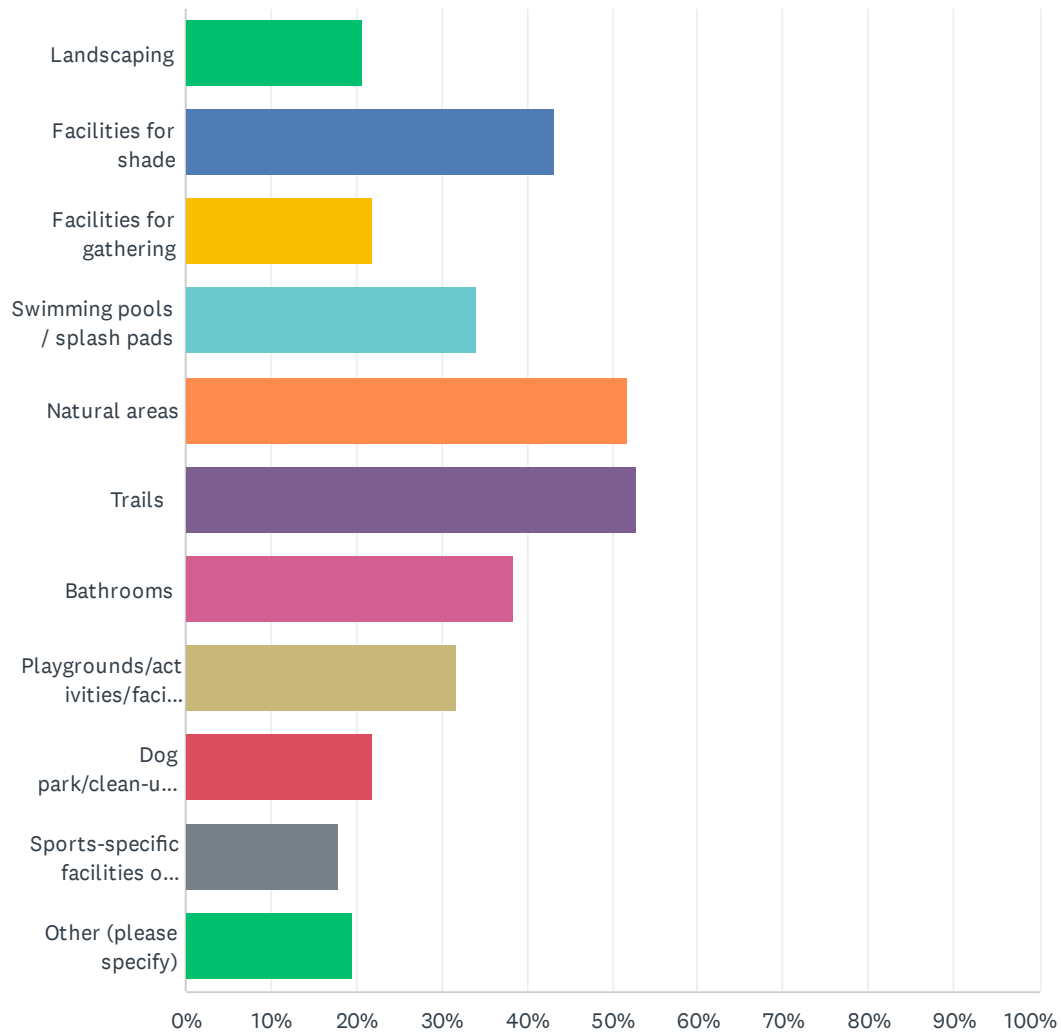


Parks, Recreation, & Libraries Vision Plan - Preferences and Needs Survey

ANSWER CHOICES	RESPONSES	
Neighborhood Park (such as Irving Street Park, Dover Square Park, or Amherst Park)	54.83%	602
Regional Park (such as City Park)	49.18%	540
Trail System / Open Space	67.40%	740
Recreation Center / Fitness Center / Sports Center	55.65%	611
Library	55.92%	614
Library Kiosk	5.46%	60
Dog Park	17.94%	197
Golf Courses	16.39%	180
Standley Lake Regional Park	34.61%	380
Designated Historic Landmarks	8.11%	89
Total Respondents: 1,098		

## Q2 What amenities are most needed within the city? (check all that apply)

Answered: 1,081 Skipped: 24



Parks, Recreation, & Libraries Vision Plan - Preferences and Needs Survey

ANSWER CHOICES	RESPONSES	
Landscaping	20.63%	223
Facilities for shade	43.39%	469
Facilities for gathering	22.02%	238
Swimming pools / splash pads	34.04%	368
Natural areas	51.71%	559
Trails	52.91%	572
Bathrooms	38.39%	415
Playgrounds/activities/facilities for kids	31.73%	343
Dog park/clean-up stations	22.02%	238
Sports-specific facilities or equipment	17.85%	193
Other (please specify)	19.52%	211
Total Respondents: 1,081		

#	OTHER (PLEASE SPECIFY)	DATE
1	library services	10/5/2023 11:23 AM
2	More steam rooms and saunas	10/5/2023 9:44 AM
3	Bathrooms need to be open year-round. There are port-o-potties available year round at Standley Lake - this is really a serious accessibility need! I'm speaking as a parent, but it's also true for people in lots of situations. 2. Many parks have playgrounds but they are very outdated our not appropriate for kids above toddler age, so updated kids facilities are needed. Please build a bike park in Westminster for multiple ability levels, like Valmont in Boulder or McKay Lake. In every park, attention to accessibility for people with disabilities is sorely needed! - in the new downtown, there isn't a playground for miles! Please install one, and look at the city of Omaha, Nebraska's downtown playground - it integrates SO WELL with the businesses, adults can "stroll" and view public art while their kids play on features that match the natural setting so well. The vision I've heard for the downtown playground is NOT inspiring, and will reduce the time my family spends downtown. Also, I hope you'll send opportunities for kids to be involved in some visioning exercises, as they are key users of parks, rec, and libraries! I'd love to bring my kids to a visioning activity.	10/4/2023 11:02 PM
4	cycling infrastructure and multi-use paths	10/1/2023 7:33 PM
5	better public transportation	9/30/2023 6:59 AM
6	Lights to play Basketball in the evening time	9/29/2023 2:32 PM
7	Venues to support the arts (especially in the historic district)	9/28/2023 3:26 PM
8	Trees, all trees have died due to water rates, westminster look dead give incentive to water and plant trees in neighbor hoods	9/28/2023 1:54 PM
9	Splash Pads: ideal free public summer gathering places for kids & families. (exa: Northglenn EB Rains Park and Eerie Coal Creek Park have great splash pads)	9/28/2023 11:35 AM
10	Recreational lakes	9/27/2023 11:11 PM
11	Reasonably priced activities for Seniors.	9/27/2023 10:42 PM
12	Build Pickleball Courts	9/27/2023 10:50 AM
13	More open space less apartments and monstrous cement buildings	9/26/2023 8:43 PM
14	different classes	9/26/2023 4:58 PM



## Parks, Recreation, & Libraries Vision Plan - Preferences and Needs Survey

15	Aquacise weights	9/26/2023 4:00 PM
16	bike park? please? I have to go to Superior or Broomfield. Use some of the giant dog park near standley lake for it would be awesome.	9/26/2023 11:57 AM
17	Restrict Overnight/Day Parking/camping w/control park traffic	9/26/2023 8:10 AM
18	indoor play spaces for older kids (the ones too old for tot time at sports center)	9/25/2023 8:59 PM
19	Senior Center further north 120th area	9/25/2023 10:57 AM
20	We have enough if you'd stop approving new apartment complexes	9/24/2023 9:40 PM
21	arts venue similar to Broomfield's Audi	9/24/2023 9:36 PM
22	Adaptive Recreation and more indoor walking tracks	9/24/2023 12:55 PM
23	How much would the above items COST the citizens of Westminster? I'd like to see mowed city lawns and weed control along roadways! Where are the flowers? Before you move forward with ANYTHING else, how about City Council finishes the new "downtown"?	9/24/2023 1:37 AM
24	Keep housing and other filth OUT	9/23/2023 9:31 AM
25	Guidelines for location of Pickleball in proximity to homes as per Centennial and Denver.	9/23/2023 7:55 AM
26	need many new indoor & outdoor pickle ball courts	9/22/2023 10:04 PM
27	Nothing stands out to me as needed. Westminster does a good job in all of the above areas.	9/22/2023 7:17 PM
28	We should have a harvest festival at Downtown Westminster every year and have more events downtown Westminster	9/22/2023 7:03 PM
29	Handicapped friendly trails	9/22/2023 4:57 PM
30	dog leash enforcement	9/22/2023 2:31 PM
31	Monday through Friday Senior Lunch for minimum fee	9/22/2023 2:23 PM
32	More bike lanes	9/22/2023 2:21 PM
33	Bike trails	9/22/2023 2:16 PM
34	More trash stations for dog parks	9/22/2023 11:44 AM
35	Water Fountains / Dog Fountains	9/22/2023 11:05 AM
36	safe trail to complete loop around standley lake (alkire not safe for peds/cyclists). Also safe trail from northern Westminster to light rail station in south Westminster.	9/22/2023 9:52 AM
37	Fishing ponds	9/22/2023 9:35 AM
38	Need maintenance on existing parks.	9/22/2023 7:25 AM
39	More converted pickleball courts. the sport is skyrocketing	9/21/2023 7:53 PM
40	Way too much manicured grass. I'd love to see small nature areas for kids with lots of trees etc - nature trails within parks for kids to explore	9/21/2023 6:59 PM
41	Spaces that accomodate wildlife	9/21/2023 5:40 PM
42	Facilities for shad should include planting shade trees, rather than removing shade trees	9/21/2023 5:23 PM
43	Disc golf	9/21/2023 4:29 PM
44	parking	9/21/2023 3:47 PM
45	Addressing safety issues of existing resources	9/21/2023 3:39 PM
46	outdoor pickleball courts	9/21/2023 3:26 PM
47	Community center near dog park on 128th.	9/21/2023 2:34 PM
48	focus on native plants and rebuilding the soil biology in public areas to reduce fertilizing and watering and mowing.	9/21/2023 2:17 PM

## Parks, Recreation, & Libraries Vision Plan - Preferences and Needs Survey

49	Swim Beach at Standley Lake	9/21/2023 1:54 PM
50	Benches along the trail	9/21/2023 1:54 PM
51	safe bike routes and sidewalks	9/21/2023 1:44 PM
52	little league fields w. of Wadsworth pkwy	9/21/2023 1:31 PM
53	Need restrooms at the parks- Legacy Ridge badly needed for families	9/21/2023 1:09 PM
54	Bike lanes	9/21/2023 12:43 PM
55	Trash cans along the trails	9/21/2023 12:10 PM
56	larger fitness center (City Park, WV), quieter fans at fitness centers (CPFC, WV)	9/21/2023 11:42 AM
57	More RV dump stations. More library internet offerings	9/21/2023 11:39 AM
58	Expanded library hours to accommodate students who may not have access to computers, printers, etc.	9/21/2023 11:35 AM
59	Disc Golf Courses	9/21/2023 11:25 AM
60	Recreational fishing	9/21/2023 11:21 AM
61	IUM afraid to say bathrooms because they become a center for drug use and a living center for the homeless.....the drug use and trash and setting of fires is awful in westminster	9/21/2023 11:20 AM
62	more trail signage for cyclists since they share the paved trails with walkers/runners, but most don't slow down, or get out of the way - so signage, painted lines on the paved trails would be great	9/21/2023 11:16 AM
63	Bicycle Path Improvements (I-36 Path goes for 5 blocks (~ 88th & Sheridan - ~80th) with only a bicycle sign every 2 blocks (no lines) where there is space (~8 - 10 feet wide) between I-36 & back yard fences	9/21/2023 10:47 AM
64	AFFORDABLE HOUSING	9/21/2023 10:43 AM
65	Pickleball courts	9/21/2023 10:43 AM
66	Bike paths, particularly in southern Westminster	9/21/2023 10:34 AM
67	Recreation center in north east Westminster	9/21/2023 10:25 AM
68	Safe and clean facilities	9/21/2023 10:13 AM
69	Weed control/eradication in all public land throughout the city	9/21/2023 10:05 AM
70	Swing set at oakhurst park	9/21/2023 10:05 AM
71	Lights on the fields	9/21/2023 9:59 AM
72	We could benefit from having library facilities at the downtown area and northern Westminster	9/21/2023 9:57 AM
73	Sidewalks	9/21/2023 9:55 AM
74	playgrounds for young toddlers	9/21/2023 9:55 AM
75	Programming - more events at local parks, movies, concerts, farmers markets, etc.	9/21/2023 9:54 AM
76	Places for people experiencing homelessness to be 24/7	9/21/2023 9:52 AM
77	Useable tennis courts	9/21/2023 9:41 AM
78	accessibility	9/21/2023 9:29 AM
79	Low water Native plant demonstration gardens at libraries, rec centers, etc	9/21/2023 9:19 AM
80	Pickleball courts	9/21/2023 9:16 AM
81	Fully accessible park and splash pad/ pool	9/21/2023 9:12 AM
82	Lap pool Westminster needs a lap swimming pool as current pools are over crowded	9/21/2023 9:07 AM
83	Biking trails.	9/21/2023 9:01 AM

## Parks, Recreation, & Libraries Vision Plan - Preferences and Needs Survey

84	More Pickleball Courts	9/21/2023 8:07 AM
85	Pickleball courts	9/21/2023 8:04 AM
86	Flashing crosswalks for pedestrians	9/21/2023 7:58 AM
87	Additional trash cans on hiking/open space trails	9/21/2023 7:39 AM
88	Pickle ball courts	9/21/2023 7:37 AM
89	increased preservation of green space; water-saving incentives; expansion of Garden-in-a-Box program; pollinator trail (private residences that are planting for pollinators); conversion of city-owned grass spaces to native plantings or dog tuff grass; fines for daytime watering-- especially when it is on hardscape like sidewalks	9/21/2023 7:35 AM
90	Fishing areas such as city park in 2019	9/21/2023 7:35 AM
91	Non paved trails, natural ground, better for trail running	9/21/2023 7:24 AM
92	Golf course	9/21/2023 7:18 AM
93	sailing on Standley Lake	9/21/2023 7:14 AM
94	Playgrounds for adults playground (calisthenics equipment)	9/21/2023 7:01 AM
95	U	9/21/2023 6:57 AM
96	Disc golf course!!!	9/21/2023 6:57 AM
97	Pickle ball courts	9/21/2023 6:53 AM
98	Working water fountains - Windsor Park hasnt worked all summer	9/21/2023 6:38 AM
99	Diving boards at pools	9/21/2023 6:35 AM
100	Tree care and grooming and snow removal and stop the increase of natural grass growth that devalues and decreases the beauty of our parks	9/21/2023 6:32 AM
101	Dealing with homeless on the trails - making them safe for women and children to use alone. Also dealing with noxious weeds near trails or on medians throughout the northern part of the city	9/21/2023 6:25 AM
102	pickleball courts	9/21/2023 6:06 AM
103	Libraries to hold free educational classes.	9/21/2023 5:41 AM
104	More open space	9/21/2023 5:21 AM
105	Open water swimming at Standley	9/21/2023 5:20 AM
106	strong library system, activities/facilities for teens, seniors	9/21/2023 5:16 AM
107	Open Stanley for boating	9/21/2023 5:04 AM
108	Do nothing, let the taxpayers keep their money.	9/21/2023 4:41 AM
109	Open space!	9/21/2023 4:31 AM
110	A better public transit system to help get to these places.....	9/21/2023 12:39 AM
111	Parks	9/20/2023 11:38 PM
112	I don't see anything missing.	9/20/2023 11:37 PM
113	water aerobics in the AFTERNOON for slow-moving NEEDY older folks	9/20/2023 11:26 PM
114	Trees along trails. Big Dry Creek has very few	9/20/2023 10:57 PM
115	picnic tables and benches to sit and rest	9/20/2023 10:50 PM
116	Adult swim	9/20/2023 10:18 PM
117	north Westminster (Amherst, Quail Crossing, etc) is under-represented by facilities.	9/20/2023 10:14 PM
118	A recreational center in the area of the Orchard	9/20/2023 9:57 PM

## Parks, Recreation, & Libraries Vision Plan - Preferences and Needs Survey

119	more tennis and pickleball courts	9/20/2023 9:40 PM
120	Green belt cleanup for safe walking. Weeds too high	9/20/2023 9:38 PM
121	Need to have the play structure replaced immediatly at Irving St Park!	9/20/2023 9:33 PM
122	Continuous bike paths not on the street.warm lap pool for rehabilitation like the apex has.	9/20/2023 9:28 PM
123	Outside pool added to the Westminster Rec Cntr. on 104/Sheridan	9/20/2023 9:26 PM
124	benches so older/disabled trail users can rest	9/20/2023 9:22 PM
125	Disc Golf Course	9/20/2023 9:17 PM
126	Larger pottery studio and longer hours	9/20/2023 9:16 PM
127	wish Standley lake was more usable like Boyd Lake in Longmont	9/20/2023 9:09 PM
128	Disc golf, bike trails/pump track, updated tennis courts	9/20/2023 9:00 PM
129	Picnic areas	9/20/2023 8:58 PM
130	Easier trash removal and trash cleanup on streets	9/20/2023 8:56 PM
131	None secular meetups	9/20/2023 8:40 PM
132	Skatepark	9/20/2023 8:38 PM
133	Library in the Shaw heights area and park	9/20/2023 8:28 PM
134	Single player tennis walls	9/20/2023 8:20 PM
135	Bike Park (like Broomfield, Superior, Erie, Boulder, and coming soon to Arvada)	9/20/2023 8:13 PM
136	Pickleball evenings	9/20/2023 8:11 PM
137	Electric at Stanley Lake	9/20/2023 8:11 PM
138	Trees	9/20/2023 8:04 PM
139	On street safe bicycle routes	9/20/2023 8:01 PM
140	Low water landscaping	9/20/2023 8:00 PM
141	Housing for homeless	9/20/2023 8:00 PM
142	Disc Golf course	9/20/2023 8:00 PM
143	xeriscaping. Less grass. Disc golf courses.	9/20/2023 7:57 PM
144	Rec center in North Westminster area	9/20/2023 7:56 PM
145	I would be nice to have a pond area for the dogs to swim out on the hot days. Also bring back the water fountains for people and pets to drink from	9/20/2023 7:56 PM
146	none	9/20/2023 7:53 PM
147	Disc golf courses	9/20/2023 7:52 PM
148	Restore and revitalize old town Westminster	9/20/2023 7:52 PM
149	Class room facilities	9/20/2023 7:50 PM
150	Historical markers- Indigenous, Mexican, European	9/20/2023 7:46 PM
151	Libraries in northern Westminster & downtown.	9/20/2023 7:44 PM
152	Policing to get rid of the drugs and crime and camping that have made our parks unsafe and unhealthy.	9/20/2023 7:44 PM
153	Pickleball courts	9/20/2023 7:42 PM
154	I wonder about Westminster Libraries joining with either Jeffco Libraries or Broomfield or Anythink.	9/20/2023 7:42 PM

## Parks, Recreation, & Libraries Vision Plan - Preferences and Needs Survey

155	Bigger library	9/20/2023 7:41 PM
156	Outdoor swimming pool	9/20/2023 7:36 PM
157	Beautification of otherwise ugly utility boxes. Invite skilled artists to paint them (similar to Broomfield and many other municipalities).	9/20/2023 7:34 PM
158	Pickleball courts	9/20/2023 7:34 PM
159	Shade along trails	9/20/2023 7:33 PM
160	Pickle ball	9/20/2023 7:30 PM
161	Take care of the massive crime before you do anything else.	9/20/2023 7:30 PM
162	I	9/20/2023 7:27 PM
163	safe bike commuting resources (trails, racks, stations, maintenance, etc)	9/20/2023 7:25 PM
164	Warm water therapy pool at Westview	9/20/2023 7:24 PM
165	Natural Open Spaces	9/20/2023 7:21 PM
166	Performing Arts	9/20/2023 7:20 PM
167	disc golf	9/20/2023 7:17 PM
168	Roller hockey rink	9/20/2023 7:15 PM
169	More libraries	9/20/2023 7:12 PM
170	Trees & xeriscape	9/20/2023 7:12 PM
171	fewer golf courses	9/20/2023 7:10 PM
172	We have plenty, we need to now move to maintenance and keeping what we have in good condition.	9/20/2023 1:08 PM
173	Skateboard park is outdated.. tiny "skate spots" like around Denver would be fun. Also lights for in-line hockey rinks.	9/19/2023 6:05 PM
174	Accesible swings and additional accesible structrues (nearest to my area is off of church ranch! Or all the way in northglenn)	9/18/2023 9:40 PM
175	Local business tie ins. A coffee shop at the library would be nice.	9/18/2023 6:45 PM
176	Another pottery studio	9/18/2023 6:31 PM
177	Programming for seniors	9/18/2023 3:25 PM
178	Trash cans, community composting,	9/18/2023 12:47 PM
179	Bus systems to take low income families, elderly, disabled to areas such as library, park, rec centers, etc	9/18/2023 11:19 AM
180	More trees for shade in parks and trails	9/17/2023 11:46 AM
181	People pick up their dogs poop	9/14/2023 9:47 PM
182	Conversion of Kentucky blue grass turf where not necessary is converted to native plants and grasses	9/14/2023 7:42 PM
183	Affordable meeting area's & class area's	9/14/2023 4:03 PM
184	Pickle ball courts	9/12/2023 6:00 AM
185	Senior citizens consideration	9/9/2023 9:07 PM
186	Something south of 92nd would be nice for a change	9/9/2023 4:08 PM
187	Playgrounds that the kids feel safe from the homeless population	9/6/2023 3:39 PM
188	Bike maintenance stations	9/6/2023 10:57 AM
189	Allow at-your-own-risk open water swimming at Standley Lake	9/6/2023 10:44 AM

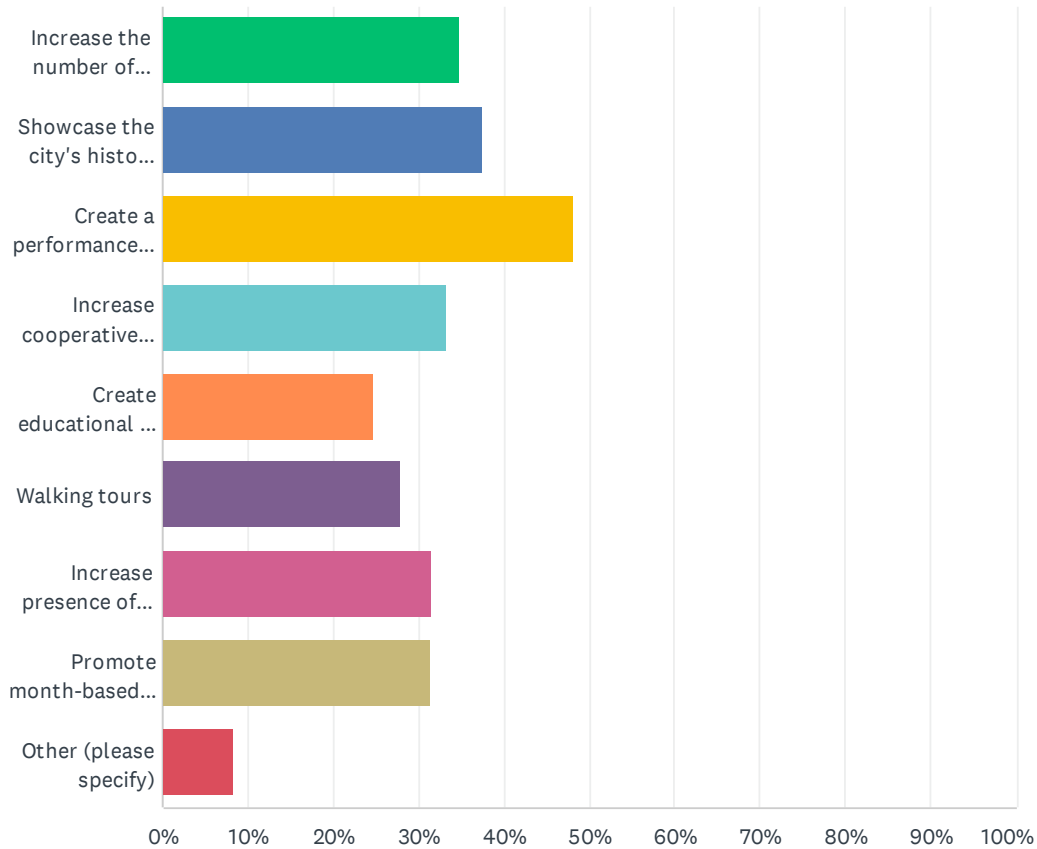
## Parks, Recreation, & Libraries Vision Plan - Preferences and Needs Survey

190	Trail connections useful for travel. Intercity.	9/3/2023 8:50 AM
191	Lap pools on the north end. City Parks lap pools are never available I'd love to see a good lap pool at west view	9/2/2023 2:03 PM
192	Waste stations and waste pickup for large or odd items. Leaf and branch pickup. People don't have trucks and would pay the city to do the right thing with it.	9/2/2023 12:09 PM
193	Senior center on north end of town	8/29/2023 6:18 PM
194	Paddle Boats maybe at City Park	8/29/2023 2:03 PM
195	Please direct some focus on widening our sidewalks. I live off 72nd and Sheridan. I love my city. I love walking! I would love to visit the local shops on the corner of 72nd and federal, and on 72nd and Sheridan, but I am always so nervous to walk along 72nd. Currently, it is regularly trafficked by myself, neighbors, even students from the local high school, but I find myself driving more often than not to go a few blocks because I feel unsafe walking along 72nd.	8/28/2023 2:22 PM
196	Bike paths that connect with the cities and counties outside Westminster	8/28/2023 2:13 PM
197	Maintenance on existing parks	8/28/2023 1:02 PM
198	Trees	8/28/2023 8:36 AM
199	Swim lessons for infants and adults	8/26/2023 10:32 PM
200	Clean environments people not living and doing drugs at them	8/25/2023 3:43 PM
201	Education info in open space	8/25/2023 11:45 AM
202	Additional sand and better grass at ball fields. Several are unfit for playing with gravel instead of sand and weeds with stickers in the outfield	8/25/2023 6:56 AM
203	Tennis courts	8/25/2023 6:39 AM
204	Trees	8/25/2023 6:11 AM
205	Less water dependent landscaping	8/24/2023 12:41 PM
206	Trees, Xeriscape	8/23/2023 9:15 PM
207	New facility	8/23/2023 8:17 PM
208	Trail all the way around Standley lake	8/23/2023 2:09 PM
209	Improved lighting and other security features	8/23/2023 9:15 AM
210	most amenities are in good shape in my opinion..	8/23/2023 9:03 AM
211	Fitness centers with weights	8/21/2023 8:54 PM



### Q3 How can the PRL system support the city's history, arts, and culture? (check all that apply)

Answered: 1,023 Skipped: 82



ANSWER CHOICES	RESPONSES	
Increase the number of community events	34.70%	355
Showcase the city's history, arts, and culture through exhibits at City facilities or special library collections	37.44%	383
Create a performance venue for theater, dance, and concerts	48.29%	494
Increase cooperative facilities and/or events with neighboring jurisdictions	33.24%	340
Create educational / lecture opportunities	24.63%	252
Walking tours	27.96%	286
Increase presence of food trucks at PRL facilities	31.48%	322
Promote month-based themes for different cultures and histories	31.38%	321
Other (please specify)	8.41%	86
Total Respondents: 1,023		

#	OTHER (PLEASE SPECIFY)	DATE
---	------------------------	------

## Parks, Recreation, & Libraries Vision Plan - Preferences and Needs Survey

1	Not to forget the indigenous Indians and Mexican territories here before white settlers	10/5/2023 9:44 AM
2	1. I think you all do great with history, arts, and culture, generally. I think we have a ton of awesome city events - one of my favorite parts of living here! To grow: Create some intentional focus on the Tribal homelands on which we reside, working with members to honor them.	10/4/2023 11:02 PM
3	Promote cycliong and other transportation alternatives with city-wide walk, bike and run events	10/1/2023 7:33 PM
4	Immersive art installations	9/28/2023 3:26 PM
5	ensure all activities are NO COST and accessible to make them truly equitable to all residents	9/28/2023 12:42 PM
6	Build Pickleball Courts	9/27/2023 10:50 AM
7	Have more small, neighborhood events	9/26/2023 12:46 PM
8	Month based themes every other month - make the more special rather then routine	9/25/2023 7:48 PM
9	don't do any of this	9/24/2023 9:40 PM
10	Making sure your activities are accessible not only for people in wheelchairs, but low/no vision	9/24/2023 12:55 PM
11	art fairs, museum	9/24/2023 8:18 AM
12	How much will the above items COST the citizens of Westminster?	9/24/2023 1:37 AM
13	If you choose theme months, please don't leave out us White people!!	9/23/2023 9:31 AM
14	stop tearing down or selling historical sites	9/23/2023 9:17 AM
15	Increase space for arts and exercise	9/22/2023 4:22 PM
16	Volunteer Groups to help keep the places clean once a month	9/22/2023 11:05 AM
17	Make community events affordable - top taco, beer fest too expensive	9/22/2023 9:52 AM
18	Libraries that have more events, libraries that are a little more welcoming. The Front Range Library is very cold and sterile.	9/21/2023 5:23 PM
19	Addressing safety issues of existing resources	9/21/2023 3:39 PM
20	Community conversations/focus groups to get more detailed feedback and ideas that could influence future programs and activities	9/21/2023 12:39 PM
21	Publicise events in a monthly magazine the happenings at public and private venues within the city. See what Broomfield does. It is excellent.	9/21/2023 12:35 PM
22	A place to see big name concert acts like Arvada has.	9/21/2023 11:39 AM
23	Comprehensive arts, cultural and conference center	9/21/2023 11:35 AM
24	please adress the drug use fires and aggression mong the homeless population we cannot even use the bike paths or parks - ban camping	9/21/2023 11:20 AM
25	Art along Bicycle Paths (as along the S. Platte River)	9/21/2023 10:47 AM
26	we use the Arvada Center alot, would love to see Westminster have something like that	9/21/2023 10:33 AM
27	THE Westminster historic art distric needs more bussiness' Maybe incentive for small business owners	9/21/2023 10:17 AM
28	Assess the hours for the libraries. For example, they're not open when working people can easily access them. There aren't any storytimes in the evenings or weekends.	9/21/2023 9:57 AM
29	preserve Pillar of Fire	9/21/2023 9:38 AM
30	Free plays and operas in the park	9/21/2023 9:07 AM
31	Partner with WPS/Westy Futures K-8 Athletics to offer youth sports	9/21/2023 7:39 AM
32	Concerts at the new downtown would be great	9/21/2023 7:37 AM
33	Restore the paint on the Mushroom Farm water tank; reinstate the historic marker program, but place the markers in well traveled areas (like parks)	9/21/2023 7:26 AM

## Parks, Recreation, & Libraries Vision Plan - Preferences and Needs Survey

34	Charge people to store their boats at Standley. Require them to use only dollies not trailers to moves them into the lake. This will reduce the number of boats coming in from other locations.	9/21/2023 7:14 AM
35	Community based Sports festival	9/21/2023 7:01 AM
36	Disc golf course	9/21/2023 6:57 AM
37	Do nothing, let the taxpayers keep their money.	9/21/2023 4:41 AM
38	do more events for senior citizens	9/20/2023 11:26 PM
39	Finish the Westminster "downtown", plan for increased traffic on Sheridan	9/20/2023 11:11 PM
40	The new downtown, the area SW of Hwy 36 & Sheridan, should prominently display historical and culture aspects of our city. Culture is driven from the center of a city, in my view. I think you're intending for this area to be the new center.	9/20/2023 10:27 PM
41	More Neighborhood events (within single neighbprhood boundary) in order to get neighbors to better know each others	9/20/2023 10:14 PM
42	More "things" going on. There isnt a real old town here. Stuff like the westy beer fest actually make it seem like this city isn't just a suburb with a bunch chain resturants	9/20/2023 9:38 PM
43	Plan all city big events around all the cultural celebrations like Cinco de Mayo, Black History Month, Juneteenth, Lunar New Year & others.k	9/20/2023 9:33 PM
44	Coordinate events with local schools	9/20/2023 9:33 PM
45	I'm	9/20/2023 9:32 PM
46	Do not feel this is necessary	9/20/2023 9:30 PM
47	Elevate women and minority owned presence and support	9/20/2023 9:25 PM
48	there isn't much that PRL can do, bc Westminster doesn't have a walkable "downtown"	9/20/2023 9:22 PM
49	Better advertising for community events	9/20/2023 9:06 PM
50	Increase the pottery class availability	9/20/2023 8:43 PM
51	Spend money in other areas.	9/20/2023 8:32 PM
52	Provide free programs and facilities where residents can gather and gain a sense of community	9/20/2023 8:21 PM
53	This is not that important to me	9/20/2023 8:16 PM
54	Celebrate US, CO & Westminster history	9/20/2023 8:14 PM
55	Kona Ice trucks with pupachinos	9/20/2023 7:56 PM
56	none	9/20/2023 7:53 PM
57	A permanent art museum and a few permanent museums	9/20/2023 7:48 PM
58	Hi	9/20/2023 7:32 PM
59	Take care of the massive crime before you do anything else.	9/20/2023 7:30 PM
60	Bring back father daughter ball	9/20/2023 7:18 PM
61	Westminster needs to have an annual Pride Festival.	9/20/2023 7:14 PM
62	Allow trailered boats back on Standley Lake with guidelines to prevent evasive species like all the other state parks do.	9/20/2023 7:13 PM
63	Use what you have	9/20/2023 7:10 PM
64	Work with Historical Society as they are always asked to produce whatever you think up	9/20/2023 1:08 PM
65	Install more Art throughout the city-sculptures/murals.	9/19/2023 7:47 AM
66	I LOVE the small productions that have been done in the past highlighting a historical area in the city like "the last apple tree"- These are WONDERFUL!	9/19/2023 7:21 AM

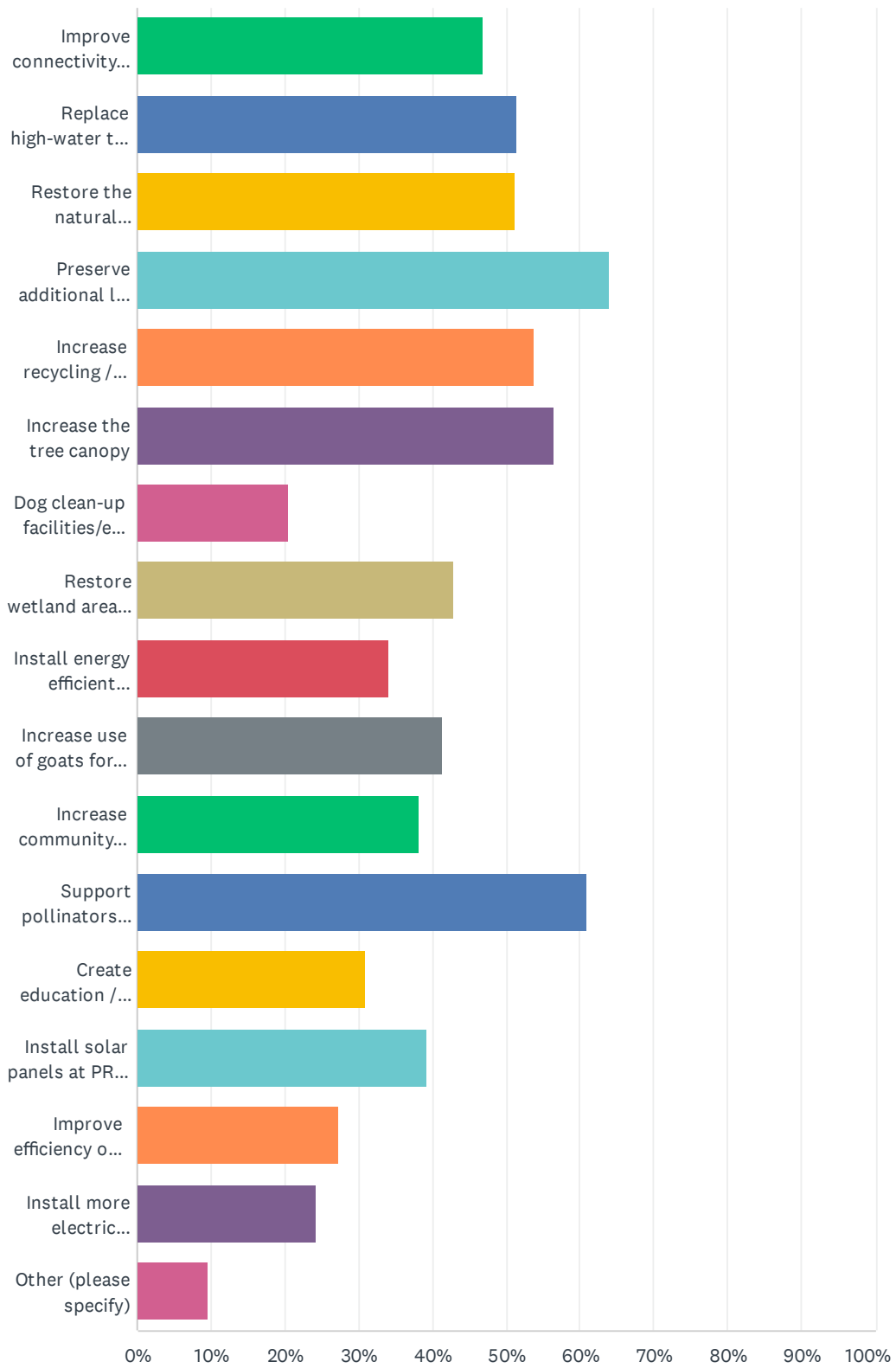
## Parks, Recreation, & Libraries Vision Plan - Preferences and Needs Survey

67	Promote diversity and inclusion in facilities and representative at in elected officials	9/18/2023 6:45 PM
68	Promote more Italian based themes	9/15/2023 7:07 PM
69	Concerts in the park evenings	9/14/2023 10:37 PM
70	Work with Historical Society board	9/14/2023 9:47 PM
71	Specific celebrations honoring our diverse community - cultural heritage celebrations, Pride event, etc.	9/14/2023 7:42 PM
72	Sport for elementary middle age kids	9/14/2023 5:45 PM
73	A Safe Zone, for the homeless ☆q	9/14/2023 4:03 PM
74	Build an informational site to place at Standley Lake dam to showcase the various peaks, lake and dam history, wildlife area, and protection to natural resources.	9/6/2023 10:57 AM
75	Create a large high quality sculpture garden similar to Benson Park in Loveland.	9/3/2023 8:57 PM
76	showcase the area's history at community events and walking tours. Also signage as at Metzger Farm. I think the city has a good variety of community events.	9/1/2023 4:33 PM
77	Maker spaces	8/30/2023 8:46 PM
78	Create adult arts and theater classes (affordable)	8/29/2023 10:37 PM
79	Allow outdoor Volleyball and Tennis Courts@City Park	8/29/2023 2:03 PM
80	none	8/29/2023 8:39 AM
81	Establish art organization -Westminster symphony,theater troupe, art guild etc	8/24/2023 6:23 AM
82	Arts and music festivals	8/23/2023 9:15 PM
83	Create gathering events in the new downtown (like a farmers market)	8/23/2023 4:45 PM
84	I think PR&L already does a fine job in this area.	8/23/2023 1:41 PM
85	Who cares? More trails and Open Space!	8/23/2023 11:13 AM
86	More emphasis on the history of Westminster, showcasing our landmarks with interpretive signs	8/23/2023 10:01 AM

## Q4 How can the PRL system support greater sustainability? (check all that apply)

Answered: 1,085 Skipped: 20

# Parks, Recreation, & Libraries Vision Plan - Preferences and Needs Survey





Parks, Recreation, & Libraries Vision Plan - Preferences and Needs Survey

ANSWER CHOICES	RESPONSES	
Improve connectivity to transit	46.91%	509
Replace high-water turf grass with native grasses	51.34%	557
Restore the natural ecosystem within existing open spaces	51.24%	556
Preserve additional land as open space	64.06%	695
Increase recycling / composting	53.64%	582
Increase the tree canopy	56.59%	614
Dog clean-up facilities/equipment	20.55%	223
Restore wetland areas and native stream flows	42.86%	465
Install energy efficient fixtures at PRL facilities	34.01%	369
Increase use of goats for weed management	41.38%	449
Increase community gardening	38.16%	414
Support pollinators through native plantings	61.01%	662
Create education / awareness opportunities	30.88%	335
Install solar panels at PRL facilities	39.26%	426
Improve efficiency of infrastructure	27.37%	297
Install more electric vehicle parking/charging stations	24.33%	264
Other (please specify)	9.49%	103
Total Respondents: 1,085		

#	OTHER (PLEASE SPECIFY)	DATE
1	Transit is the biggest one! Transit is simply not feasible for most of life in Westminster and is a huge burden for those who rely on it, including people with disabilities. We can do better.	10/4/2023 11:02 PM
2	Explore greater use and expansion of the non-potable water system	10/2/2023 11:12 AM
3	Again need more trees as due to your high water rates neighbor hoods have let all trees die and now they are being infective by the Ash Bor disease you can talk about that to residents	9/28/2023 1:54 PM
4	Infrastructure: more bike path accessibility. Big Dry Creek Path is a great spine, would love to see additional bike accessibility building off of it	9/28/2023 11:35 AM
5	Build Pickleball Courts	9/27/2023 10:50 AM
6	Redevelopment of vacant property rather than developing natural areas with thriving and important ecosystems.	9/26/2023 6:00 PM
7	Improve safety for pedestrains & bicyclists at busy intersections; promote walking & biking	9/26/2023 12:46 PM
8	weird question, I mean... all of these?	9/26/2023 11:57 AM
9	Restrict Overnight/Day Parking/camping w/control park traffic	9/26/2023 8:10 AM
10	Make Recycling more accessible!!!	9/25/2023 2:46 PM
11	transportation: Why don't we have FlexRide in Westminster. We no longer have a bus route.	9/24/2023 12:55 PM
12	COORDINATE STOPLIGHTS SO THAT YOU DON'T SIT IDLING	9/24/2023 8:46 AM
13	How much will the above items COST the citizens of Westminster? I believe electric vehicle	9/24/2023 1:37 AM

## Parks, Recreation, & Libraries Vision Plan - Preferences and Needs Survey

owners should be responsible for the charging of their vehicles, not the citizens of Westminster.

14	Keep the area natural and converted	9/23/2023 9:31 AM
15	Encourage HOAs to minimize water-consuming landscape requirements.	9/23/2023 7:55 AM
16	clean up and maintain streets, boulevards, business grounds, and other public areas, enforce building codes for businesses and residences so that the exteriors are safe and attractive	9/22/2023 10:04 PM
17	address air pollution	9/22/2023 7:07 PM
18	More green areas will cool city	9/22/2023 4:57 PM
19	Why change the structure of Big Dry Creek stream banks? Leave natural for nesting kingfishers and other bank nesting birds!	9/22/2023 9:52 AM
20	Maintain grass areas for kids to play	9/22/2023 7:25 AM
21	The city should ticket and fine households that allow their trees and weeds to grow out of control blocking the sidewalks. Pedestrians are forced to walk in the street by these homes and neighborhood traffic drives too fast making it dangerous	9/21/2023 10:23 PM
22	Mandate and enforce people picking up there dog poo	9/21/2023 5:40 PM
23	Restoring streams means not bulldozing them. Incorporating nature's natural engineer, such as beavers would be a great start towards restoring waterways, rather than bulldozers	9/21/2023 5:23 PM
24	Stop building apartments	9/21/2023 4:09 PM
25	Addressing safety issues of existing resources	9/21/2023 3:39 PM
26	provide up to date information on how to combat climate change	9/21/2023 2:17 PM
27	Harness wind energy	9/21/2023 1:54 PM
28	Passive solar in new building design, expanded support for homeowner water conservation	9/21/2023 1:31 PM
29	Bike lanes	9/21/2023 12:43 PM
30	Stop building apartments and condos.	9/21/2023 11:48 AM
31	everyone thinks low water zeroscapeis great but I do think some grass (for sitting lounging enjoyin parks is NEEDED).....very much needed...and please playground back at irving street library?	9/21/2023 11:20 AM
32	Infrastructure is Worst of Metro Denver / Boulder. Too many Potholes & Street repairs are Slow!	9/21/2023 10:47 AM
33	Additional light rail connections	9/21/2023 10:43 AM
34	improve safety for biking	9/21/2023 10:34 AM
35	These all sound like great ideas!	9/21/2023 10:20 AM
36	Provide better connectivity to RTD facilities for commuters. I work in Denver and live very close to the FF bus station at Sheridan/36th, but can't get there easily due to lack of comfortable sidewalks or bike facilities along W 92nd Ave.	9/21/2023 9:54 AM
37	Upkeep current tennis courts	9/21/2023 9:41 AM
38	Westminster could use the farm at 84th and federal for community farming farm stands education weddings concerts	9/21/2023 9:07 AM
39	Bike infrastructure in Westminster is abhorrent. Yes, there are recreational trails, but good luck trying to bike from Westminster to any neighborhood.	9/21/2023 9:01 AM
40	Dog park area at Westminster Open Space free from snakes, shade, etc. Seems like pushing dogs out.	9/21/2023 8:44 AM
41	Create a volunteer squad to garden areas of town with native plants (and sign me up!)	9/21/2023 8:35 AM
42	Provide kitchen composting and yard waste services	9/21/2023 8:31 AM

## Parks, Recreation, & Libraries Vision Plan - Preferences and Needs Survey

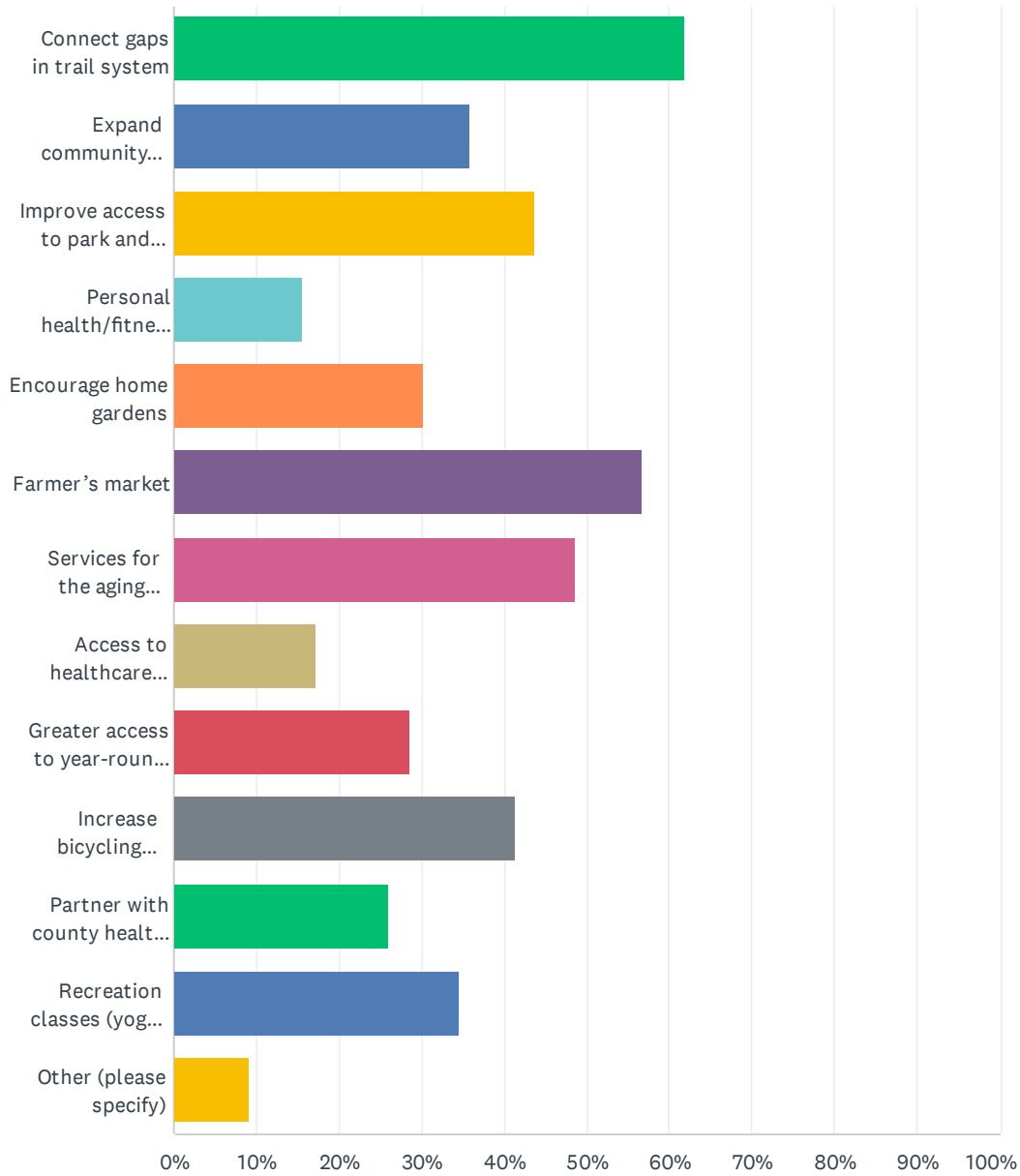
43	Focus on amenities and facilities rather than wasting money on "sustainability".	9/21/2023 8:30 AM
44	Plan electric food truck docks within region; Move farmers market to downtown parking lots	9/21/2023 8:08 AM
45	Extend the public train system to the new downtown	9/21/2023 7:37 AM
46	You had my list from above ... GREAT!	9/21/2023 7:35 AM
47	Non paved road but more natural condition trails for trail running	9/21/2023 7:24 AM
48	Allow sail boats permanently stored for the season to at Standley lake to use a dolly to move their boat into the water	9/21/2023 7:14 AM
49	Disc golf course	9/21/2023 6:57 AM
50	Stop the growth	9/21/2023 6:51 AM
51	DO NOT attempt to replace grass areas with native grasses like Thornton has done as it looks horrible	9/21/2023 6:50 AM
52	Better bicycle paths	9/21/2023 6:47 AM
53	Mow fire breaks near homes - Mushroom Pond Open Space to be exact	9/21/2023 6:38 AM
54	Continue to mow and maintain parks and open spaces so they are user friendly	9/21/2023 6:32 AM
55	Less new housing.	9/21/2023 6:02 AM
56	Better timing on stoplights so there's less stop and go.	9/21/2023 5:57 AM
57	Do nothing, let the taxpayers keep their money.	9/21/2023 4:41 AM
58	quit building ever more high density housing!!!! and especially not in single home neighborhoods	9/20/2023 11:26 PM
59	Get RTD to return the Bronco s bus, direct service to the airport and provide equitable service or stop taking our money. It's hard to be green when you have to drive everywhere.	9/20/2023 10:57 PM
60	have larger print and clearer signage on community recycling bins. Major education about proper recycling (posters city buildings, education to schools and businesses), I'd love to head this up.	9/20/2023 10:50 PM
61	Have our parks delay watering based on rain. Westminster installed water sensors that detect rain and delay my lawn watering yet i see city parks watering in the middle of rainstorms. And yet my water rates have never been higher. The hypocrisy hurts	9/20/2023 9:38 PM
62	Composting options from the city such as a drop off and stop dumping at city recycling facilities	9/20/2023 9:34 PM
63	There are food deserts in certain areas of town. Help attract food stores there.	9/20/2023 9:33 PM
64	City of arvada offers waste management with recycling.	9/20/2023 9:33 PM
65	Incentive residents for choosing green solutions with a rewards-type system	9/20/2023 9:25 PM
66	study how to address soapy sewer runoff	9/20/2023 9:22 PM
67	Close the greenhouse ( owned by city) and support local growers - waste of time and effort	9/20/2023 9:00 PM
68	Better handicap access to parks and Veteran memorial!!!!	9/20/2023 9:00 PM
69	I would support all the above	9/20/2023 8:42 PM
70	Setup community beehives	9/20/2023 8:40 PM
71	Spend money in other areas.	9/20/2023 8:32 PM
72	Community compost opportunities	9/20/2023 8:27 PM
73	Learn from Superior and Louisville to reduce the risk of wildfire	9/20/2023 8:16 PM
74	Cease spending on "Green" stuff and actually work to remove pollution.	9/20/2023 8:14 PM
75	Create safe area in our parks. Homeless are using them as their home.	9/20/2023 8:11 PM

## Parks, Recreation, & Libraries Vision Plan - Preferences and Needs Survey

76	Require solar panels in large parking places.	9/20/2023 8:06 PM
77	Stop developing new real estate, especially apartments.	9/20/2023 7:57 PM
78	none	9/20/2023 7:53 PM
79	This is a very politically charged question seeking validation via answers you already are planning to do	9/20/2023 7:44 PM
80	More zero scape	9/20/2023 7:30 PM
81	Take care of the massive crime before you do anything else.	9/20/2023 7:30 PM
82	MOST IMPORTANT - "Improve connectivity to transit"	9/20/2023 7:27 PM
83	partner with school for sustainability programming and education	9/20/2023 7:25 PM
84	Bike lanes and paths	9/20/2023 7:24 PM
85	Preserve open land eg. Pillar of Fire	9/20/2023 7:21 PM
86	We need more preserved open space and more restraint on zoning open areas for multi-family housing. Westminster has lost so many open areas just in the 11 years we've lived here.	9/20/2023 7:14 PM
87	Replace grass baseball fields with turf to save water and mowing resources. Investigate the ROI and savings to justify the initial expense. Brighton has done this for many of the fields near the Adams County Judicial office.	9/20/2023 7:13 PM
88	get rid of golf courses, make trash/recycling a utility instead of competing companies	9/20/2023 7:10 PM
89	Only allow dogs in designated dog parks	9/20/2023 7:08 PM
90	Human family facilities to bathe, launder, have internet access (more important than dog clean up areas imo)	9/18/2023 12:47 PM
91	If one purchases an electric bike, have Westminster offer, rebates to purchase the electric bikes	9/15/2023 7:07 PM
92	We need creative waste solutions at a community/city level (not our current wild west independent approach)	9/14/2023 7:42 PM
93	Electric bikes rebates and access	9/14/2023 12:18 PM
94	Irving street library park needs some trees for shade	9/6/2023 3:39 PM
95	Slow the growth.	9/3/2023 8:50 AM
96	Do All - consult experts for best impact, prioritize by number of people impacted and cost and then do them all on as tight a schedule as possible! Woohoo!!	9/2/2023 12:09 PM
97	Enforce dog leash laws and dog waste clean up	8/29/2023 2:03 PM
98	Don't forget about those of us who are farther north who don't play soccer or baseball/softball. Those are really the only amenities that are within walking distance. No tennis courts, no splash pads, swimming pools, etc.	8/28/2023 3:31 PM
99	Widening sidewalks so getting around Westminster is more accessible.	8/28/2023 2:22 PM
100	Restrict short paths especially for bikes on the open space.	8/25/2023 11:45 AM
101	Add e-bike /scooter stations for local community	8/25/2023 6:54 AM
102	The biggest thing is the educational component. Too many citizens demonstrate a lack of understanding about pollution and impacts caused to surrounding spaces.	8/23/2023 1:41 PM
103	Get rid of some of the many golf courses!!	8/23/2023 11:13 AM

## Q5 What could be done to support the health and wellness of the greater community? (check all that apply)

Answered: 1,088 Skipped: 17



Parks, Recreation, & Libraries Vision Plan - Preferences and Needs Survey

ANSWER CHOICES	RESPONSES	
Connect gaps in trail system	61.86%	673
Expand community gardening	35.85%	390
Improve access to park and recreation facilities in underserved areas	43.75%	476
Personal health/fitness coaches	15.63%	170
Encourage home gardens	30.33%	330
Farmer's market	56.62%	616
Services for the aging population	48.53%	528
Access to healthcare navigators	17.37%	189
Greater access to year-round swimming	28.58%	311
Increase bicycling and/or transit use to support air quality	41.36%	450
Partner with county health departments to improve access to public health services	26.10%	284
Recreation classes (yoga, spinning, aerobics, etc.)	34.56%	376
Other (please specify)	9.10%	99
Total Respondents: 1,088		

#	OTHER (PLEASE SPECIFY)	DATE
1	more library programs	10/5/2023 11:23 AM
2	Increased services for the unhoused	10/5/2023 9:44 AM
3	Active and public transportation are some of the most impactful ways people can make a lifestyle change, if their city has the facilities. Let's do this! Please consider elements of mental health on this list. To build on the ideas you have, being connected with other people can have a huge positive impact on mental health. I think we can do more with our enrichment classes to make them accessible (timing, frequency, cost) to build community. In addition to fitness coaches, how about mental wellness coaches?	10/4/2023 11:02 PM
4	Job opportunities for life coaches	10/1/2023 6:50 PM
5	in regards to year round swimming, I prefer outdoor swimming in lakes over a chemical filled indoor pool. A saltwater pool would be a cool compromise, the less chlorine the better. I actually refuse to swim in chlorine but would love to be able to train year round since I do a lot of whitewater activities in the summer and being a strong swimmer is essential.	9/30/2023 6:59 AM
6	clean up watershed	9/29/2023 6:21 PM
7	More trails that lead to specific areas of commerce or viewpoints PLEASE!!!	9/29/2023 2:32 PM
8	More art programs for youth and adults	9/28/2023 3:26 PM
9	Need more neighbor hood parks due to the building of multi family units all the parks are full or crime problem	9/28/2023 1:54 PM
10	More NO COST offerings to residents who cannot afford fees.	9/28/2023 12:42 PM
11	Build Pickleball Courts	9/27/2023 10:50 AM
12	MAC used to sponsor daytime trips, walks and even Disney park trips, more please.	9/26/2023 6:00 PM
13	Make existing tennis courts mixed use by adding pickle ball lines.	9/26/2023 11:29 AM
14	Disability services	9/26/2023 10:36 AM



## Parks, Recreation, & Libraries Vision Plan - Preferences and Needs Survey

15	Restrict Overnight/Day Parking/camping w/control park traffic	9/26/2023 8:10 AM
16	Highlight a park for a visit, get out to know your available parks / open spaces. Market the resources we have near	9/25/2023 7:48 PM
17	More healthy grocery stores nearby	9/25/2023 2:46 PM
18	How much will the above items COST the citizens of Westminster? Why does City Council want to make government BIGGER???	9/24/2023 1:37 AM
19	need more indoor & outdoor pickle ball courts	9/22/2023 10:04 PM
20	clean up the city so that residents can feel safe walking in their community	9/22/2023 10:04 PM
21	Continue to support Westminster EXCELLENT fitness programs and classes at its Rec centers. It's also a great pleasure to use our city's well designed facilities	9/22/2023 9:48 PM
22	Indoor and outdoor sports	9/22/2023 4:22 PM
23	NIA classes - this is body movement dance that incorporates yoga, martial arts, and dance, it's awesome for all ages, the best person to talk to about that is rebekah hartman in boulder - 8dancers@gmail.com - another thing that would be nice is another gym (weights and gym) that is 35 and older - they basketball gym facility at westminster park is overrun with rude people - i feel sorry for the ladies that work there	9/22/2023 2:31 PM
24	Lower water rates so cost of home gardens not prohibitive.	9/22/2023 9:52 AM
25	proper water drainage for neighborhoods	9/22/2023 8:48 AM
26	Health and wellness is the responsibility of the individual not the city.	9/22/2023 7:25 AM
27	Greater access to non-english speakers, and even beyond spanish speakers	9/21/2023 5:41 PM
28	Noise reduction (limit compression braking, construction of natural or other barriers on major thoroughfares, enforce laws against street racing)	9/21/2023 5:40 PM
29	Make sure parks and trail systems are safe.	9/21/2023 5:20 PM
30	Addressing safety issues of existing resources	9/21/2023 3:39 PM
31	Create barriers between light rail and surrounding homes to decrease pollution and dust in homes around light rail	9/21/2023 2:24 PM
32	Provide volunteer opportunities so that citizens could help design and plant native plants	9/21/2023 2:17 PM
33	Support for water consumption reduction in homes	9/21/2023 1:31 PM
34	Children's gyms/equipment	9/21/2023 12:02 PM
35	Recreation classes for working young adults only in the evening.	9/21/2023 11:48 AM
36	Prohibit vagrants from camping/begging in city	9/21/2023 11:39 AM
37	please address teh drugs fires and mental health aggression all the bikes paths at libraries - iring steet library constantly smells of urine - the drug paraphenelia left in the parking lot is large....let sahve alibrary where kids play and read books? Its not a methadone clinic	9/21/2023 11:20 AM
38	Extended evening hours for rec centers and pools. Offer classes later in evening.	9/21/2023 11:05 AM
39	More Volleyball Courts in Parks	9/21/2023 10:47 AM
40	AFFORDABLE HOUSING	9/21/2023 10:43 AM
41	Improve bike infrastructure to make it easier to cycle	9/21/2023 10:24 AM
42	Tennis , Tennis Create a Indoor Tennis facility to keep up with other cities	9/21/2023 9:41 AM
43	More recreational sports for kids.	9/21/2023 9:01 AM
44	Increase number of bike racks around town. Improve walkability	9/21/2023 8:35 AM
45	Sports festival for adults (separated by age)	9/21/2023 7:01 AM
46	Disc golf course	9/21/2023 6:57 AM

## Parks, Recreation, & Libraries Vision Plan - Preferences and Needs Survey

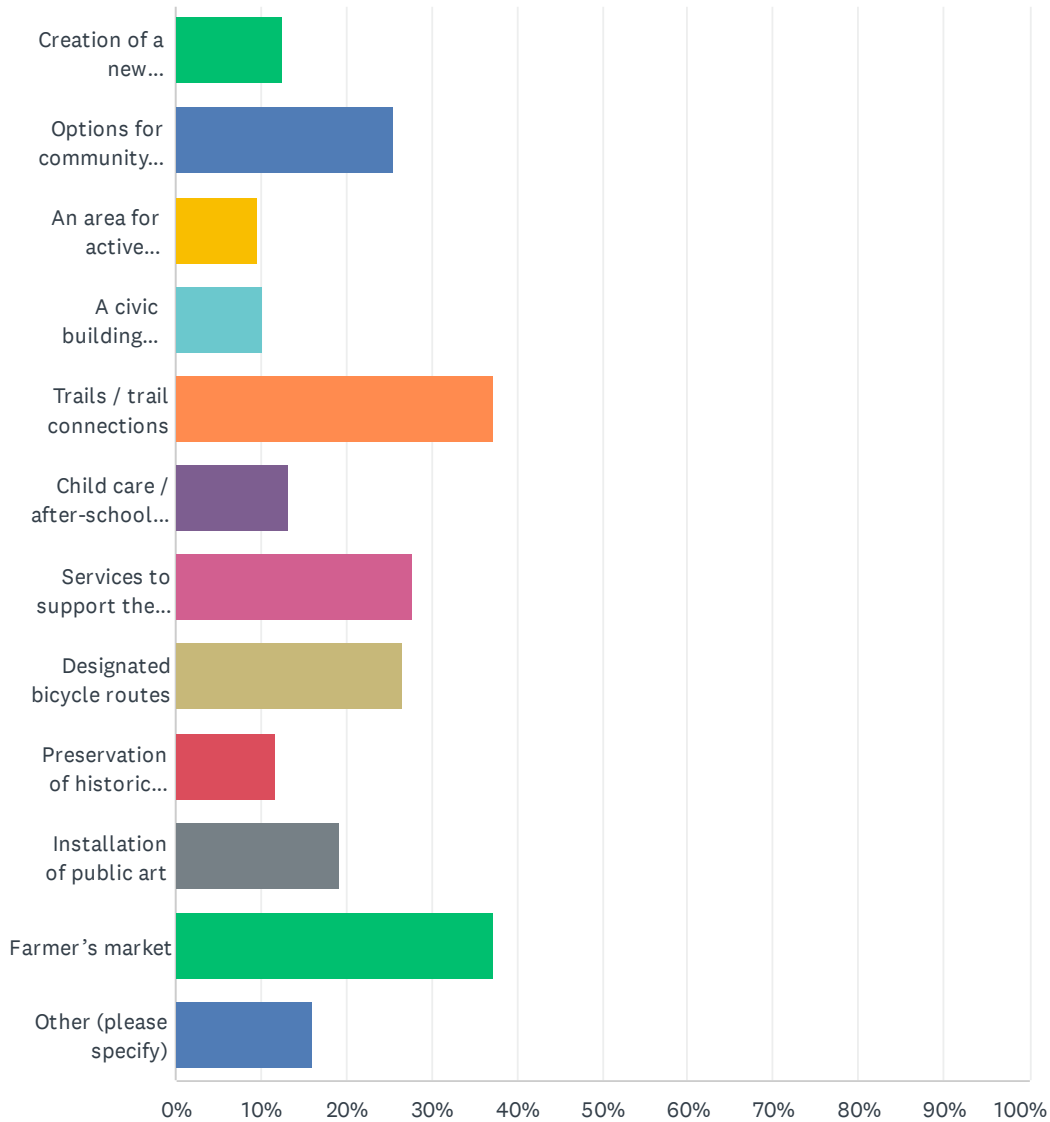
47	Deal with homeless living on trails, under bridges and in tunnels under roadways	9/21/2023 6:25 AM
48	Plant fruit trees in community areas	9/21/2023 6:22 AM
49	Keep the homeless encampments away from the parks/playgrounds our children play at.	9/21/2023 5:54 AM
50	Activities and facilities for teens	9/21/2023 5:16 AM
51	Turn off Fox News in public areas!	9/21/2023 5:00 AM
52	E-bike only trails	9/21/2023 4:57 AM
53	Do nothing, let the taxpayers keep their money.	9/21/2023 4:41 AM
54	Create a program for peer counselors that are trauma-informed and trained in group facilitation. (Like me)	9/21/2023 12:29 AM
55	water aerobics our doctors want for us but are not available in the afternoons when we can get there	9/20/2023 11:26 PM
56	Provide financial discounts/incentives for senior and underserved to utilize health/activity resources and the transportation to get there. Transpo resources and incentives to get participate in community gardens.	9/20/2023 10:50 PM
57	Hire more homeless navigators to serve the homeless & other underserved groups.	9/20/2023 9:33 PM
58	Offer opportunities for teenagers to participate in rec center activities outside of school and outside of school at reasonable prices such arts and ceramics, dance, photography, etc. Just like you offer opportunities for younger children.	9/20/2023 9:33 PM
59	More swim facilities so adults can have a good experience without kids throwing balls etc. and hitting others	9/20/2023 9:26 PM
60	Free community-led morning yoga at City Park with rotating volunteer instructors	9/20/2023 9:25 PM
61	make trails safe for pedestrians. encourage growing/eating local produce.	9/20/2023 9:22 PM
62	Go back to pre-pandemic hours	9/20/2023 9:16 PM
63	Free, community-led fitness/exercise/sport	9/20/2023 9:06 PM
64	Programs for physically challenged !!!	9/20/2023 9:00 PM
65	Recreation classes with more evening hours	9/20/2023 8:53 PM
66	More cross walk access on busy streets (like in Boulder)	9/20/2023 8:44 PM
67	More pottery	9/20/2023 8:43 PM
68	I don't know if there is one, but establishing a 5K, 10K, or maybe a half marathon race a year	9/20/2023 8:43 PM
69	More camping area at Stanley on East side.	9/20/2023 8:11 PM
70	Additions to rec facilities	9/20/2023 8:04 PM
71	Non-paved trails for runners. Concrete promotes running injuries. BDC trail was ruined.	9/20/2023 7:54 PM
72	increase services for young children	9/20/2023 7:51 PM
73	You mention nothing about homeless populations. You have a large number of persons living in Westminster who have come on their own or been dropped here. They need services, shelter, food, medical, mental health not just the ability to crash in a park and/or use the parks for drug deals, drug usage, etc. Our parks are NOT safe anymore and it saddens me.	9/20/2023 7:44 PM
74	Convince Adams County to change their rules for those of us in unincorporated Adams County. They don't allow bees or chickens. And, as a safety issue, they have ridiculous rules about egress windows.	9/20/2023 7:42 PM
75	Take care of the massive crime before you do anything else.	9/20/2023 7:30 PM
76	increase visibility of health and wellness activities and participants	9/20/2023 7:25 PM
77	Warm water therapy pool at Westview	9/20/2023 7:24 PM

## Parks, Recreation, & Libraries Vision Plan - Preferences and Needs Survey

78	Covid support	9/20/2023 7:22 PM
79	Education / webinars on topics of interest in the community	9/20/2023 7:20 PM
80	Lower the speed limit on federal blvd	9/20/2023 7:19 PM
81	Trail system loop finished through Standley Lake Park	9/20/2023 7:13 PM
82	Our farmers market is a joke. One farmer and a bunch of jewelry sales.	9/20/2023 7:10 PM
83	Lower cost to access Rec/fitness centers	9/20/2023 7:08 PM
84	Provide outreach to area needing access to healthy food. Health also starts with mental health. We need more resources for that. Maybe a social worker or two?	9/18/2023 6:45 PM
85	Supporting unhoused population with partnerships with churches	9/18/2023 12:47 PM
86	Increase areas for off-leash dog walking	9/15/2023 10:46 AM
87	Partner with CSU extension to teach canning and freezing fruits and veggies	9/14/2023 9:47 PM
88	Allow at-your-own-risk open water swimming at Standley Lake	9/6/2023 10:44 AM
89	Increase bike to bus capacity. More bike rack on the bus, more *secure* bike lockup options. Aggressively tackle crime and vagrancy at facilities.	9/3/2023 8:50 AM
90	More outdoor pickleball courts	9/2/2023 9:54 PM
91	Rec leagues (eg tennis) that are affordable for adults	8/29/2023 10:37 PM
92	Lower Recreation fees	8/29/2023 2:03 PM
93	Address Japanese Beetles, mosquitoes, weeds, and other pests that are prevalent near park. We live by a park and we get tons of issues from the lack of comprehensive maintenance of the park. I do a lot of gardening and would like to see more community and individual gardens but if we don't do the big things, we can't have them. We need milky spore and mosquito spraying because I can't go outside without deet. I prefer a more environmentally friendly approach but it is tough to put food on the table from a garden (that I removed part of my lawn for) when the city doesn't do their part.	8/28/2023 3:31 PM
94	I	8/28/2023 1:02 PM
95	Land use is the key, especially to lower road traffic bottlenecks. Every Major road intersection doesn't need some development, especially not convenience stores and fast food!	8/25/2023 11:45 AM
96	Trees as shade for sidewalks and trails	8/25/2023 6:11 AM
97	More clean up at parks and playgrounds.	8/24/2023 9:22 PM
98	Improve safe access for cyclists on popular roads eg around Standley lake	8/24/2023 6:23 AM
99	Close a major street on a few weekends each year for pedestrians & cyclists like Denver's Viva Streets	8/21/2023 8:54 PM

### Q6 Thinking of your own neighborhood, what one thing could be added to better support the residents of the area? (select only one)

Answered: 1,043 Skipped: 62



Parks, Recreation, & Libraries Vision Plan - Preferences and Needs Survey

ANSWER CHOICES	RESPONSES	
Creation of a new neighborhood park	12.66%	132
Options for community gardening	25.50%	266
An area for active recreation such as playing fields	9.59%	100
A civic building (school, library, recreation center, etc)	10.16%	106
Trails / trail connections	37.39%	390
Child care / after-school care	13.23%	138
Services to support the aging	27.80%	290
Designated bicycle routes	26.75%	279
Preservation of historic buildings	11.79%	123
Installation of public art	19.18%	200
Farmer's market	37.39%	390
Other (please specify)	16.01%	167
Total Respondents: 1,043		

#	OTHER (PLEASE SPECIFY)	DATE
1	bookmobile	10/5/2023 11:23 AM
2	A stable place for the unhoused	10/5/2023 9:44 AM
3	Plowing sidewalks of snow. We have neighbors who use wheelchairs who are very isolated in the winter because they cannot go out for strolls/rolls for much of the time when the weather is cool. This also prevents active transportation and leads to worse air quality	10/4/2023 11:02 PM
4	Community Event Space at 73rd & Lowell	10/2/2023 11:12 AM
5	I'm not looking forward to the farm being developed. If it were to be turned into a park/open space great but I've been seeing the plans and shoot me already. I'm gonna be forced to live next to yet another school? we can't even staff the ones we have wtf?!	9/30/2023 6:59 AM
6	More walking and biking trails PLEASE!!	9/29/2023 2:32 PM
7	Playing fields: SMALL soccer fields! (exa: Thornton Sky Park on 88th & Huron has a great small soccer field)	9/28/2023 11:35 AM
8	Pickleball courts	9/27/2023 12:34 PM
9	Build Pickleball Courts	9/27/2023 10:50 AM
10	Take care of the parks and open space you already have.	9/26/2023 8:43 PM
11	We're good in Cotton Creek Subdivision.	9/26/2023 4:00 PM
12	Build a bar and restaurant	9/26/2023 11:22 AM
13	Composting	9/26/2023 9:45 AM
14	Restrict Overnight/Day Parking/camping w/control park traffic - less usage of neighboring streets on the south side of the Westminster Light Rail. Less noise from the Light Rail Train BELL all day and into the night disturbing home life	9/26/2023 8:10 AM
15	Dog park	9/25/2023 1:52 PM
16	nothing	9/24/2023 9:40 PM



## Parks, Recreation, & Libraries Vision Plan - Preferences and Needs Survey

17	HOA support of native planting, xeriscaping and water conservation.	9/24/2023 9:18 PM
18	We need our mall back, have to drive to Broomfield for shopping now.	9/24/2023 6:40 PM
19	A PUBLIC BATHROOM NEAR WINDSOR PARK	9/24/2023 8:46 AM
20	None of these items would be appropriate for my neighborhood. Why is Westminster allowing a marijuana grow house to exist in a residential neighborhood?	9/24/2023 1:37 AM
21	Do a better job of preserving open space. Do not allow any more building	9/23/2023 3:52 PM
22	protected bike lanes	9/23/2023 9:17 AM
23	new indoor & outdoor pickle ball courts	9/22/2023 10:04 PM
24	My specific neighborhood is clean, safe, and provides for many outdoor sports and activities.	9/22/2023 10:04 PM
25	The Ranch neighborhood thankfully already has most of the above list! Thanks	9/22/2023 9:48 PM
26	Trails that allow motorized wheelchairs etc	9/22/2023 4:57 PM
27	I love that westminster city park - absolutely great place - more places like that is always welcome	9/22/2023 2:31 PM
28	More bike lanes	9/22/2023 2:21 PM
29	These are readily available close to where I live	9/22/2023 10:48 AM
30	Take the closed Witt elementary school and make into a coffee or food venue for the neighborhood.	9/22/2023 10:28 AM
31	Senior center for north Westminster	9/22/2023 9:52 AM
32	clean up of grassy areas where new weed barrier needs to be placed with rock in between sidewalk and street	9/22/2023 8:48 AM
33	Maintain current parks. Remove homeless from parks.	9/22/2023 7:25 AM
34	Green space for kids to explore that isn't big grass fields that are never used	9/21/2023 6:59 PM
35	TREES at existing local playgrounds. So few playgrounds in our area have shade.	9/21/2023 5:41 PM
36	Keep existing open spaces in natural state	9/21/2023 5:40 PM
37	Remove RV vehicles parked on street or across the side-walk	9/21/2023 4:00 PM
38	Addressing safety issues of existing resources	9/21/2023 3:39 PM
39	Enforcement of leash law especially in parks	9/21/2023 2:28 PM
40	Barriers between homes and light rail to reduce dust and fumes from trains to aid in a healthy home environment	9/21/2023 2:24 PM
41	Bathroom at Windsor Park	9/21/2023 2:06 PM
42	Add bike lane along Independence where it is missing and construct paved shoulder on west side of street where gravel currently exists.	9/21/2023 1:40 PM
43	Improving/adding little league fields west of Wadsworth Pkwy	9/21/2023 1:31 PM
44	Need restrooms at the parks- Legacy Ridge badly needed for families	9/21/2023 1:09 PM
45	a toilet for use at stratford lakes park	9/21/2023 1:06 PM
46	Update current aging neighborhood parks	9/21/2023 12:53 PM
47	Better landscaping along 104th in front of SLHS. More fixtures at existing parks like trees with picnic tables, additional play ground fixtures and more interesting landscaping. The use of Witt Elementary school for a recreation center for child care and after school care.	9/21/2023 12:35 PM
48	It's a pretty great neighborhood!	9/21/2023 12:17 PM
49	Improve/ renovate the park and trail near West 80th Ave. and Valley view Drive	9/21/2023 12:02 PM
50	Pave path through the northside open space from the College Hill library. When it snows/rains	9/21/2023 11:42 AM

## Parks, Recreation, & Libraries Vision Plan - Preferences and Needs Survey

	path is muddy.	
51	Cut weeds in parks more often.	9/21/2023 11:39 AM
52	I'd like a place to fish nearby	9/21/2023 11:21 AM
53	keep rec ecneter costs low...KEEP the senior services at the MAC- keep city park events	9/21/2023 11:20 AM
54	Sidewalks; rezoning to include light commercial (coffee shops, light retail, destinations for walkers within the suburbs)	9/21/2023 9:55 AM
55	Even though we are close to the bus station at Sheridan/36, there is no easy/safe way to get there on foot or by bike. Need bike facilities and a more comfortable pedestrian streetscape along 92nd.	9/21/2023 9:54 AM
56	affordable child care/after school care	9/21/2023 9:52 AM
57	Maintenance is lacking at waverly acres park. There are so many prairie dog holes in the park it is a safety issue	9/21/2023 9:43 AM
58	Enforce city regulations such as yard care and upkeep, parking, more police presence.	9/21/2023 9:41 AM
59	None -- my neighborhood is already perfect	9/21/2023 9:34 AM
60	Restoration of open land behind houses	9/21/2023 9:22 AM
61	Fully accessible park and splash pad	9/21/2023 9:12 AM
62	Really want access to Lap pool for swimming	9/21/2023 9:07 AM
63	Keeping Sheridan Green Elementary part of the community.	9/21/2023 9:01 AM
64	Standley Lake is an underutilized resource. The car-first mindset of Westminster is ridiculous. I live within walking/biking distance of the new downtown Westminster, yet I would never do so as the streets are not safe and extremely loud. There is too much asphalt everywhere in this town.	9/21/2023 9:01 AM
65	Cobblestone Park needs simple upgrades. Access to park from the east, remove planted grass that resembles weeds on the east side, landscape with a more attractive ??, trim and maintain trees on the perimeter, provide side walks on the south side - treat the damn park like it is part of the city!	9/21/2023 8:50 AM
66	Pool, youth center	9/21/2023 8:49 AM
67	Bike racks, encourage tree growth to provide shade during walks, improved sidewalk quality - many sidewalks in town have overgrown bushes in the way or dead end. Creating medians to improve pedestrian comfort, increase beauty and reduce car speeds on residential streets	9/21/2023 8:35 AM
68	We have a neighborhood park but it's used mostly as a dog park. It used to be used as a soccer park	9/21/2023 7:54 AM
69	Improve landscaping along 112th Ave, between Westminster Blvd and Sheridan Blvd, to improve the appearance, calm traffic, and make it safer for kids crossing 112th.	9/21/2023 7:53 AM
70	Better coverage by police to prevent constant fireworks by people throughout the year.	9/21/2023 7:51 AM
71	Built in/maintained restroom facilities at City Park!	9/21/2023 7:50 AM
72	Access to reduced cost trees to maintain HOA's trees - have HOA parks (2) and pool/clubhouse; close to Westfield Park, access to BDC trail system	9/21/2023 7:49 AM
73	Countryside pool--longer hours in August. Staffing not depended on students	9/21/2023 7:35 AM
74	More police presence to deter criminals	9/21/2023 7:31 AM
75	On gravel trails, install concrete	9/21/2023 7:26 AM
76	Improoving the reclaiming water level up to be able to sprinkle to vegetable in our garden	9/21/2023 7:24 AM
77	Less mult-unit housing, more open spaces with maintenance and small neighborhood parks.	9/21/2023 7:16 AM
78	Disc golf course	9/21/2023 6:57 AM

## Parks, Recreation, & Libraries Vision Plan - Preferences and Needs Survey

79	An HOA in the countryside neighborhood and better landscaping and maintenance of sidewalks and roads	9/21/2023 6:47 AM
80	Continuing to maintain our parks and open spaces by watering, mowing and snow removal	9/21/2023 6:32 AM
81	Recycle centers	9/21/2023 6:22 AM
82	Swimming pools lap lanes	9/21/2023 6:10 AM
83	Activities for teens	9/21/2023 5:16 AM
84	Dog park	9/21/2023 5:13 AM
85	Crosswalk over 112th	9/21/2023 4:57 AM
86	Do nothing, let the taxpayers keep their money.	9/21/2023 4:41 AM
87	Roust the homeless from our parks	9/21/2023 3:59 AM
88	Mental health coaching sponsored by the city	9/21/2023 12:29 AM
89	Spend less, tax less.	9/20/2023 11:37 PM
90	Make 104th from Wadsworth parkway to Johnson Street more eco-friendly and beautiful	9/20/2023 11:31 PM
91	better maintenance of potholes in our streets	9/20/2023 11:26 PM
92	A public library. I use Broomfield's because that is the closest.	9/20/2023 10:57 PM
93	Encouraging people to get to know there neighbors and checking on them. Trying to find creative ways to help neighbors connect.	9/20/2023 10:50 PM
94	Our neighborhood generally has most of these, which we appreciate greatly.	9/20/2023 10:27 PM
95	north Westminster (Amherst, Quail Crossing, etc) is under-represented by facilities.	9/20/2023 10:14 PM
96	Better traffic control, lights for pedestrian crossings like in other cities	9/20/2023 9:46 PM
97	Off leash dog park	9/20/2023 9:38 PM
98	Pave dirt paths near front range community so more bikes can ride though in winter and road bikes are easily ridden	9/20/2023 9:38 PM
99	Pickleball court at Windsor Park	9/20/2023 9:37 PM
100	Fix the existing park -Wolff run park	9/20/2023 9:34 PM
101	Designated routes, bicycling areas for kids walking or biking to local schools	9/20/2023 9:33 PM
102	More swim facilities	9/20/2023 9:26 PM
103	Safer areas. Less homeless peoplr. Lower taxes.	9/20/2023 9:25 PM
104	better prairie dog management	9/20/2023 9:22 PM
105	Bathrooms	9/20/2023 9:21 PM
106	Enforcement of laws to increase personal safety and curtail theft	9/20/2023 9:19 PM
107	Larger pottery studio with longer hours	9/20/2023 9:16 PM
108	More pools	9/20/2023 9:13 PM
109	Revamp empty buildingz before building more buildings	9/20/2023 9:07 PM
110	Open fun brewpub restaurant in old Westminster to revitalize and host farmers market there too	9/20/2023 9:00 PM
111	Separate bike paths then walking paths.	9/20/2023 9:00 PM
112	Enforce laws for criminal activity	9/20/2023 8:53 PM
113	Expand businesses in Westminster town center, Federal and Sheridan	9/20/2023 8:53 PM
114	I miss the sports and swimming lessons for kids offered by the rec center.	9/20/2023 8:45 PM

## Parks, Recreation, & Libraries Vision Plan - Preferences and Needs Survey

115	Cross walk or speed monitors for motorists	9/20/2023 8:44 PM
116	Update neighborhood park, outs is over 30 years with the same equipment	9/20/2023 8:40 PM
117	A small skatepark in the grass at the Irving St library is a great spot. It would attract people from all of the city including families/kids in the neighborhood to enjoy. There are tons of kids in this neighborhood that don't have close access to an area like this. It would replace a large amount of grass that requires water as well.	9/20/2023 8:38 PM
118	Trail/path to connect 100th and 86th (~Alkire) so there is a safe loop around Standley Lake!	9/20/2023 8:32 PM
119	A new library for the Shaw heights area	9/20/2023 8:28 PM
120	Weed control in residential areas	9/20/2023 8:28 PM
121	Theater or local concerts	9/20/2023 8:28 PM
122	Repair existing tennis courts, add pickleball, picnic shelter	9/20/2023 8:24 PM
123	Widen our street.	9/20/2023 8:14 PM
124	Repair and upkeep of Tennis Courts	9/20/2023 8:11 PM
125	Library	9/20/2023 8:11 PM
126	More shops and or cafes in downtown Westminster	9/20/2023 8:00 PM
127	SGE should serve the entire community. Treat it has the gift it is.	9/20/2023 7:57 PM
128	decrease water bill	9/20/2023 7:53 PM
129	Farmers market should be on grass not piping hot asphalt church parking lot- no ambiance	9/20/2023 7:52 PM
130	CODE ENFORCEMENT	9/20/2023 7:51 PM
131	I live near 92nd and Pierce and I really wish there was a library within walking/biking distance	9/20/2023 7:51 PM
132	What the city did to England Park, named for our city's first mayor, is criminal! Stop planning. Just do. Get lighting. Clean up the drug needles. Stop making it attractive for gang activity and homeless encampments. We need lights. Mow the weeds. Mow the lawns. Bring this area back to a nice amenity or sell it to a developer for another purpose. Also, make sure that your contractors mow all the "native grasses" aka weeds along roadways. 80th Ave looks awful. Meade/79th is feet high. Before engaging a multitude of new projects, how about starting by taking care of what you have already?	9/20/2023 7:44 PM
133	Playground at Irving street park	9/20/2023 7:44 PM
134	Outdoor Pickleball courts	9/20/2023 7:42 PM
135	Swimming pool	9/20/2023 7:36 PM
136	Repaint pickle ball courts in roller hockey rink in Amherst park	9/20/2023 7:36 PM
137	Take care of the massive crime before you do anything else.	9/20/2023 7:30 PM
138	Warm water therapy pool at Westview	9/20/2023 7:24 PM
139	Use of the land at Shoenberg Farms 72nd and Sheridan area to eliminate homeless population	9/20/2023 7:13 PM
140	Trees	9/20/2023 7:12 PM
141	Get rid of the golf courses.	9/20/2023 7:10 PM
142	Improvement on existing parks	9/20/2023 7:08 PM
143	Skatepark, roller hockey rink	9/19/2023 6:05 PM
144	More local business options. More opportunities for ALL residents to feel seen and heard. I would love to see a pride event for LGBTQIA+ residents and more support and resources for that community.	9/18/2023 6:45 PM
145	I'm tease Youth community support	9/18/2023 12:47 PM
146	Wider road soulders, but not specific to bike use only.	9/15/2023 10:46 AM

## Parks, Recreation, & Libraries Vision Plan - Preferences and Needs Survey


147	Places for people with Disabilities q	9/14/2023 4:03 PM
148	Upland's isn't going to give us crap so don't think they are going to	9/9/2023 4:08 PM
149	Upgrades to existing neighborhood parks	9/6/2023 4:50 PM
150	Wider sidewalks, or sidewalks where they are needed, like the raid near Holy Trinity	9/3/2023 4:33 PM
151	Focus on trails practical for transportation, not just canals and creeks. Connect to neighbor cities. North south routes seriously lacking.	9/3/2023 8:50 AM
152	More local food options!	9/2/2023 12:09 PM
153	More trash cans	9/2/2023 9:40 AM
154	A fully fenced dog park	8/31/2023 12:00 AM
155	Better trash cleanup	8/30/2023 7:16 AM
156	more neighborhood dog parks (not just the Westminster Dog Park) - Oak Hurst Park please!	8/29/2023 10:37 PM
157	Bike/skate pump track, stand-up paddle boards, new outdoor community pool	8/29/2023 6:46 PM
158	Widening the sidewalks. Accessibility is lacking. Especially along 72nd between Sheridan and Federal.	8/28/2023 2:22 PM
159	SGE would be perfect to implement a new community center	8/28/2023 11:34 AM
160	Nothing. Great amenities (trails,park,etc)	8/28/2023 8:36 AM
161	E-bike stations	8/25/2023 6:54 AM
162	Shade in parks	8/25/2023 6:11 AM
163	Pools	8/24/2023 11:31 PM
164	Indoor pool at Countryside or Westview	8/24/2023 4:44 PM
165	Improve current parks to be better places for community to be together and safer in countryside	8/24/2023 6:23 AM
166	Youth drop in space for older young people (teens) that isn't housed in a school	8/23/2023 2:48 PM
167	In terms of Installation of Public Art, we should showcase our local artist through additional galleries or public displays.	8/23/2023 10:01 AM

# APPENDIX E: PUBLIC OPEN HOUSE #1

## ACTIVITY STATION RESULTS

### PARKS

#### Most important programs, services, amenities, facilities:



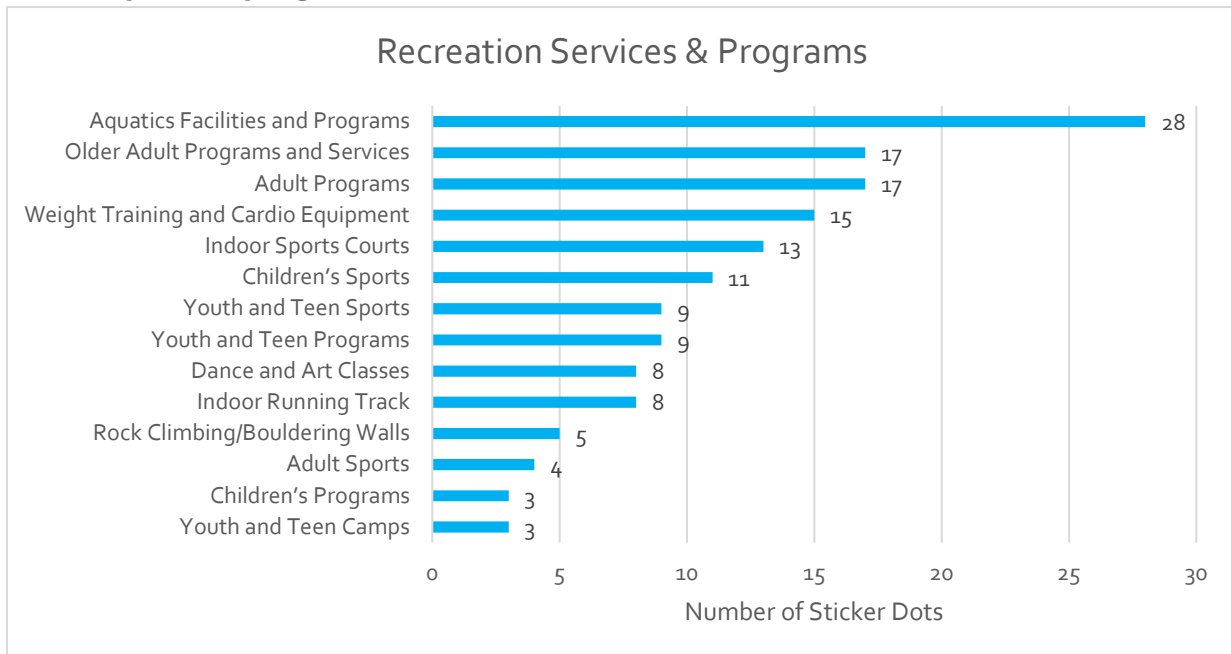
#### Is there anything missing from the list above?

- Indoor Rental Facility in a park (like Arbor House in Golden)
- Westy Run
- Cooperative or year round greenhouse
- Food desert
- All of the above! Spaces with everything
- Resource Map for RTO patrons
- Water, restrooms, etc.



## RECREATION

### Most important programs, services, amenities, facilities:

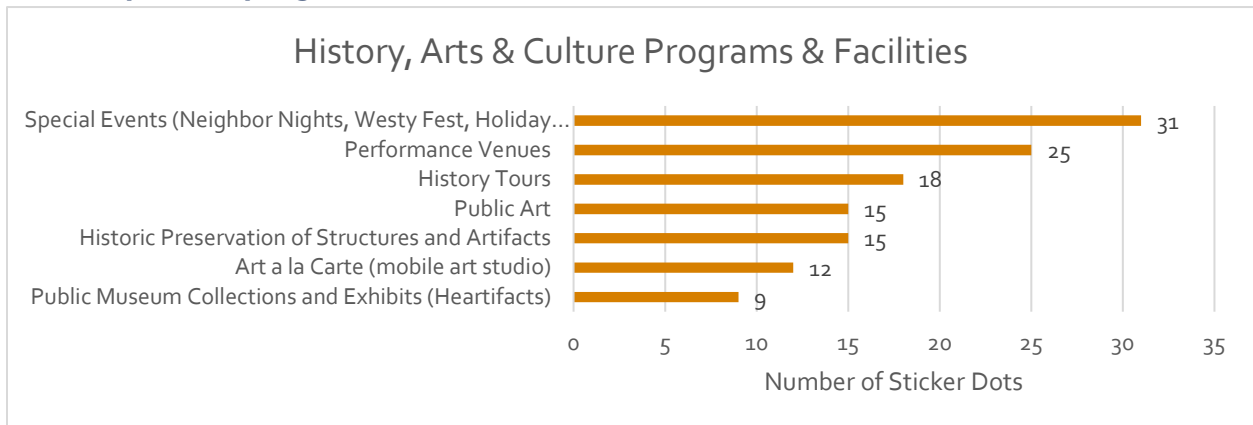


### Is there anything missing from the list above?

- Stop selling single use water bottles in the vending machines. Put a “water bottle filling water fountain” in the lobby
- City park pool lane lines (I speak for all lap swimmers!)
- Outdoor pools
- I would like more variety of exercise classes
- Some classes are overcrowded now, so I would like more classrooms w/ fewer attendees
- I would like more rooms for non-exercise classes like pottery because there is always a waiting list
- Look at what Broomfield offers (classes, exercise + others)
- Really enjoy CPFC fitness/aerobics room
- Heat upstairs @ CPFC in fitness aerobic room is too hot
- Not enough TVs upstairs at CPFC
- CPFC location of downstairs rowing machine is “in a canyon” of guys (?) beside it
- More programs or things like drop-ins in the evenings after work hours
- Private swim classes
- More water aerobics classes
- Aquatics at Westview
- More central
- Often dedicated swim lanes without kids and teams are tough at 500m and fitness
- Use recyclable paper on flyers, paper isn't compostable or recyclable
- Mindfulness/nature walks
- Have a sauna in the fitness centers

## HISTORY, ARTS, & CULTURE

### Most important programs, services, amenities, facilities:

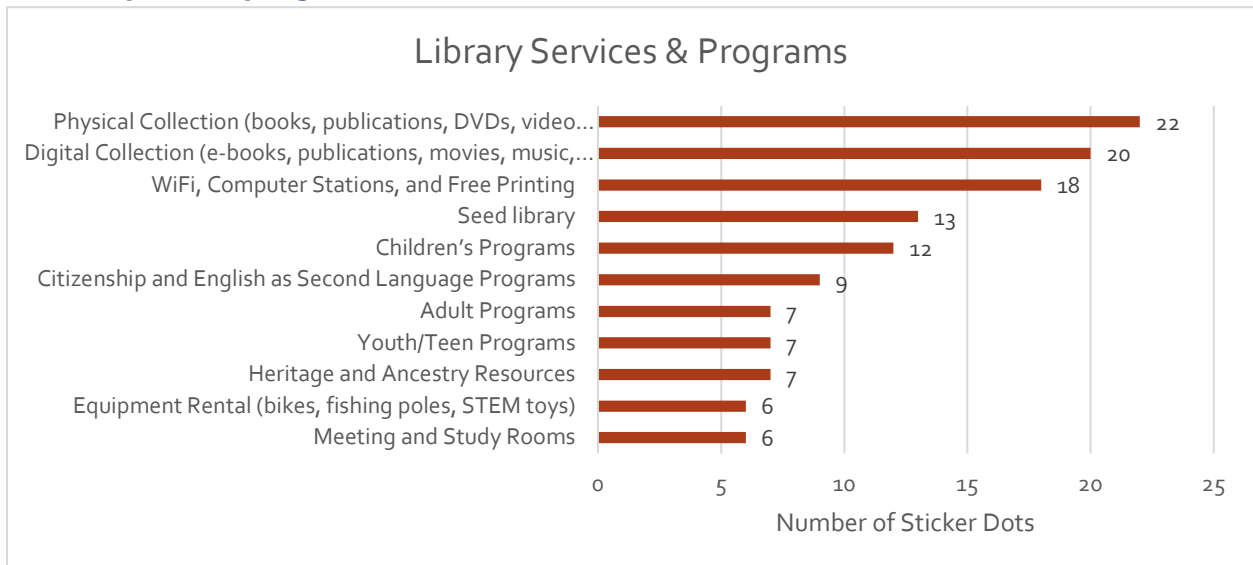


### Is there anything missing from the list above?

- Arts, cultural, & conference center
- Neighbor Nights sounds great, but I would *also* like a smaller event “Block Party”, and advertise the block parties

## LIBRARIES

### Most important programs, services, amenities, facilities:

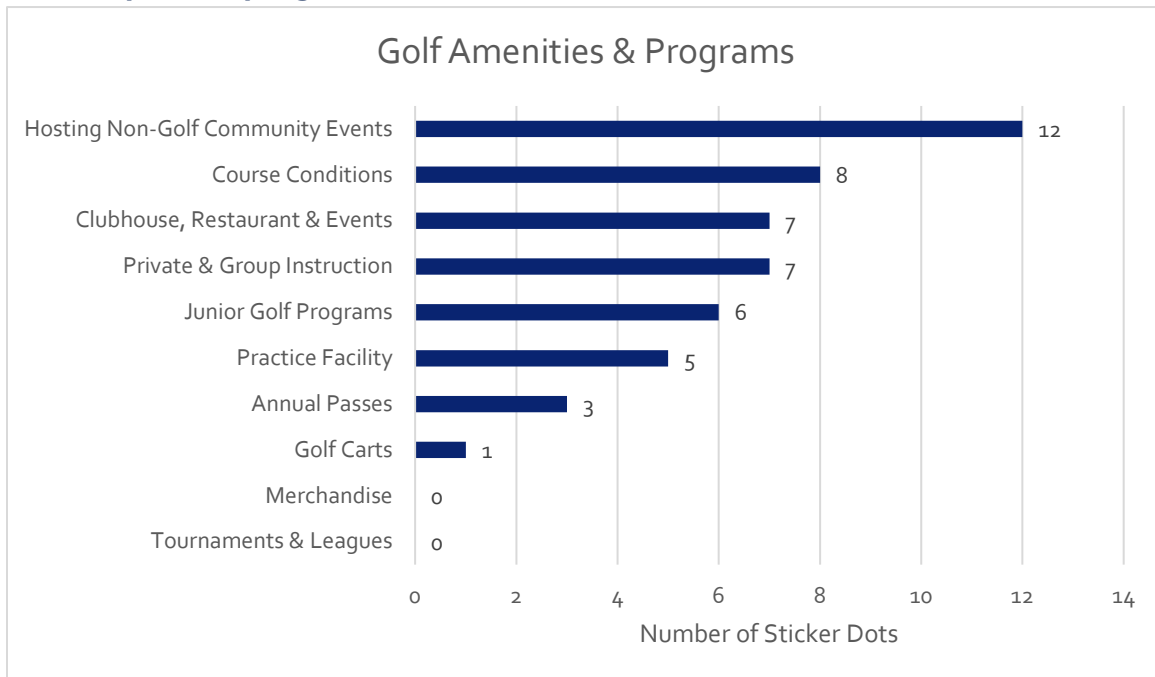


### Is there anything missing from the list above?

- Hours that accommodate students
- Support the city’s archive at the library
- Would like Saturday AM hours

## GOLF

### Most important programs, services, amenities, facilities:




### Is there anything missing from the list above?

- Continue your great water conservations and native grass pollinator plant efforts
- Community outreach & nonprofit support
- Free or reduced greens fees for veterans
- No interest in golf, would like to see more low water landscaping

## OPEN SPACE & TRAILS

### Most important programs, services, amenities, facilities:



### Is there anything missing from the list above?

- Shotgun- Trap/skeet range
- Safety
- Lighting- safety- should feel safe using trails
- Maintain trails & general trails maintenance
- Distinguished bike vs walking paths

### OPEN-ENDED MAP COMMENTS

- Need adult center/community center in north area (i.e. Sheridan Green)
- Rec center need in northern region of Westminster (N of 120<sup>th</sup>)
- Underpass needed under N Federal Blvd, connecting trails from Ranch Reserve Pkwy to trails on other side of Blvd north of Stratford Lakes Dr.
- Trail needed to connect trails at Vogel Pond Open Space and trail across N Pecos Street to the east, along South edge of The Ranch Country Club Golf Course/North of Quivas Way
- Need trail connection NOT on the road between trails at West View Recreation Center along Simms St between Westmoor Dr and W 108th
- Create park in space off of N Federal Blvd and W 70<sup>th</sup> Avenue, just west across from Terrace Park on Conosa Ct.

### COMMENT CARDS

See open-ended comment cards on the following pages.

# PRL VISION PLAN COMMENT CARD

## PLAN DE VISIÓN TARJETA DE COMENTARIO

**Name and email (optional):**  
Nombre y correo electrónico (opcional)

**Please share any comments:**  
Comentarios

REQUEST FOR MORE POLICE/RANGER PRESENCE  
IN PARKS + OS - LIVES RIGHT NEXT  
TO PARK BUT WON'T ALLOW 12YO TO  
VISIT ON HER OWN - NOT SAFE

Thank you for your comments! Submit this form to the collection basket before leaving.  
¡Gracias por tus comentarios! Envíe este formulario a la canasta de recolección antes de salir.



WESTMINSTER  
Parks, Recreation & Libraries

Vision Plan

# PRL VISION PLAN COMMENT CARD

## PLAN DE VISIÓN TARJETA DE COMENTARIO

**Name and email (optional):**

Nombre y correo electrónico (opcional)

**Please share any comments:**

Comentarios

To have a GREENWAY on Federal Blvd to Hampton MTH  
trees, pollinator plants and XERISCAPING ON both  
Sides of Street & medium as an expression of  
health & well beings for each city/county town  
Federal passes through to share a positive  
vision & future and a sustainable welcome  
to each passerby → "US Colorado Green way Blvd"

Thank you for your comments! Submit this form to the collection basket before leaving.

¡Gracias por tus comentarios! Envíe este formulario a la canasta de recolección antes de salir.



Make a contest to get a green + sustainability design plans implemented. Create a trend + competition around getting CDOT to sponsor greenway expansion → so that all residents have green way access in their site of vision while driving



# PRL VISION PLAN COMMENT CARD

## PLAN DE VISIÓN TARJETA DE COMENTARIO

**Name and email (optional):**  
Nombre y correo electrónico (

**Please share any comments:**  
Comentarios

Please continue "Sprucing" up Squire Park  
with new playground amenities

Thank you for your comments! Submit this form to the collection basket before leaving.  
¡Gracias por tus comentarios! Envíe este formulario a la canasta de recolección antes de salir.



WESTMINSTER  
Parks, Recreation & Libraries

Vision Plan

# PRL VISION PLAN COMMENT CARD

## PLAN DE VISIÓN TARJETA DE COMENTARIO

Name and email (optional):

Nombre y correo electrónico (opcional) *↪*

Please share any comments:

Comentarios

Please build a Rec Center in the north  
Westminster area (North of 112<sup>th</sup>),

Thank you for your comments! Submit this form to the collection basket before leaving.

¡Gracias por tus comentarios! Envíe este formulario a la canasta de recolección antes de salir.



WESTMINSTER  
Parks, Recreation & Libraries

Vision Plan

# PRL VISION PLAN COMMENT CARD

## PLAN DE VISIÓN TARJETA DE COMENTARIO

**Name and email (optional):**  
Nombre y correo electrónico (opcional)

**Please share any comments:**  
Comentarios

Good overall presentation of the ideas and what we offer  
It would be nice to have new trails, programs, facilities, etc  
HOWEVER what we have is already much better than  
most other cities so maintenance of our already  
high level of service is really really important.

Thank you for your comments! Submit this form to the collection basket before leaving.

¡Gracias por tus comentarios! Envíe este formulario a la canasta de recolección antes de salir.



# PRL VISION PLAN COMMENT CARD

## PLAN DE VISIÓN TARJETA DE COMENTARIO

**Name and email (optional):**  
Nombre y correo electrónico (opcional)

**Please share any comments:**  
Comentarios

ARTS, CULTURE & CONFERENCE CENTER — WESTMINSTER

IS LACKING WHERE OTHER METRO COMMUNITIES  
ARE LEADING.

Rich Chamberlain

Thank you for your comments! Submit this form to the collection basket before leaving.  
¡Gracias por tus comentarios! Envíe este formulario a la canasta de recolección antes de salir.

1. Best practices. Look to see what cities around us, (Broomfield is the one I'm most familiar with) are doing/have to offer. I see a much more robust program in Recreation & Libraries in Broomfield. (Check their catalog).
  - a. Public concerts & other entertainment – a performance venue
  - b. Nature hikes on our trails
  - c. More, and more variety of, exercise classes at the rec ctrs. (This likely means more classrooms).
  - too crowded* More, and more variety of, non-exercise classes as well. (One of personal interest to me is pottery – there's always a wait list).
  - d. Offer lunch for seniors at The MAC
2. I would like to see grass in public spaces replaced with native, xeriscape plants. City code added to require at least partial low water plantings in new developments, commercial & residential.
3. Community gardens, as suggested in the survey, would be wonderful
4. I think the need for senior services will continue to increase
5. Have multiple leaf recycling days
6. Offer compost pick up and grass recycling





# PRL VISION PLAN COMMENT CARD

## PLAN DE VISIÓN TARJETA DE COMENTARIO

**Name and email (optional):**  
Nombre y correo electrónico (opcional)

**Please share any comments:**  
Comentarios

Oakwood Park - 30yo picnic table + no playground -  
should be expanded

---

---

---

---

---

Thank you for your comments! Submit this form to the collection basket before leaving.  
¡Gracias por tus comentarios! Envíe este formulario a la canasta de recolección antes de salir.

# PRL VISION PLAN COMMENT CARD

## PLAN DE VISIÓN TARJETA DE COMENTARIO

**Name and email (optional):**  
Nombre y correo electrónico (opcional)

**Please share any comments:**  
Comentarios

- ① ~~Use~~ Use "Best Practices" Look at Broomfield's Activity Guide for ideas!
- CPFC ② Stop putting single use water bottles in vending machines. Put water bottle filling fountain in lobby.
- ③ CPFC More space for classrooms - to offer more of the same class - some are too crowded
- ④ USE WATERWISE LANDSCAPING IN ALL CITY FACILITIES & IN NEW COMMERCIAL RESIDENTIAL DEVELOPMENTS
- (CPFC weight/aerobic room is nice!)

Thank you for your comments! Submit this form to the collection basket before leaving.

¡Gracias por tus comentarios! Envíe este formulario a la canasta de recolección antes de salir.

## APPENDIX F: CITY COUNCIL INTERVIEWS 1:1

### Are nature, wellness, and literacy still the right organizing principles to guide the PRL department?

- Loves the highlight of literacy
- Wellness is vague
- Its fine.
- Culture and arts are not represented—they're under PRL but if they're not even stated in the mission then they're lost.
- Aspect of equity and access is missing--- distribution, quality, and investments in the facilities
- Keeping it as simple as possible--- "nature" and "wellness" are sort of privileged things...
- Arts & culture specifically seems to be important to folks—it might be tied into wellness/under that umbrella but that's an opportunity to add to the mission statement.
- Nature, Wellness, Literacy are great, but add arts & culture
- Thinks it could evolve—swap nature and literacy in order of importance... order is out of place in terms of what we do and importance to the community.
- "Exceptional" = high cost, but some places people just need a passive park to enjoy nature.
- Trail system is missing, but it's the most well-loved asset.
- 1/3 of land is open space; that is a major factor and is captured in this statement.
- Literacy is critical.
- Yes, but where is recreation? Is that encompassed in wellness? Recreation is THE most important piece of the puzzle.

### What are the strengths of the Department? What does the department do best, that it should continue doing or expand upon?

- *Number* of parks, well kept, clean, not a lot of problems with tagging/graffiti—whatever it's taking to keep the staff keeping those parks well kept. Parks upkeep is highly maintained.
- Rec centers are well run, have a lot of events and options for seniors but not enough for kids (seniors love them, but lots of families say they need more options and activities for kids)
- Libraries are doing really well, might be a new library built downtown and would love to see it come to fruition.
- More literacy programming for ESL (not just Spanish!) and young kids who need that resource brought to their neighborhoods. How do we make it fun? How do we make it so that parents don't have to be there?
- Facilities are world class; physical assets.
- Some work in the south area recently but historically parks and sports courts in south are poorly maintained
- Need for stronger neighborhood organization—deficit and possibly something that could be grown—not that well organized, very insular when there is organization in HOAs, so result is that community energy is pretty dispersed. PRL should be offering something to coalesce people
- Like parks in a box, what about culture in a box, neighborhood in a box—center it around schools to bring people together.
- Social events like Easter Bonnet event. Contributes to social cohesion around something they can't experience anywhere else. Fellowship.

- Amount of Open Space. Connecting the gaps is good, but need to have a balance between spending funds on new acquisition and paying for maintaining the open spaces we do already have.
- Sheridan Green: impressed with staff repurposing the building; repurpose/salvage of materials rather than sending it straight to landfill
- Focus on sustainability
- Amazing trail system: accessible to most people and free. Such a universal asset.
- Amount of open space
- Rec centers are great. Can't wait for Swim and Fit to reopen.
- PLR makes it easy to get exercise
- Public art on utility boxes
- Exceptional team who has a great culture inside the department. Continue to build and sustain the team culture and relationships within the department.
- Very proud of open space and trail system connectivity.
- Westminster has the best open space and parks in the state.

### **What are the greatest opportunities for the PRL department?**

- How can libraries be more activated and not just quiet. More tutors or readers. Would seniors be interested in reading to kids or kids even reading to seniors.
- More “space making” / “place making” or interactive elements, inclusive —excited about new downtown—hopes PRL gets a big hold of the land. Create fun safe spaces,
- North Westminster gets left out of a lot of stuff—lots of opportunity between residences and commercial buildings—how do we take land between these areas welcoming and interactive to be in? Not necessarily a whole park—but activating the intermediary spaces to become enjoyable and fun to be in
- Westminster is missing out on “neighborly cross-sections” where people can interact and be safe
- How to activate intermediary spaces in park areas? Playable public art. We need to provide opportunities for the built environment to facilitate community.
- More recreation options are needed. Not sure exactly what that looks like... has heard a lot about pickleball
- Passionate community who cares about their opportunities, but sometimes the department isn't delivering on the community's needs and desires for recreation (e.g. disc golf is in demand and not being delivered).
- Many emails over the weekend about what will happen to the off-leash dog park, specifically how it was communicated. City had an open house with lots of information; but not asking for input. Decision feels like it was made and the community wasn't given an option to weigh in.
- Need for better communication/storytelling: how did we get here? Need to do better to get community buy in and understanding why decisions are made. Recognize the emotion associated with these places. Need to change approach so that community feels heard. Part of the solution-making. Better collaboration. This is not an issue just for parks and recreation, but local government in general.
- More utility boxes painted by local high schoolers. It makes them feel more connected to the city and give them something fun to do.
- Arts and cultural center, Arvada as an example—something like that would be great in Westy

- Paddleboats for city park lake (its been drained so not yet..)
- Bikeshare or rental program
- Pride events – and it would be fun to have rainbow crosswalks (don't know how residents would feel about this, but a few would be great!)
- Community gardens and farmers markets in areas where there are not enough grocery stores—SW Westy. Utilize downtown for that right now because as its is still being built some people have noted it doesn't feel like there's community in the downtown. Things like outdoor concerts and community gardens and regular farmers markets would bring that community feeling to downtown
- Establishing designated areas that are safe for unhoused people. Some people who feel unsafe on trails or at other amenities would see less unhoused people, and those unhoused people would get to have the option of going somewhere safer than a homeless camp where they won't be approached by police. Safe parking for people who live in their cars. Assurance they wouldn't be asked to move by law enforcement—incentivize to use these areas rather than in public spaces. Easier to distribute resources to people who need it.
- Informational signs/interpretive signage. Opportunity to interpret the history or significant events of the site and create a connection to place. Placemaking opportunity at parks, etc.
- Benches and picnic tables. Something to make it easier to have gatherings around meals in our parks
- Expand native grasses; remove bluegrass unless necessary and replace with native or low water landscape
- Library system—both libraries are in Adams County. Residents pay into JeffCo to support lib services but we don't have a library in JeffCo area of the city. Utmost importance to provide library to JeffCo. Proposes siting it incorporated into the new downtown being constructed. Smaller express library in the vicinity of Orchard/up North would serve a population that needs it too.
- Recreation--- need a new rec facility in that north sector of town. East of Sheridan and North of 104<sup>th</sup> at City Park... nothing up until 148<sup>th</sup> avenue... 40 blocks of no facilities. This is a need— but acknowledges the huge capital and personnel cost
- Open Space—33% of our city is parks or OS—we're totally saturated on OS. What's the right number? What is actually an appropriate amount of OS? Original goal was 15%-- we're well over that.
- Golf—2 beautiful courses—no change to those. The 9-hole private course west of Stanley Lake they're considering purchasing once the owners sell it.
- Stanley Lake is contentious—it's the source for drinking water in Westy. Struggle between those who want to boat vs those who want it to be “pristine” and preserve drinking water resource.
- Infrastructure and amenities are the highlighted needs in terms of geographic equity.
- Continuing trail system connectivity to other jurisdictions; continue working with DRCOG and the transportation element of it.
- More things to do recreation-wise: plays, entertainment, dance, sports, music, arts. These are the things that can attract people here instead of people leaving Westminster to experience these things.
- Recreation has a role in bringing people together. It is a common thread. Recreation gets people out of their homes and something to do together. Social cohesion.

- Libraries – need a library on the JeffCo side. Reading and literacy also contribute to bringing people together. More book clubs at larger scale. It's well organized, but not well promoted. Use the book club model for other programs.

### **What issues or challenges for the City's PRL sites, facilities, and/or programs are of greatest concern to you?**

- Ultimate Frisbee and Disc Golf course—re-site this!
- Seems like your either at the gym or at the park with kids—need to provide outdoor spaces for entertainment (“things to go out and do”)
- Kid parks are covered; Need more “Adult Parks” ! Young adults want to play too
- Self-directed recreation opportunities
- balancing resources: big new things to bring online, but competing with the need to maintain what we have while still offering new amenities.
  - Ex: parks in new downtown...vs. what would it cost to save the existing dog park.
- Senior population is growing and will continue to do so—future plans for PRL must be balanced with playing fields and more. Need to think about how that changes the dynamic of parks, cultural programming, and figure out needs—how does a senior even get to the park? What are their needs? What is needed to provide them access?
- Geographic mismatch in maintenance—notices many of the southern parks and rec facilities are in need of maintenance. Geographic equity (southern portion has not received as much investment)
- Cost of operations and maintenance. Do we have the funding to keep up with the need for our existing facilities? Tennis courts in the southern part of the City need to be invested in and follow lifecycle replacement accurately.
- How does maintenance schedule relate to demographics? How does demographics relate to use and actual need for maintenance?
- OS management is struggling to maintain spaces in ways that they're being used (e.g Dog Park, Standley Lake) they require more investment to maintain them.
- Ensuring land owned by the city(esp. new acquisitions) is programmed correctly to serve neighborhoods actual needs. For example: [Uplands development](#) – 2 parks to be dedicated there—one a more private-feeling green and one that will be public land, which has received OS Dedication. Hoping that this public land/open space area in the northeast corner of the site would be a neighborhood park and really be connected to neighborhoods surrounding. Don't need new OS as much as we need neighborhood parks.
- Need to better evaluate what newly developed or acquired space would best serve neighborhoods—Look at the spaces we have and utilize them to the extent that they serve as valuable resources to neighborhoods
- Facilitation of this cohesion through weird and unique events. i.e. Easter Bonnet event at the golf course. Outreach—its easier to get people out with something odd or specific they're interested in rather than a broad theme
- Lack of funds to build new parks, some parks parcels have sat vacant for years.
- Limited new development means limited new funds.
- Bridges connecting neighborhoods to trail systems. bridges are becoming dilapidated. Off of 92<sup>nd</sup>, across the street from where the westy mall used to be—those bridges looking rough. Notice that the bridge located between Dover and toward Stanley Lake is looking rough and “potentially unsafe.”



- Thoughtful maintenance of parks to prevent fire hazards. Before Westminster's expanding, there's been times where the budget is lean so maintenance stopped getting done. Dover square Park example: maintenance of vegetative border up against neighborhood property line/homes (Dried weeds get so high, it's a fire hazard). understand that it's a budget problem—maintenance and water conservation choice. Need to be more thoughtful to make sure we're not creating fire hazards so close to homes.
- Disc golf course re-installation. Understands why it had to move but notes that people are upset that it's disappeared. Great to have something low cost or free to help with equity. Where can this go in the city?
- Flashing crosswalks needed for crossing large arterial streets helps with safety and people feeling safe walking and biking. Specifically making biking safer would be helpful so people can use it for transportation as well. People are discouraged from using bikes if they feel unsafe.
- Improve lighting! When there's well-lit areas it's harder to hide what you're doing. Rec centers, libraries, civic plazas (not trails really)
- Need improved on-street bicycle facilities; trails are not always optimized to get people to destinations...more recreational and not delivering people to commercial destinations.
- Westview Open Space – dog park: proposal to shrink the off leash area to 40 acres.
- HOA at Lexington Hills wants the City to take over their perimeter trail because it's getting too expensive for the HOA to maintain and someone had to settle with the HOA insurance. Too expensive to maintain.
- Need a rec center in the north – people need and want this. Potential to share with Broomfield for their existing or their expansion of the existing center.
- Lifetime fitness as a partner?? A massive center and main indoor recreation center offering up north.
- Parks have become run down...not well maintained, need more regular clean up.
- Rec centers don't check ID for Westminster residency. Losing revenue and not fair to tax payers, especially those up north.
- No library up north either.
- Need to be cost conscious and live within our means. Maintain what we have first.
- Need to be able to weather recessions, pandemics, etc. Mindful of spending.
- PRL can spend the entire budget and would be happy
- Most recent \$7M park is misplaced.
- City-uses the most water- constantly need to find ways to reduce water usage; reduce turf and replace with native grasses.
- Need to invest un- or undeveloped parks in neighborhoods instead of big shiny new parks.
- e-bikes
- A lot of offerings, but are they offering too many things? We only have so many staff, some working too much/too hard.
- Is it too many events? Too many programs? Need a balance for staff so they are not always working nights and weekends.
- Department events have a ripple effect and require support from Police, streets, etc.
- Be mindful of what the community has gone through?
- Can we balance some of the events to be no alcohol and make the true family events. St. Anthony's has 1,800 AA members meeting at the hospital and many people in the community struggle with this.

- JeffCo senior population will double in 10 years. Aging rapidly, fewer families, fewer youth. Don't forget about the youth that are still here! What is the City doing to contribute to their mental, psychological, physical development?

**Is there anything missing from current PRL offerings? Programmatic or physical amenities? Are there opportunities for partnerships to fill service/facility gaps.**

- Outreach-- lots of residents are not being reached with news or awareness of exiting programs and services. The interpretation on the website is good but not enough—how do you bring the community news actually into the community—and invite them in fully.
- Outreach in these communities is difficult—lots of rejection
- Disc Golf: figure out where this needs to go
- Making sure there are amenities for folks in north part of the City.
- Look at service delivery from a regional perspective.
- No arts and culture classes up north because they are all offered at the rec center. “Arts are dead” out here because there is no one or no one offering.
- Cara-sports 7-18 youth leagues for summer sports: Tennis, Track. Broomfield has a major programs for youth sports with actual competition
- They have a nice working relationship with Highland Hills— but HH always advocate what is good for them and Westy just joins in, so more lopsided than it should be.
- Regarding public-private partnerships, it's kind of weird in a suburb of Denver, as there's no philanthropy coming straight to Westy--that's a long-term problem. Since revenues have always been good, people have just relied on the City to provide all services.
- Not a broad range of activities for the youth, teen programs. Old Town Arvada is where people go, not Westminster. No diversity in restaurants...lots of average to subaverage restaurants. Lots of standard fare. No cultural stratification of options. This would be great in the south part of the City.
- Need a vision for how we foster the development of children from infancy all the way to 18 years old. Keeping youth engaged is a great way to prevent negative behaviors.

**What relevant trends in parks, recreation, and libraries do you think the City should explore?**

- Tutoring
- Multigenerational Reading programs—reach out to seniors at senior housing to see if they will read to small kids, or vice versa to provide programs for seniors
- Foster programs are often isolated to the foster parents—how can we reach out and include these groups in our community and programs. (FosterSource)
- Be a better partner to our non-profits
- Thornton is putting a major pickleball indoor facility with restaurant.
- The Ranch is the only place to play indoor tennis and it's the only place around here.
- Disc Golf-- Do we need to provide the same things that are being provided in all the surrounding communities? i.e.,: disc-golf course there's already one in Broomfield and one in Arvada. Hoping that something from this planning process would resolve this—but make sure to put it somewhere it will be actually permanent so we don't get another wave of public discontent.
- Focus not just on physical health, but mental health programming. We know that parks and open space help alleviate impacts and causes and effects of negative mental health.

Relaxation, peace of mind, etc. This needs to be a theme of the plan. How PRL improves mental health outcomes.

**What are the possible barriers to public participation in parks, recreation, and library activities, if any? Ex: Equity of geographic distribution of facilities and programs, language or cultural barriers, safety concerns**

- Pedestrian accessibility—don't feel safe biking around especially over wider busier thoroughfare—connecting parks to trails so that people can use those networks together.
- Accessibility: sidewalks are not wide enough for wheelchairs.
- Diversity of attendees—it's probably the same people over and over
- Outreach-- Talking to business and restaurant owners to provide outreach into the community.
- South Westminster Latine community is well connected – how to reach those families and include? What kinds of programs, services do they want?
- Provide enough engagement opportunities that are meaningful to the community.
- Geographic barrier for the folks up north – need amenities.
- Cultural belonging and mental health benefits of parks—what we need to take is a lifeline approach to parks and rec. How are we supporting the stressed environment we and our residents are in? How can we improve our social networks and connection, and how can those complement the work we're doing to keep people housed, and to improve our environment in terms of neighborhood cohesion? The southern half of the city is the focus. Focus more on the zones of instability—PRL can be a great element to alleviate that instability.
- Gaps of facilities in North Westminster
- Are there public pools in Southern/Historic Westminster? Those folks in that area don't have as many options or opportunities as people in the other areas. It's a socioeconomic issue, lack of cars/transportation.
- Not really.
- Northern side of City lacks of recreation facility. Missing recreation center in north is main barrier.
- The price point is already adequately low-- Discounted rates allow for lower price point barrier.
- Access: trails are not all connected. Need one interconnected system.
- Trees: There are whole parts of the city that do not have equitable distribution of canopy (like the south part of the City)
- Geographic equity of distribution of PRL facilities
- Age: Seniors don't have equitable access to senior activities across the City.
- Income: access for low-come residents. Some things are too expensive.
- Lack of transportation to facilities; mobility

**From your perspective, where do Parks, Recreation, and Library services fall within the list of City priorities over the next 10 years?**

- *On a scale of 1-10 (prioritizing 1 at top), PRL is #3* (behind the urgency of housing and safety) Can actually use what we already have as existing government infrastructure to broaden the capabilities of PRL because PRL is fulfilling a major need in the community and

it provides jobs. *Allow PRL to be a liaison between the human aspect of the people in our city and the physical infrastructure of our city.*

- High because residents would rank it high, but from a policy standpoint: Police, Fire, Water, Roads, then Parks/Rec. Top 5.
- There's probably things that are more in need of attention--- water infrastructure, housing. Within PRL services the priority is placing equitable distribution of parks *before* completing trails and buying new open space.
- Pretty high because that's what taxpayers want --Look at Senior populations and their recreation needs.
- PRL is an integral part of what we do and provide as a City, so it should be ranked high but it's on the soft side of our skill set. PR being split between municipalities and recreation districts makes it challenging
- Important, but not at the expense of other departments having to cut budgets. Priority is police and fire.
- #1: Housing, #2: PRL

### **Finish the sentence: The PRL Vision Plan will be a success if...?**

- We put in the time, effort, and money that is required for implementation. Means bumping PRL up on everyone's priority list and not marking it as optional.
- We have meaningful community input.
- People feel like they have access to what they need from PRL and are welcomed/comfortable in and able to access these spaces.
- The dog people are happy, Lexington HOA is happy, there's a Rec Center up north with Library and Senior programming.
- If the plan sets a roadmap for the long-term vision and significant milestones we need to get there. If the plan doesn't provide it, then the data and feedback on the plan should allow the staff to create those tangible tasks by year. Road map to the ultimate vision and goal. Something they must be disciplined enough to follow.
- Disc Golf has a place, the plan is financially sustainable (no big multi-million dollar projects encumbering the department and future councils), simple, meaningful things instead of big, pricey items, more things for young kids
- It defines measurable outcomes of achieving the vision statement, guiding principals. Need to be able to measure the success of the outcomes that are desired.

### **Any closing thoughts or ideas?**

- Likes growth of urban tree canopy and use of native vegetation to save on water
- Removal of Kentucky blue grass to put something more sustainable and use less water
- What about the historic Rodeo grocery store (owned by the City): proposal for it to be a brewery/restaurant, but this might be better used as a youth center, art studio, dance studio?
- The Vision: Continue to be a premiere provider of PRL services facilities and programming for our community. Community demands really high quality and we should keep it that way.
- Look at ways not to spend money. Rally the community to volunteer to take care of parks and source in-kind donations from construction companies for labor and materials.
- Promote Friends of the Library and advertise their store in Irving St. Library. They need more support because it is instrumental to the City's libraries.

## APPENDIX G: MEETING IN A BOX

**What are the strengths of the City of Westminster Parks, Recreation, and Libraries Department? What does the department do best, that it should continue doing or expand upon?**

- Tomas. He is present in the community.
- Upkeep of parks, maintenance, accessibility
- The way parks have developed such as City Park – great recreation facility and top notch staff
- Holiday Tree Lighting
- Irving Street Park good (but noted not as nice as City Park)
- Fire and police department response times
- Fireman Park needs programming for days where festivals are hosted in Historic Westminster
- Atmosphere of 73<sup>rd</sup> Ave – scale and feeling of a small town
- Arts District
- There's a customer centric attitude that exists at all facilities making the guest feel welcome
- They are good at large events, such as 4th of July fireworks or Christmas display. Could do better at promoting smaller events.
- Great Rec Center and staff, great library staff
- Kids' activities/sports programs
- Rec center offerings
- Well-maintained facilities
- Outstanding exercise programs for seniors
- Accessible field trips for seniors to live performances or interesting destinations

**Thinking about the future of parks, recreation, and libraries what issues or challenges concern you most?**

- Having a bit easier access for disabled citizens
- Funds – so much of the infrastructure of Westminster's public areas is aging. There doesn't seem to be enough funds set aside to both maintain the older areas as well as invest in new projects.
- Can't get dinner and a show in Westminster
- Activities for seniors

**Is there anything missing from current PRL programmatic or physical amenities?**

- Need a youth center in Historic Westminster, a place for art work, maker space
  - Display art
  - Teaching and learning
  - Revenue opportunities
  - Marketing to local area
- Could benefit from greater participation from the Boys & Girls Club
- Historic Westminster needs a skate park and playing fields
- Need a cultural venue/museum – a place to celebrate history, promote culture
- Trail connections/fill in trail gaps to include safety where must cross a street (such as Lowell Blvd)

- US 36 Bikeway needs a better transition to Lowell. At that location Lowell isn't marked for bike lanes and there is on-street parallel parking
- Concern for safety for bicycling
- History is scattered – needs better publicity, maps, marketing
- Rodeo Market – needs a use for the community. Interest in youth activities, a used book market (since Irving St Library doesn't have a used bookstore unlike College Hill Library), a place for winter clothes
- Food assistance programs
- Youth art shows
  - Possibility of using schools to display art
- Need city participation in non-City events in Historic Westminster – advertise with utility bills, the PRL Activity Guide
- There isn't a good performing arts location, nor does there seem to be a plan to build one.
- Handrails for outdoor stairs and sidewalks at soccer fields (x2)
- Possible events at the atrium (City Park) (e.g., music at noon – soloist or quartets, restaurants sell box lunches); can expand if attendance warrants
- Need art & culture blurb in emails
- Adult-centered programs/events/activities
- Demographic and cultural diversity
- Venue for concerts (only facility is the high school)
- Provide more arts and other events/classes during the daytime to better accommodate senior citizens, e.g., OLLI and The Academy
- "Activity Guide" is hard to use. Resembles a bus schedule
- Add handrails for mobility – interior and exterior
- When building/renovating bathrooms, keep sinks, handicapped stall, and entrance near each other

### **What relevant trends in parks, creation, and libraries do you think the City should explore?**

- On-street parking management
- Warming center
- Opportunities to reduce carbon footprint – air quality and water quality
- Need to come up with uses for vacant city-owned lots in Historic Westminster
- Better wayfinding, such as to the Westminster Garden. No one knows it is back there (7225 Bradburn Blvd)
- Formalize creation of a historic district
- Unsure of trends
- Incorporating sustainable energy, such as solar, into all parks and libraries as well as installing smart water solutions such as artificial turf and native plants.
- Hidden Lake High School (x2)
- Partner with School District for public use of facilities for nominal fees (security, janitorial)
- Adult literacy program at libraries
- Look at what nearby towns are doing; invite live musical performances
- Promote small events featuring local artists (of all genres)

## What are the possible barriers to public participation in parks, recreation, and library activities, if any?

- Accessibility of parks – not close to everyone, not good sidewalks
- Difficult to work with city when organizing special events
- Transportation
- Parks feel empty/unused – need activation, need critical mass
- Need marketing/promotion
- Wayfinding
- Better utilize existing off-street parking, shared parking such as with Westminster Presbyterian Church
- Cost & Perhaps better access for disabled individuals
- Lack of communication of what the city is doing and how the community can participate (x3)
- Ease of access
- Little to no marketing (x4)
- Designated pick-up/drop off area at large events (x2)
- Driving at night (x2)
- Need “coming events” signage at all parks & rec centers and all entrances (x3)
- Evening outdoor lighting
- Designated parking for seniors – not just handicapped
- When updating facilities, place handicapped parking spaces as close to the entrance as possible
- Shuttles from remote parking to event site

## How can the PRL Department promote arts, culture, and history in Westminster?

- Utilizing the rec centers as hubs to promote the arts and history of Westy
- Cross-marketing (x3)
  - At large events, have booths for the library, rec center, etc. to raise awareness of events happening throughout the city
- Community events page link on city website
- Monthly art & culture newsletter
- Where is the network?
- Push vs pull communications – residents have to do research to find information
- Reach out to orchestras, vocal/dance/theater groups. Invite them! Make our venues appealing
- Small-venue events showcasing local artists/musicians/performing arts
- Reach out to School District – do they want to publicize their events?
- Kiosks/bulletin boards at all parks to post flyers of upcoming community events
- Art & culture booth at all events with upcoming info and to sign up for emails
- Encourage/germinate ideas for a Little Theater group
- Ask other cities to share how they manage events – co-sponsor? private? costs? Don't re-invent what others are doing well
- Assist locals with how to set up an art show or musical performance
- Waive fees (if any) for use of city venues
- Advertise on city website, printing/distributing flyers and display at city facilities, promote on social media



- Connect with local musicians; contact music stores?
- Institute a simplified application process/establish criteria for requesting city assistance. Be prepared to help applicants with paperwork, insurance, documentation to make it easy.
- Library event-specific emails could have a link to all other events to cross-market; or a link to the library's event calendar. Perhaps a place on the event calendar for the public to add their own "I would like to see" event suggestions

**What is your level of agreement with each of the following statements? Please explain if you don't agree.**

# of attendees (from a group of 7) who disagree:

- 6 – (feel safe in parks, open spaces, trails)
- -0- (feel welcome in city's parks, programs, and facilities)
- -0- (area near my home has convenient access to parks/recreation opportunities)
- -0- (plenty of opportunities for children)
- Don't know (plenty of opportunities for teens)
- 3 – (plenty of opportunities for adults)
- 2 – (plenty of opportunities for older adults)
- 1 – (feel excluded due to gender, beliefs, cultural or language barriers)
- 7 – (access to lifelong learning opportunities through parks/recreation, and/or libraries)
- 2 – (locations open during convenient times)

**Other concerns:**

- Parking on 73<sup>rd</sup> Ave, street is wide enough that there could be diagonal parking instead of parallel parking
- Need parking in front of Rodeo Market
- Art District – better signage and wayfinding needed
- Westminster is a city that lacks an identity, has no unifying culture that would build community, and lacks a communication system that provides timely/advance information about current activities to all residents on a regular basis.
- Nearby towns have good venues and support for arts, music, theatre, and other cultural activities, but Westminster is lagging behind, especially in the performing arts.
- The City provides good facilities for regular exercise at all levels, but no activities to foster active minds and lifelong learning. "A sound mind in a sound body."
- The City is safe, fosters inclusion of various ethnicities and dis/abilities, but is lacking in cultural, communal, cognitive, and artistic activities for seniors (especially in the daytimes), who are growing in numbers here.
- Hidden Lake High School is a jewel of facilities and activities that is severely under-utilized. Connection needs to be made between Schools and City. And between the Community College and the community.
- Funds should be provided to repair/upgrade existing venues for cultural/artistic activities now rather than proposing to build new ones in the short-term.

# APPENDIX H: STATISTICALLY VALID SURVEY FINDINGS REPORT



**2023**

**City of Westminster, CO**

**Parks, Recreation, and Libraries Department  
Needs Assessment**

**Findings Report**





# Contents

<b>Section 1: Executive Summary.....</b>	<b>4</b>
<b>Section 2: Charts and Graphs.....</b>	<b>13</b>
<b>Section 3: Priority Investment Rating .....</b>	<b>41</b>
<b>Section 4: National Benchmarks.....</b>	<b>49</b>
<b>Section 5: Tabular Data.....</b>	<b>56</b>
<b>Section 6: Open-Ended Comments.....</b>	<b>98</b>
<b>Section 7: Survey Instrument.....</b>	<b>115</b>



# Executive Summary

---

# 2023 Westminster Parks, Recreation, and Libraries Department Needs Assessment Executive Summary

---

## Overview

ETC Institute administered a parks and recreation survey for the City of Westminster during the months of winter 2023. This survey will be used to gather input to help determine parks, recreation, and library priorities for the city to inform the Department's Vision Plan.

## Methodology

ETC Institute mailed a survey packet to a random sample of households in Westminster. Each survey packet contained a cover letter, a copy of the survey, and a postage-paid return envelope. Residents who received the survey were given the option of returning the survey by mail or completing it online at *WestminsterParkSurvey.org*.

After the surveys were mailed, ETC Institute followed up with residents to encourage participation. To prevent people who were not residents of Westminster from participating, everyone who completed the survey online was required to enter their home address prior to submitting the survey. ETC Institute then matched the addresses that were entered online with the addresses that were originally selected for the random sample. If the address from a survey completed online did not match one of the addresses selected for the sample, the online survey was not included in the final database for this report.

The goal was to collect a minimum of 400 completed surveys from residents. The goal was met with 446 completed surveys collected. The overall results for the sample of 446 households has a precision of at least +/-4.6 at the 95% level of confidence.

This report contains the following:

- Charts showing the overall results of the survey (Section 2)
- Priority Investment Rating (PIR) that identifies priorities for facilities and programs (Section 3)
- Benchmarks comparing data from Westminster to national averages (Section 4)
- Tabular data showing the overall results for all questions on the survey (Section 5)
- Answers to open-ended questions (Section 6)
- A copy of the cover letter and survey instrument (Section 7)

The major findings of the survey are summarized in the following pages.

## Use of City of Westminster Parks, Recreation, and Library Facilities

**Use of Parks, Recreation, and Library Facilities.** Most respondents (93%) report visiting City of Westminster parks, recreation, or libraries in a typical year.

**Barriers to Use.** Respondents were asked to select all the reasons their household does not visit Westminster parks, recreation, or library facilities. Use of other City, County, or private or HOA facilities (30%) was selected most often followed by distance from home (27%) and not feeling safe using parks/facilities (18%).

## City of Westminster Programs and Events Participation

**Program Participation.** Sixty-four percent (64%) of respondents report participating in programs or events offered by the City of Westminster in a typical year.

**Barriers to Use.** Respondents were asked to select all the reasons that prevent their household from participating in programs. Not knowing what is offered (38%), busy schedules and lack of interest (38%), and program times being inconvenient (21%) were the most often selected barriers.

**Communication Methods.** Respondents most often report learning about City of Westminster news, activities, and events via the City's website (53%), the PRL activity guide (44%), and temporary signs at parks or around the City (42%).

## Parks and Recreation Improvements, Funding, and Benefits

**Support for Improvements.** Respondents were asked to rate their level of support for 11 potential improvements the city could make to its parks, recreation, and library system. Improving existing parks infrastructure (92%) received the most support (rated "somewhat supportive" or "very supportive") followed by improving the existing trail system (90%) and restoring natural areas (90%). When asked to select the four improvements most important to their household, improving the existing trail system (51%), increasing tree canopy/planting additional trees (48%), and improving existing parks infrastructure (48%) were selected most often.

**New Facilities Preferences.** Respondents were asked to rate their level of support for 6 potential actions the City of Westminster could take to establish new facilities. An additional recreation center (69%), outdoor aquatic center (63%), and an additional library branch (62%) were most supported. These were also the three actions respondents thought were most important to their household.

**Funding Allocation.** Respondents were asked to allocate a hypothetical \$100 for recreation. The highest amount of funding on average (\$35.77) went towards parks, golf, and open spaces followed by \$34.47 towards recreation services.

**Benefits of Parks and Recreation.** Respondents were provided with a list of 18 potential benefits provided by parks and recreation to rate their level of agreement with each. Respondents most often agreed (selecting "agree" or "strongly agree") that they improve residents' quality of life (90%), are welcoming (84%), and provide opportunities to play (82%).



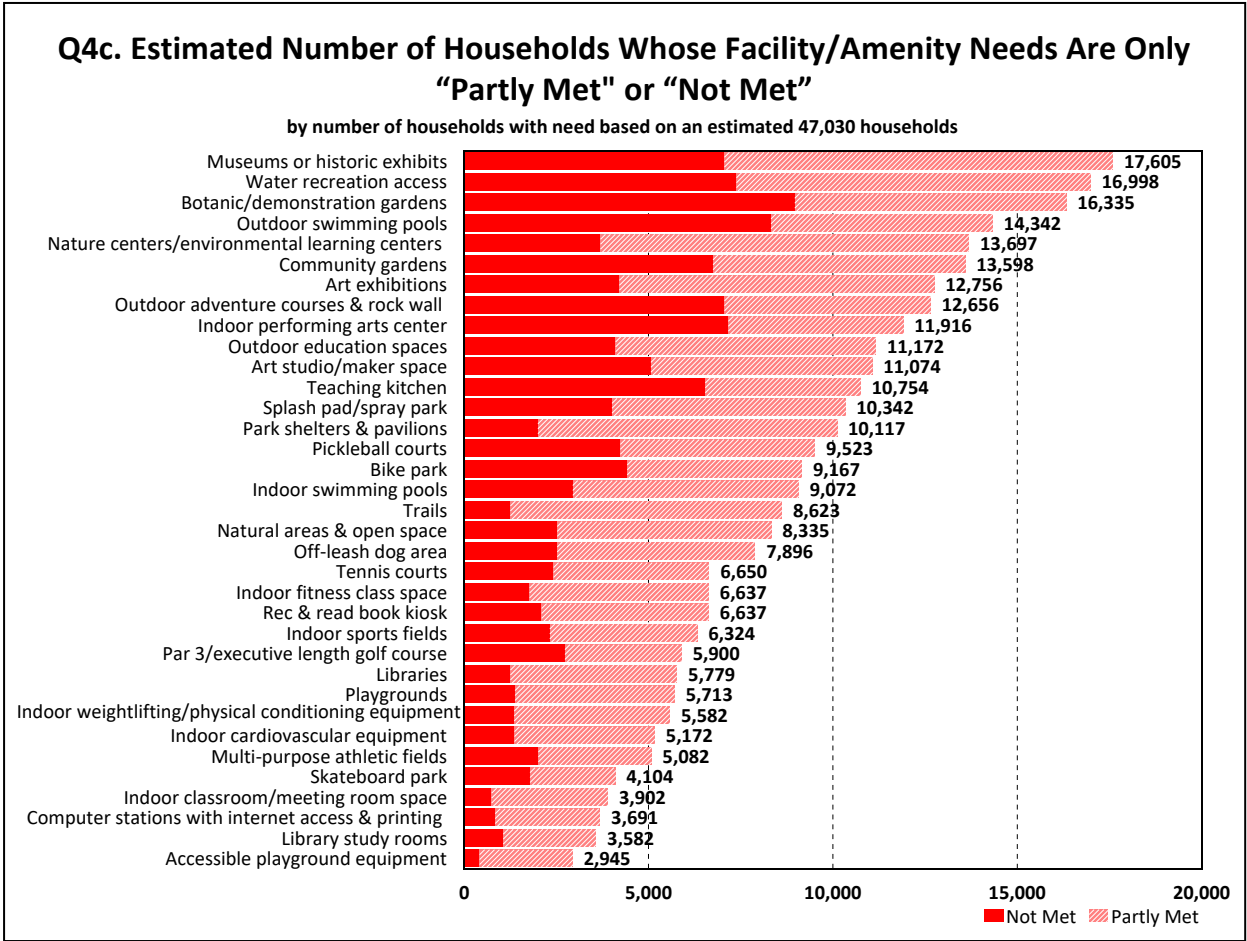
# Facilities and Amenities Needs and Priorities

**Facility/Amenity Needs:** Respondents were asked to identify if their household had a need for 35 facilities/amenities and to rate how well their needs for each were currently being met. Based on this analysis, ETC Institute was able to estimate the number of households in the community that had the greatest “unmet” need for various amenities.

The three amenities with the highest percentage of households that have an unmet need:

1. Museums or historic exhibits – 17,605 households
2. Water recreation access – 16,998 households
3. Botanic/demonstration gardens – 16,335 households

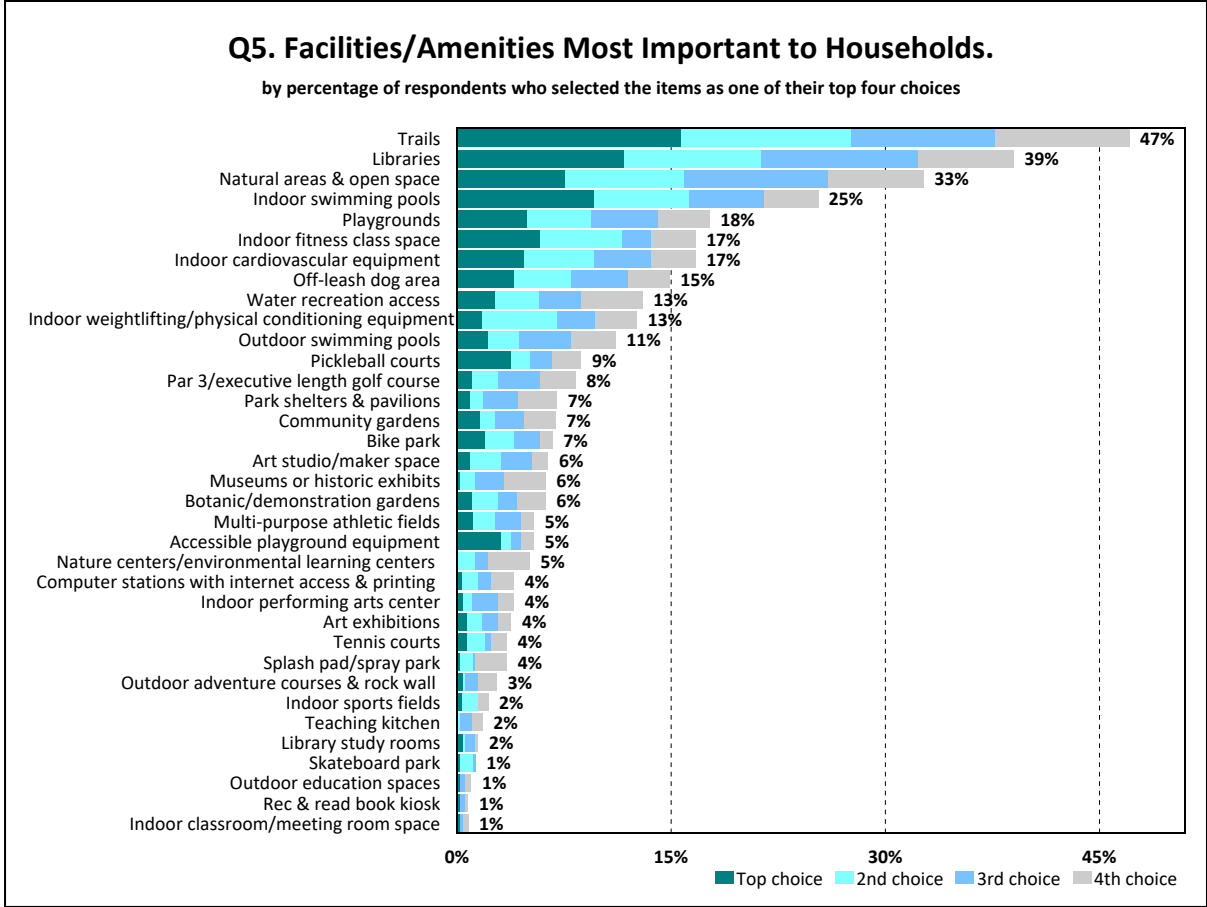
The estimated number of households that have unmet needs for each of the 35 facilities/amenities assessed is shown in the chart below.



**Facilities/Amenities Importance:** In addition to assessing the needs for each amenity, ETC Institute also assessed the importance that residents placed on each item. Based on the sum of respondents’ top four choices, these were the four amenities ranked most important to residents:

1. Trails (47%)
2. Libraries (39%)
3. Natural areas and open space (33%)
4. Indoor swimming pools (25%)

The percentage of residents who selected each amenity as one of their top four choices is shown in the chart below.

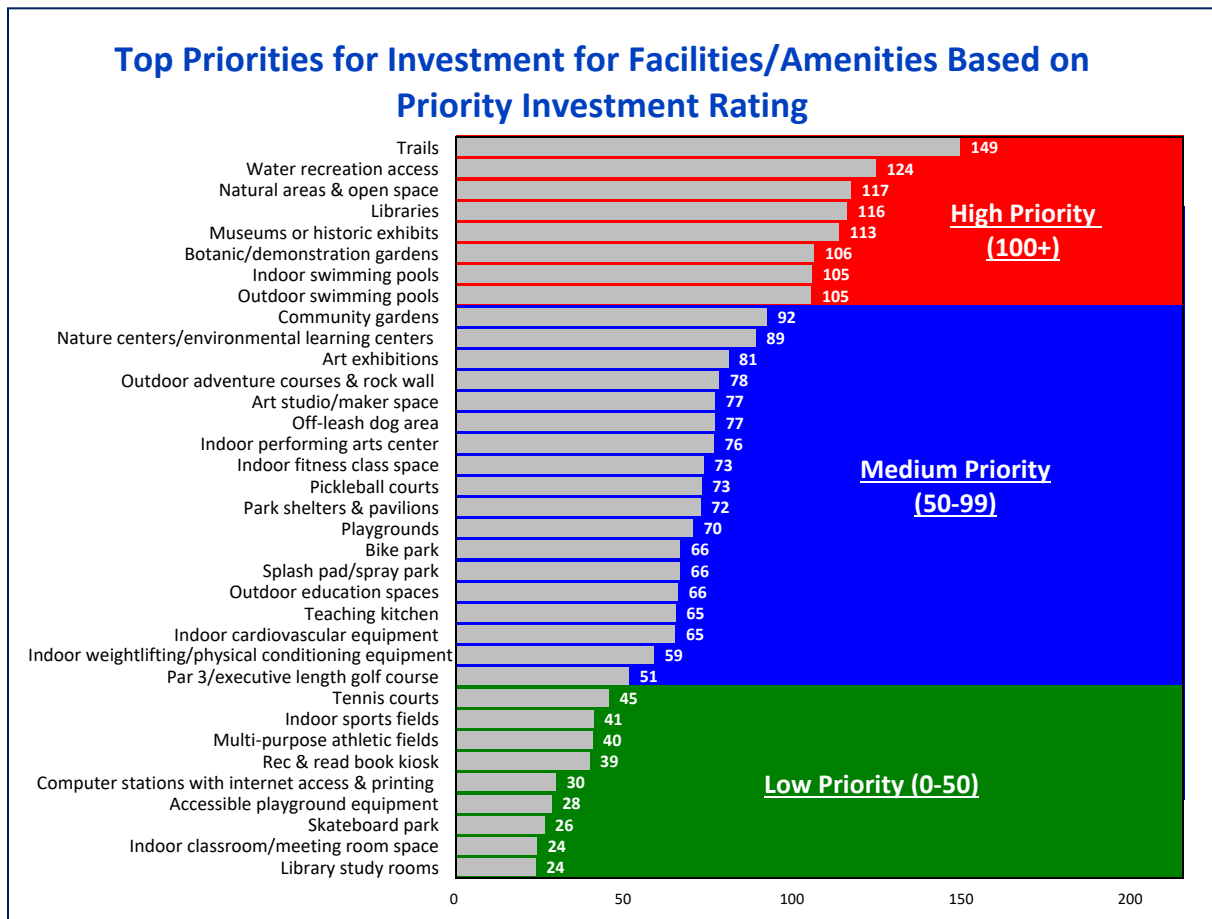


**Priorities for Facility Investments:** The **Priority Investment Rating (PIR)** was developed by ETC Institute to provide organizations with an objective tool for evaluating the priority that should be placed on recreation and parks investments. The Priority Investment Rating (PIR) equally weighs (1) the importance that residents place on amenities and (2) how many residents have unmet needs for the amenity. [ Details regarding the methodology for this analysis are provided in Section 3 of this report.]

Based the Priority Investment Rating (PIR), the following amenities were rated as high priorities for investment:

- Trails (PIR=149)
- Water recreation access (PIR=124)
- Natural areas and open space (PIR=117)
- Libraries (PIR=116)
- Museums or historic exhibits (PIR=113)
- Botanic/demonstration gardens (PIR=106)
- Indoor swimming pools (PIR=105)
- Outdoor swimming pools (PIR=105)

The chart below shows the Priority Investment Rating for each of the 35 activities assessed on the survey.



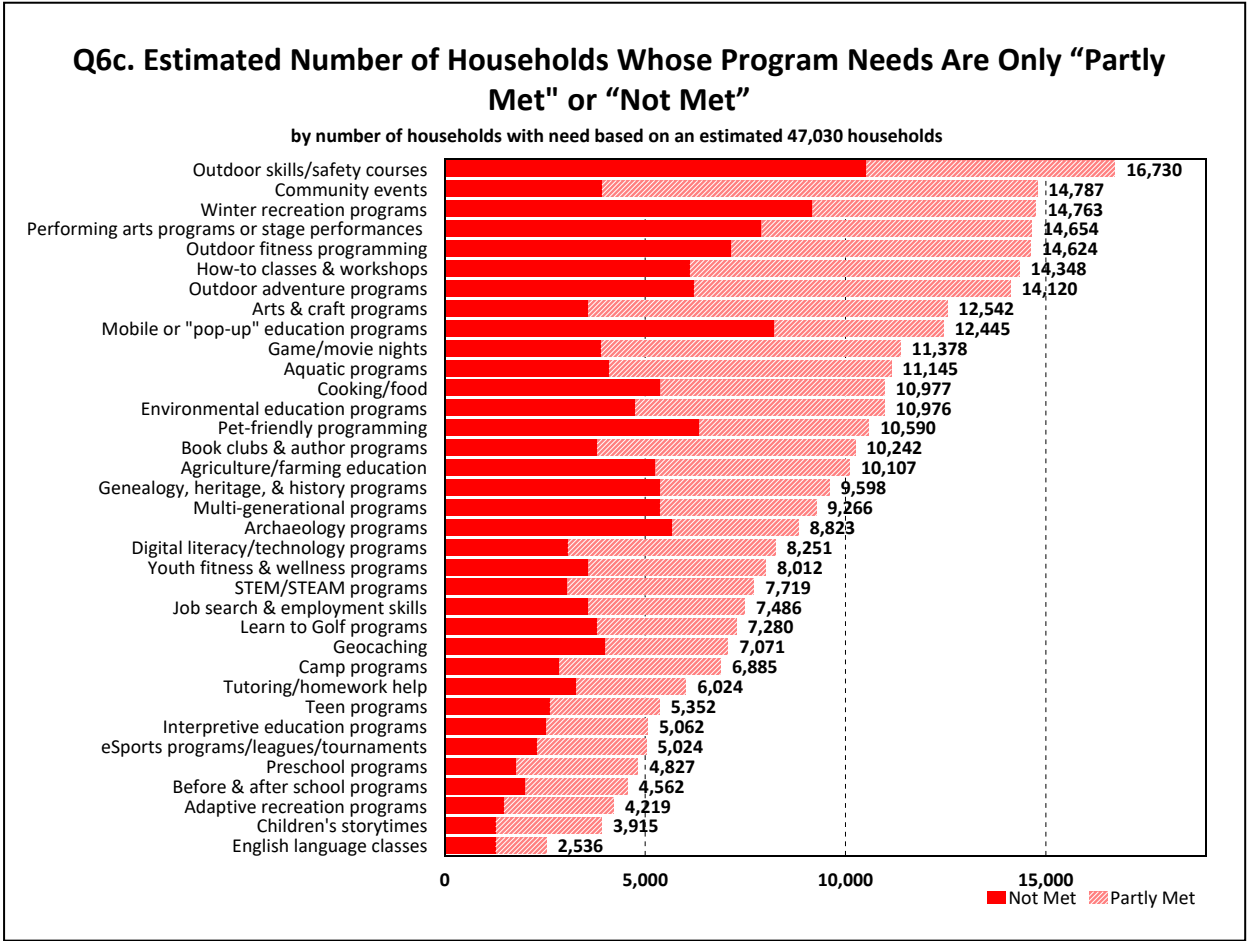
# Recreation Program Needs and Priorities

**Program Needs:** Respondents were asked to identify if their household had a need for 35 recreation programs and to rate how well their needs for each were currently being met. Based on this analysis, ETC Institute was able to estimate the number of households in the community that had the greatest “unmet” need for various programs.

The three programs with the highest number of households that have an unmet need:

- 1. Outdoor skills/safety courses – 16,730 households
- 2. Community events – 14,787 households
- 3. Water recreation programs – 14,763 households

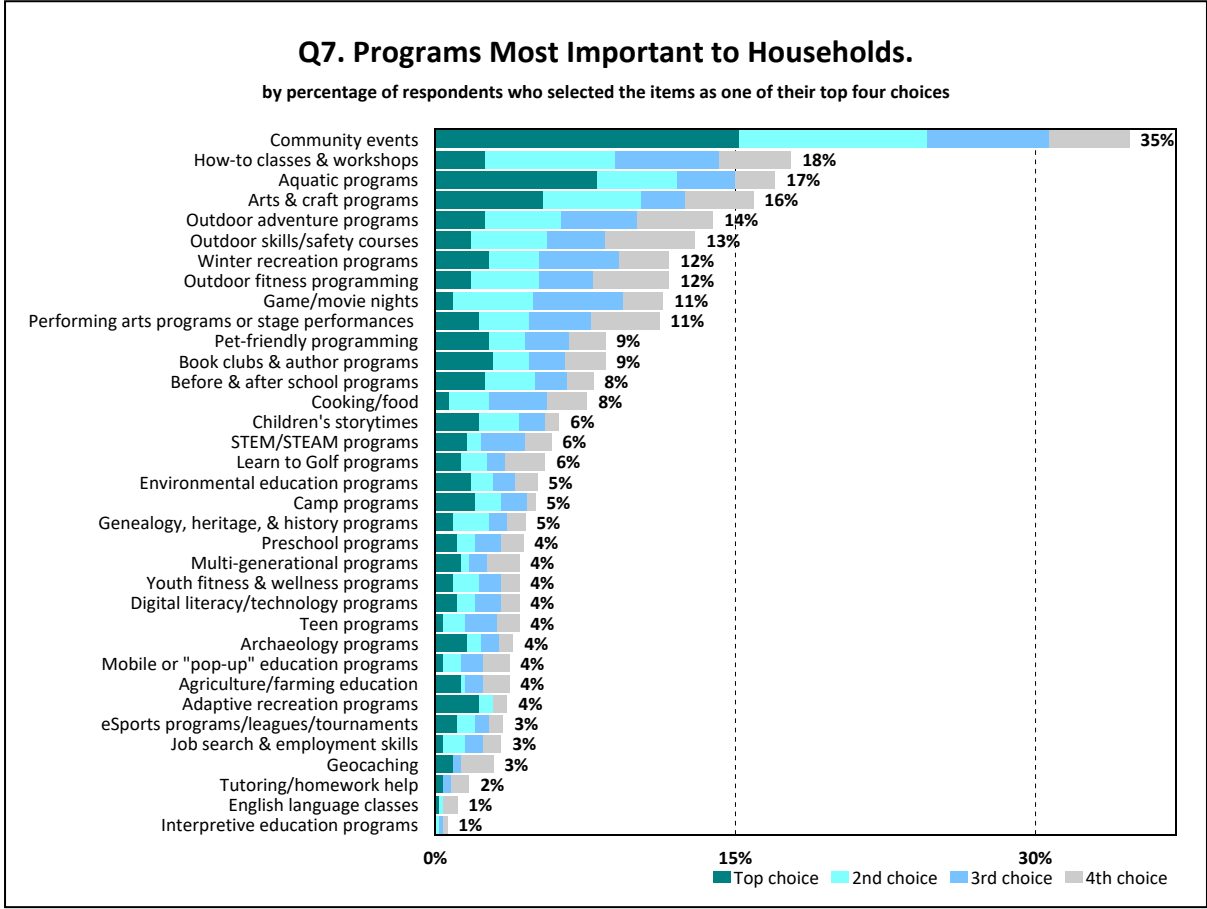
The estimated number of households that have unmet needs for each of the 35 programs assessed is shown in the chart below.



**Programs Importance:** In addition to assessing the needs for each program, ETC Institute also assessed the importance that residents placed on each item. Based on the sum of respondents’ top four choices, these were the four programs ranked most important to residents:

1. Community events (35%)
2. How-to classes and workshops (18%)
3. Aquatic programs (17%)
4. Arts and craft programs (16%)

The percentage of residents who selected each program as one of their top four choices is shown in the chart below.



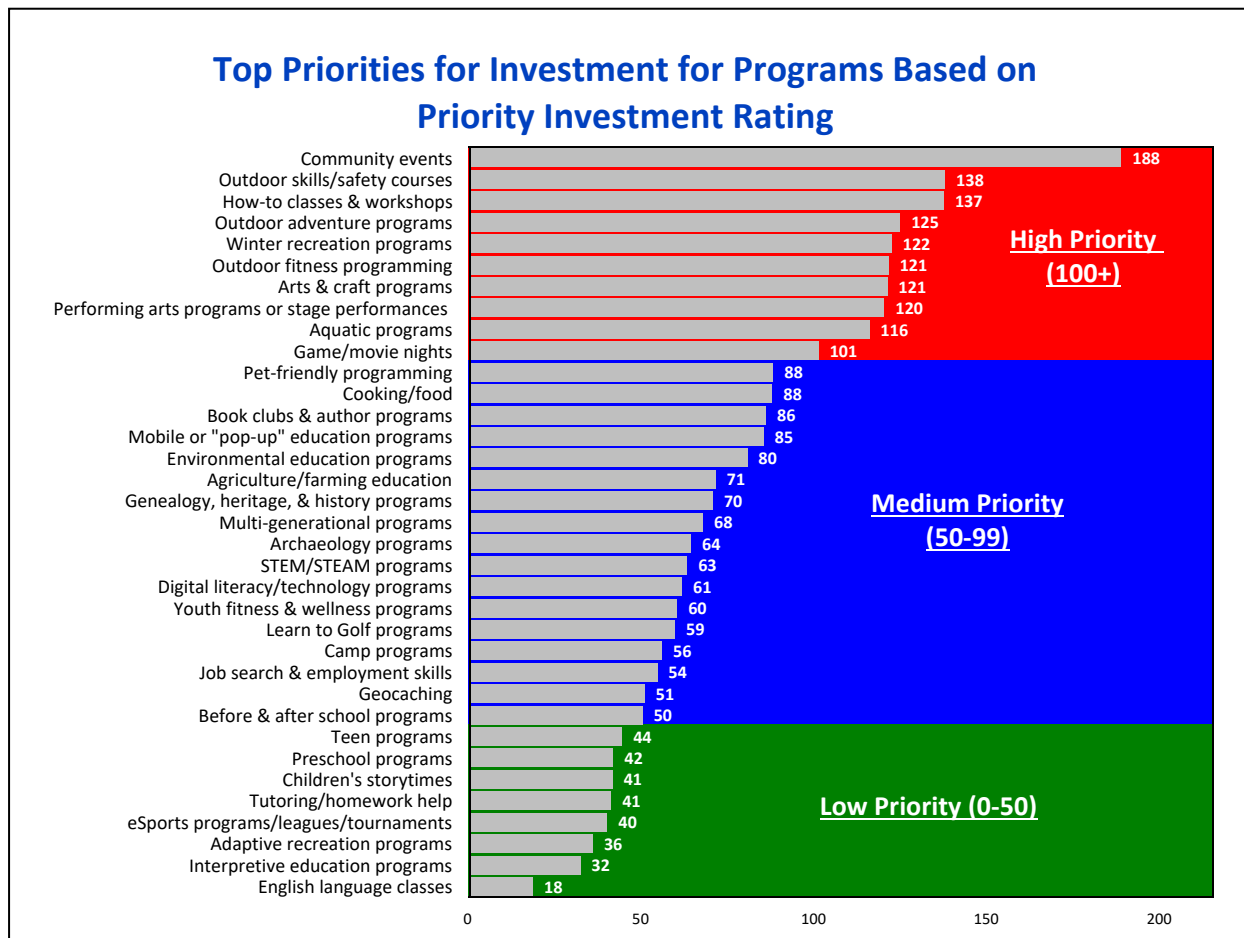


**Priorities for Program Investments:** The **Priority Investment Rating (PIR)** was developed by ETC Institute to provide organizations with an objective tool for evaluating the priority that should be placed on recreation and parks investments. The Priority Investment Rating (PIR) equally weighs (1) the importance that residents place on programs and (2) how many residents have unmet needs for the program. [ Details regarding the methodology for this analysis are provided in Section 3 of this report.]

Based the Priority Investment Rating (PIR), the following programs were rated as high priorities for investment:

- Community events (PIR=188)
- Outdoor skills/safety courses (PIR=138)
- How-to classes & workshops (PIR=137)
- Outdoor adventure programs (PIR=125)
- Winter recreation programs (PIR=122)
- Outdoor fitness programming (PIR=121)
- Arts & craft programs (PIR=121)
- Performing arts programs or stage performances (PIR=120)
- Aquatic programs (PIR=116)
- Game/movie nights (PIR=101)

The chart below shows the Priority Investment Rating for each of the 35 programs assessed on the survey.

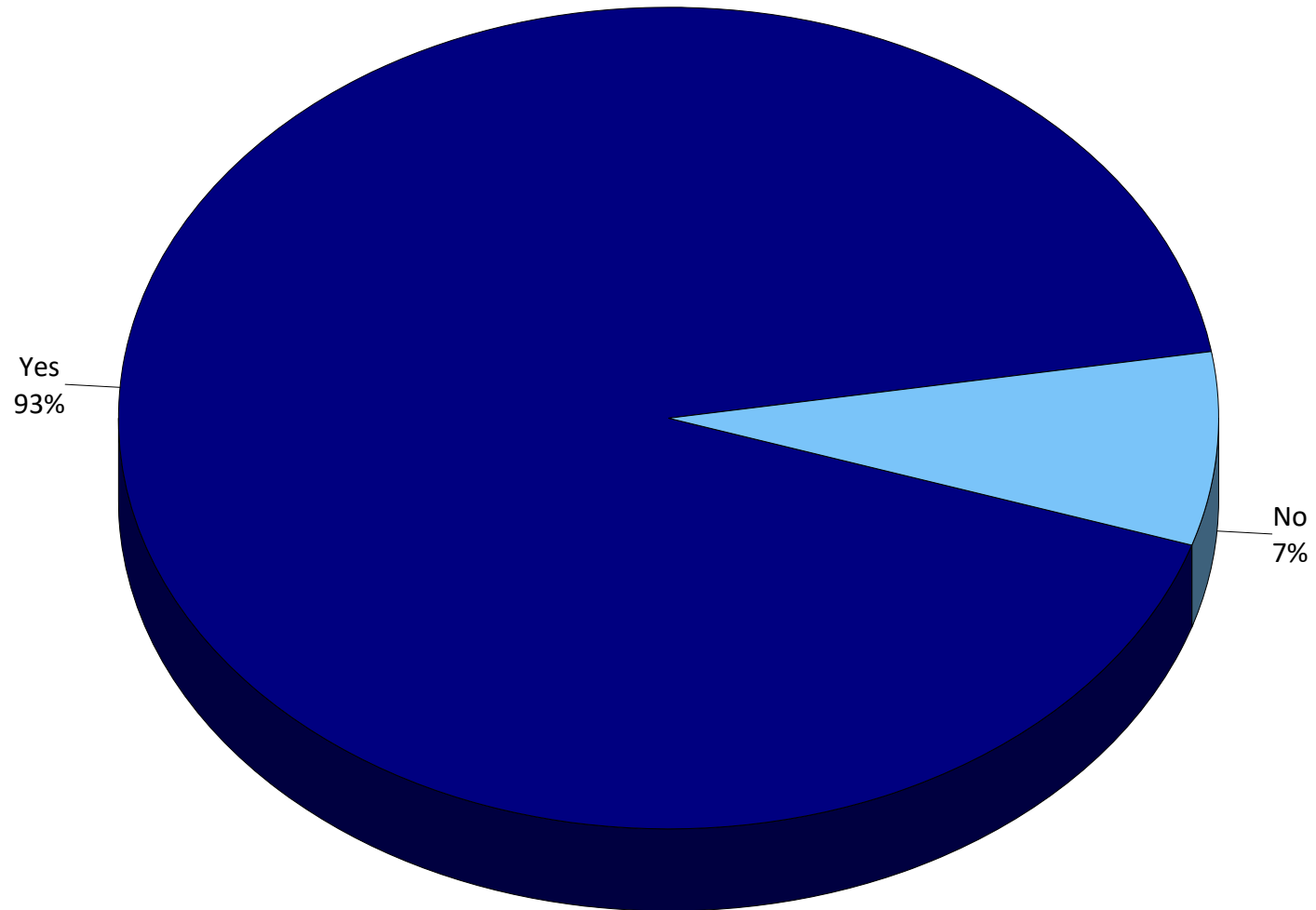


# 2

## Charts & Graphs

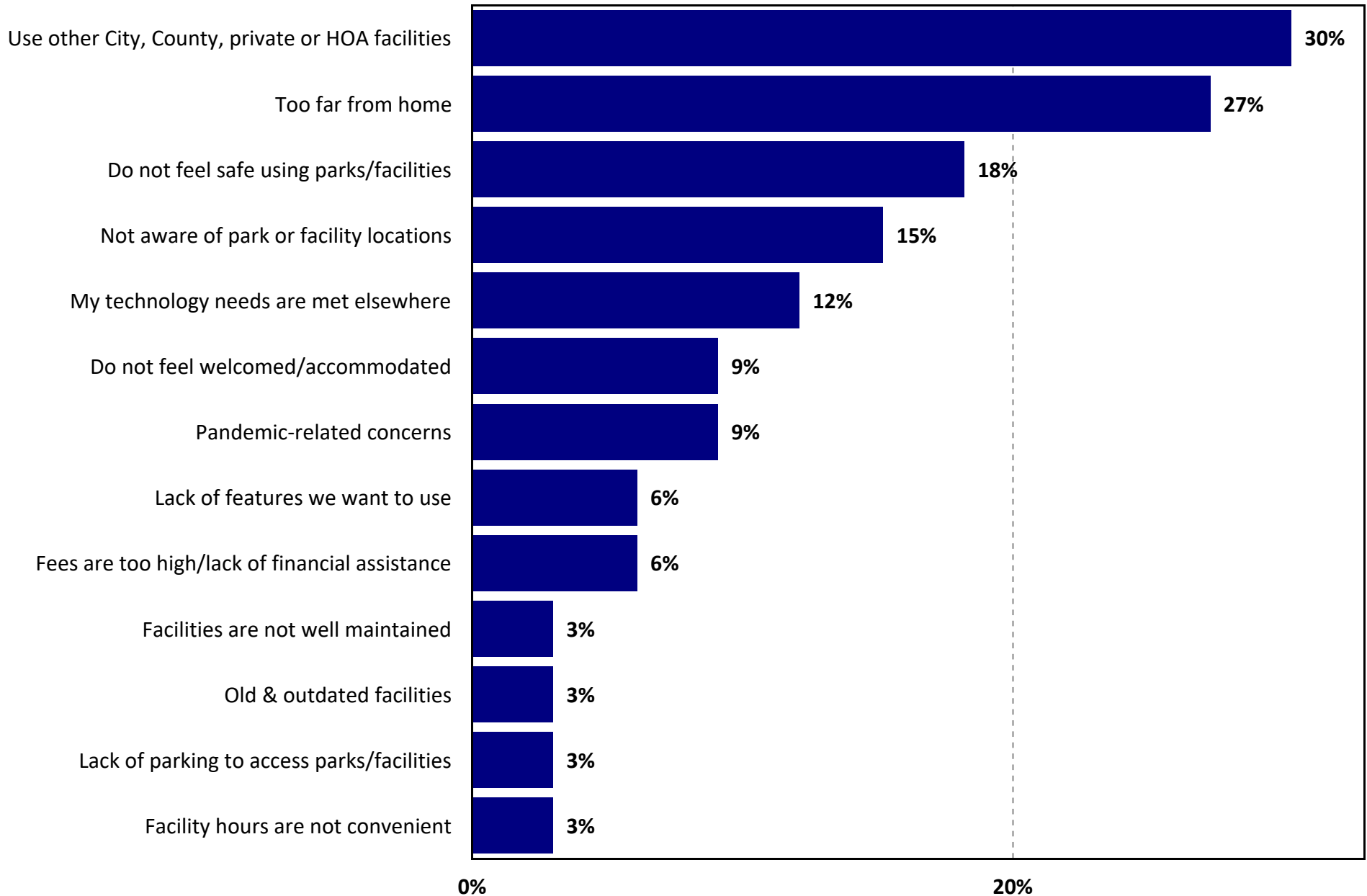
# Q1. During a typical year, do you/your household visit any facility (either parks, recreation, or library)?

by percentage of respondents



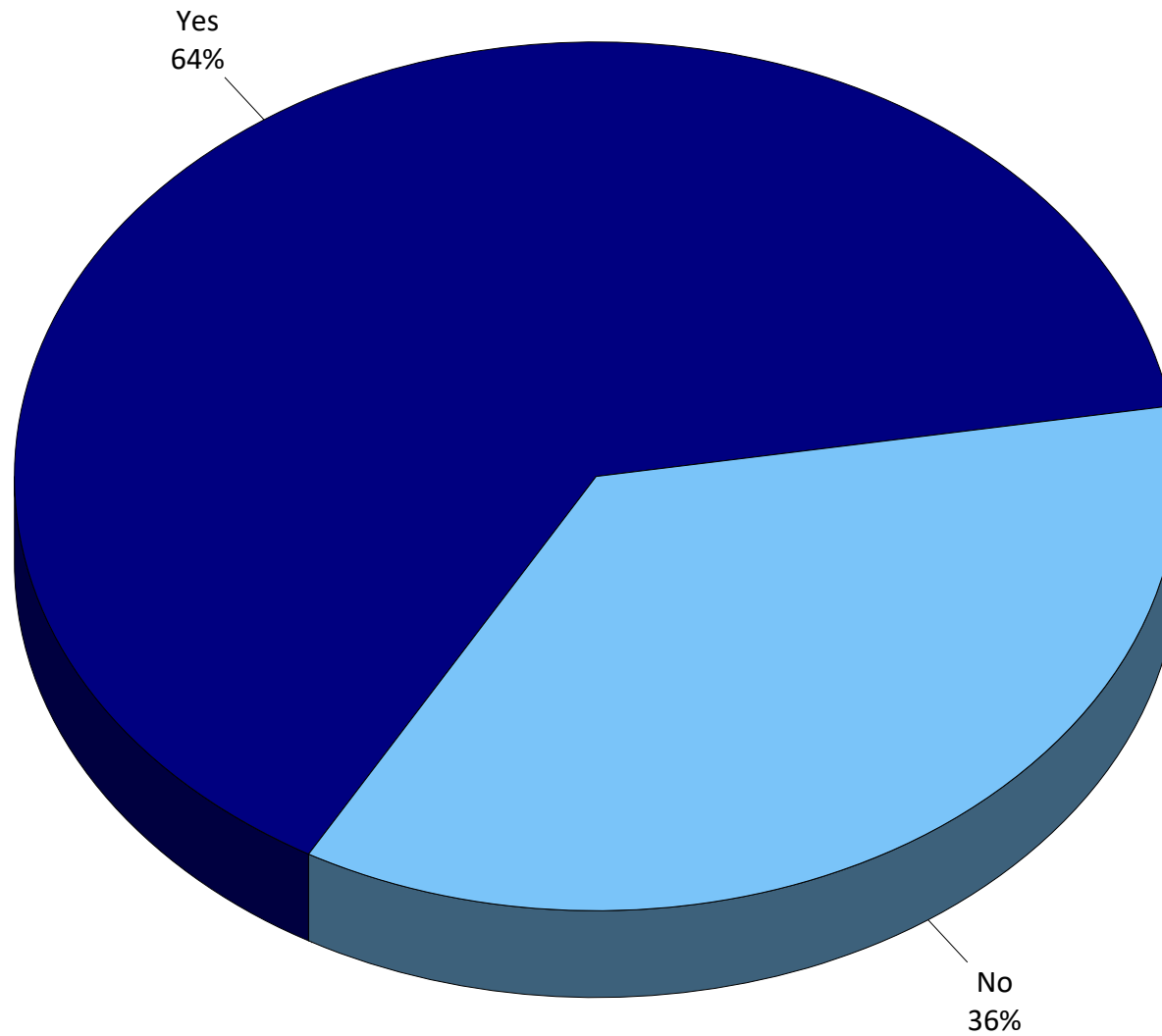
# Q1a. If “NO,” please check ALL of the following reasons why you do NOT visit.

by percentage of respondents who selected reasons why they do not visit (multiple selections could be made)



## Q2. During a typical year, do you/your household participate in any program or event (whether parks, recreation or library)?

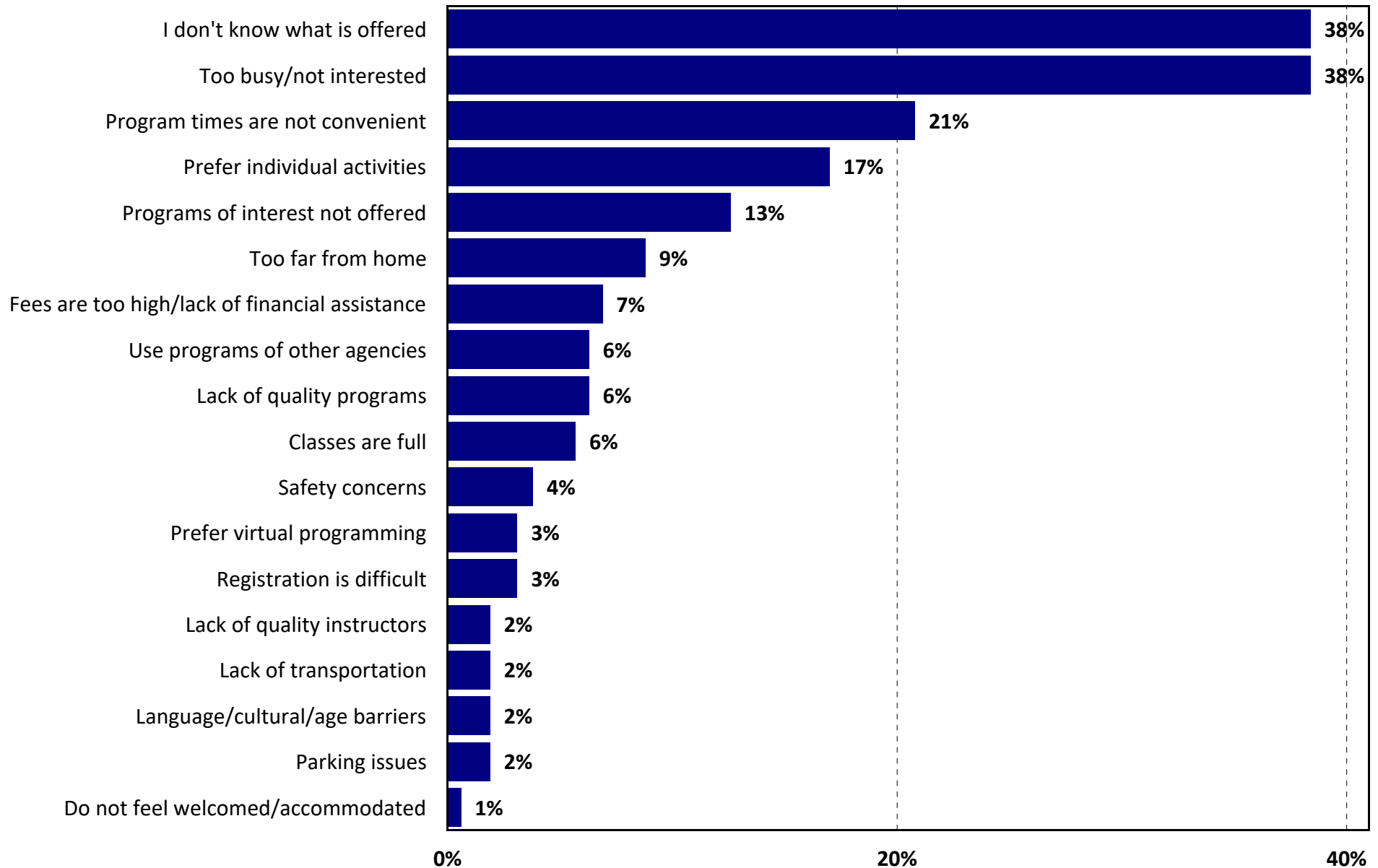
by percentage of respondents





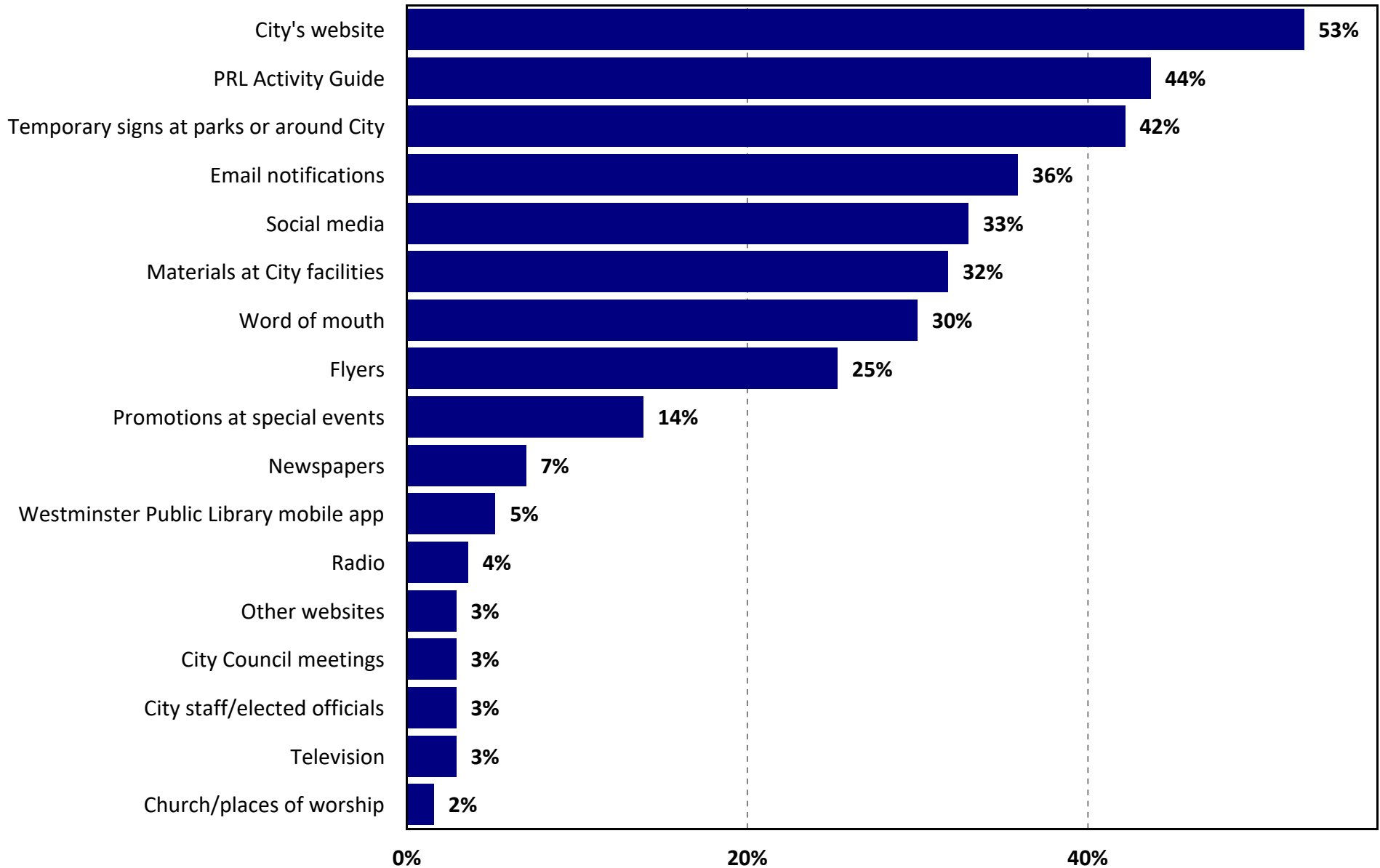
## Q2a. If “NO,” please CHECK ALL of the following reasons why you have NOT participated.

by percentage of respondents who selected reasons why they do not participate (multiple selections could be made)



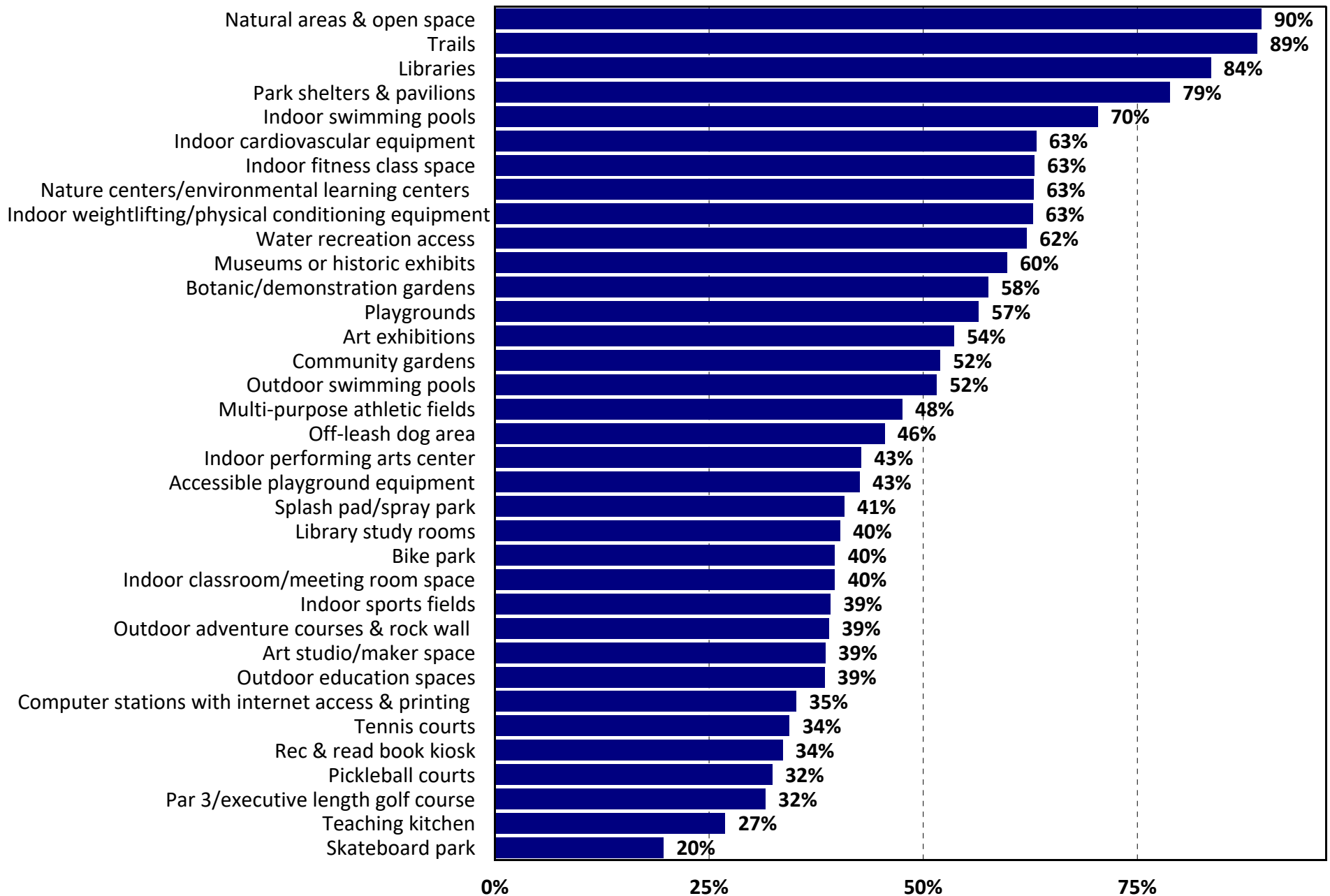
### Q3. Please CHECK ALL the resources you use to learn about the city’s news, activities, and events.

by percentage of respondents who selected resources they use (multiple selections could be made)



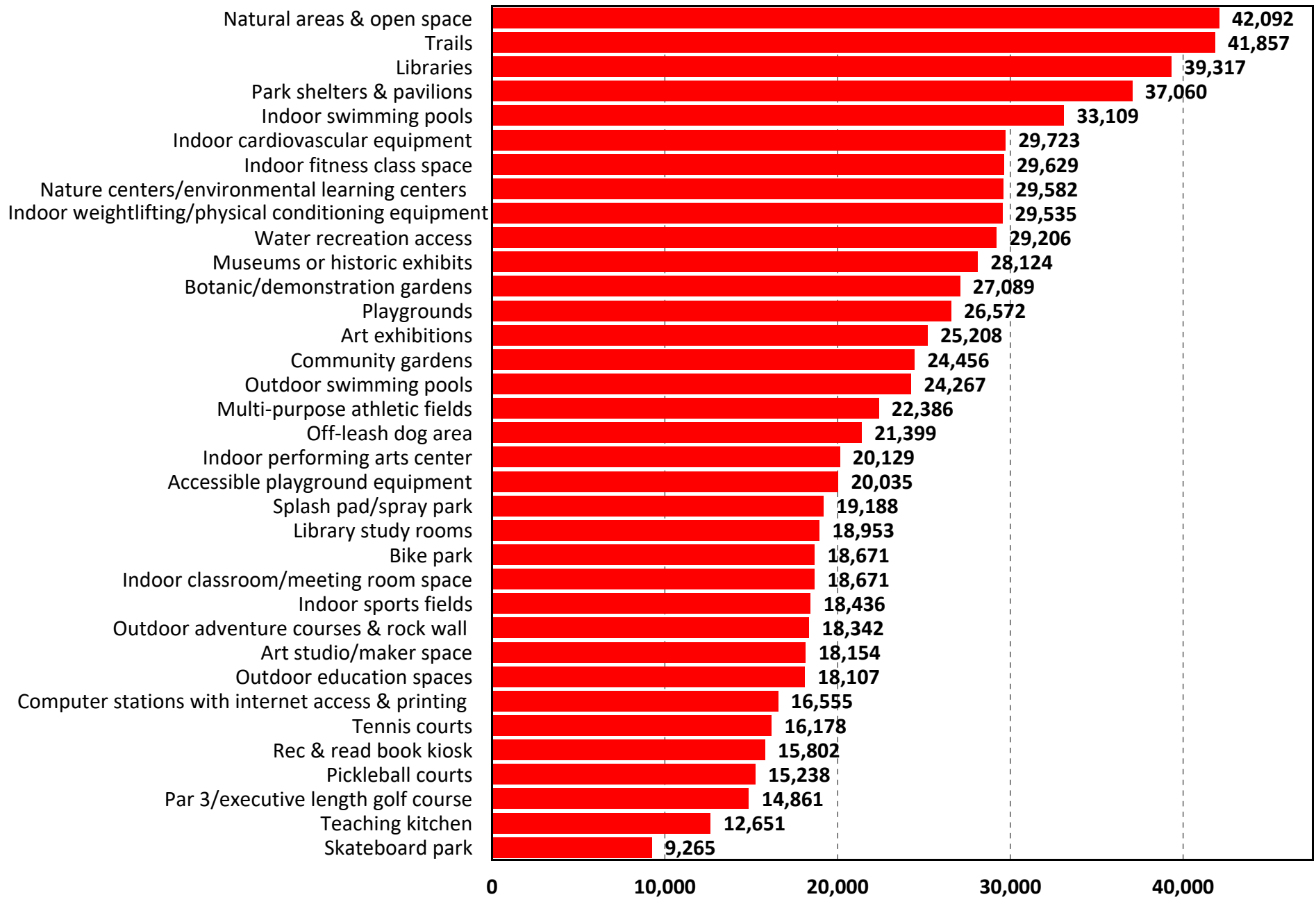
## Q4. Need for Facilities/Amenities.

by percentage of respondents who indicated need



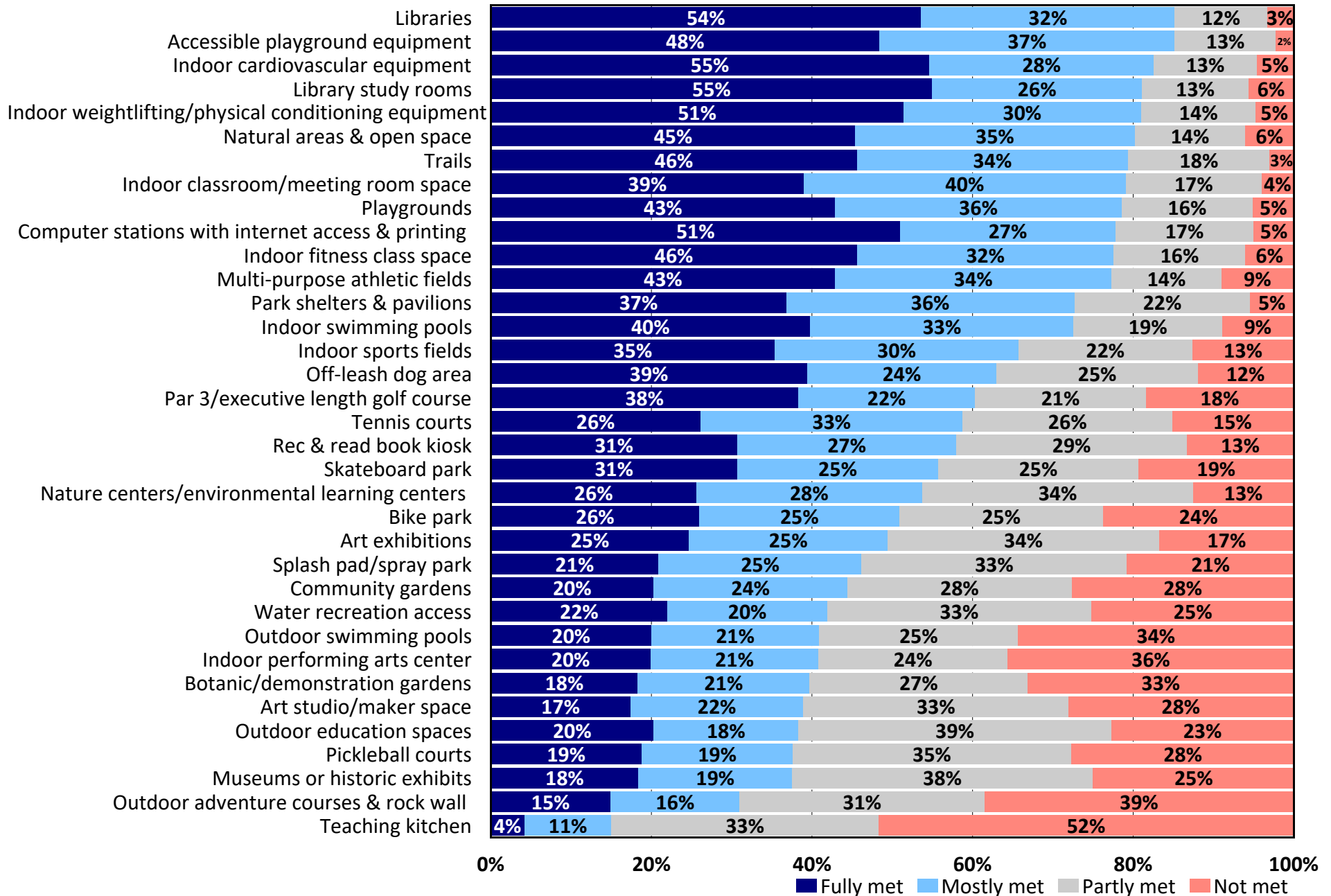
## Q4. Estimated Number of Households Who Have a Need for Amenities/Facilities

by number of households based on an estimated 47,030 households



# Q4b. How Well Needs Are Being Met for Facilities/Amenities

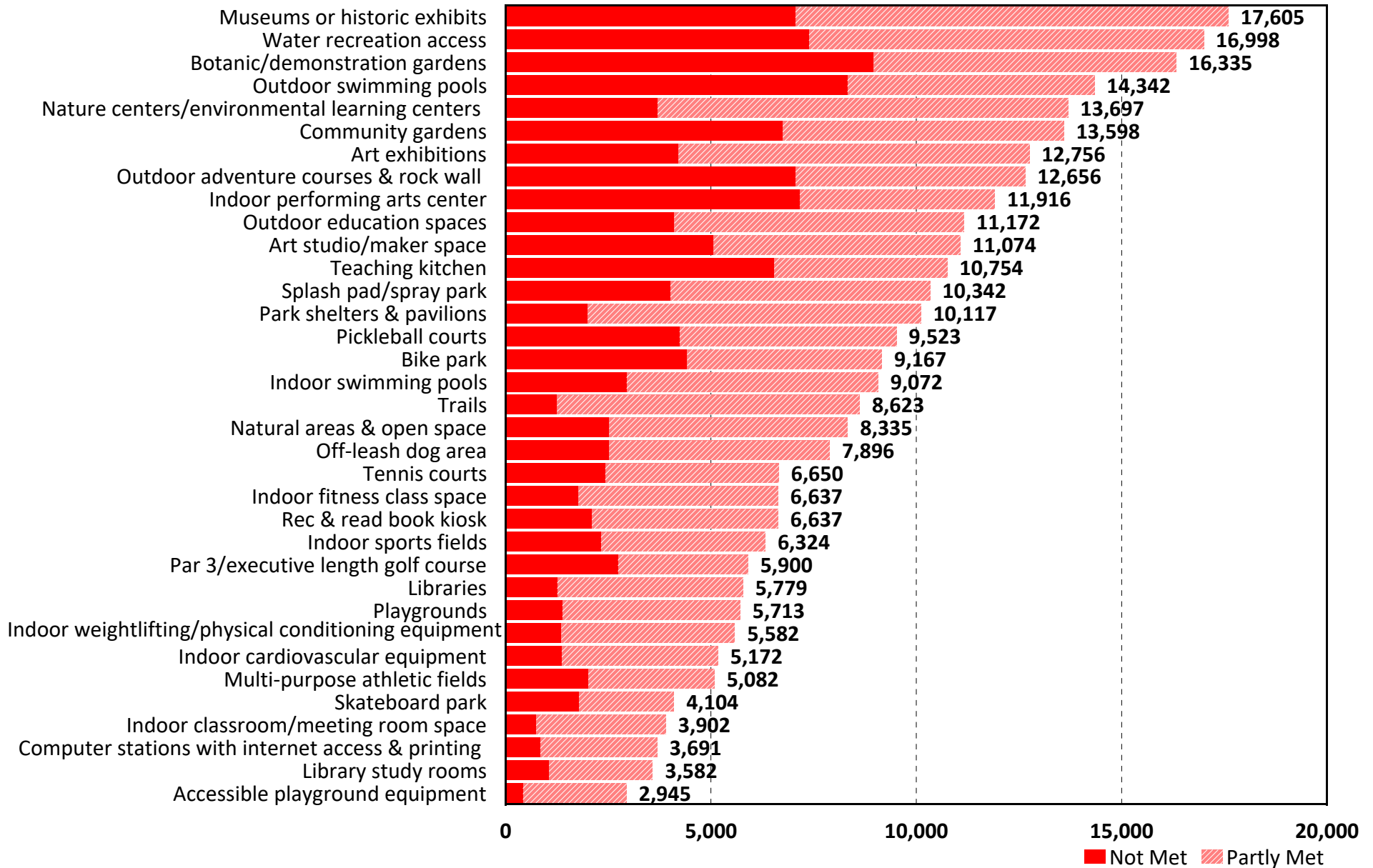
by percentage of respondents





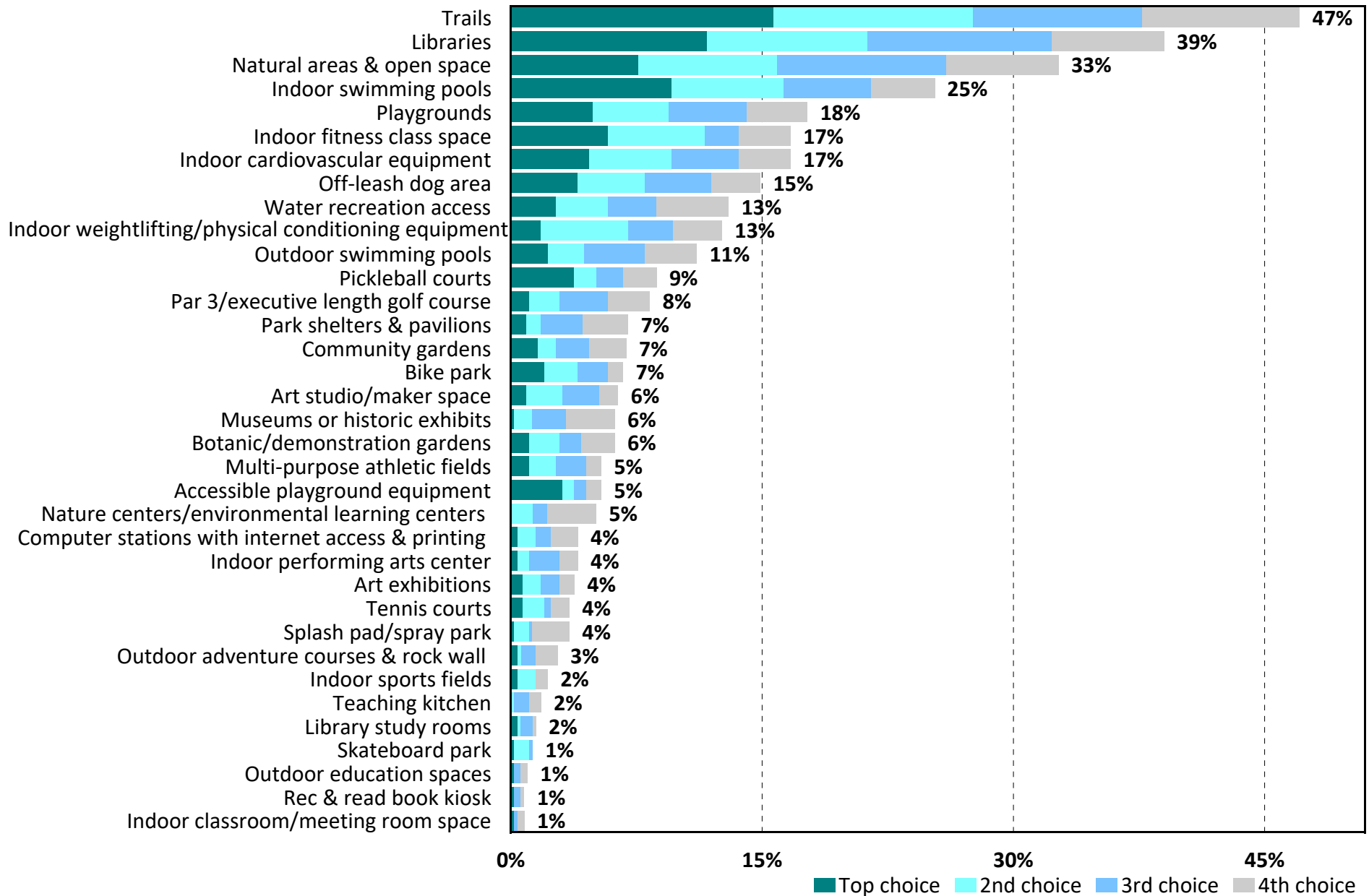
# Q4c. Estimated Number of Households Whose Facility/Amenity Needs Are Only “Partly Met” or “Not Met”

by number of households with need based on an estimated 47,030 households



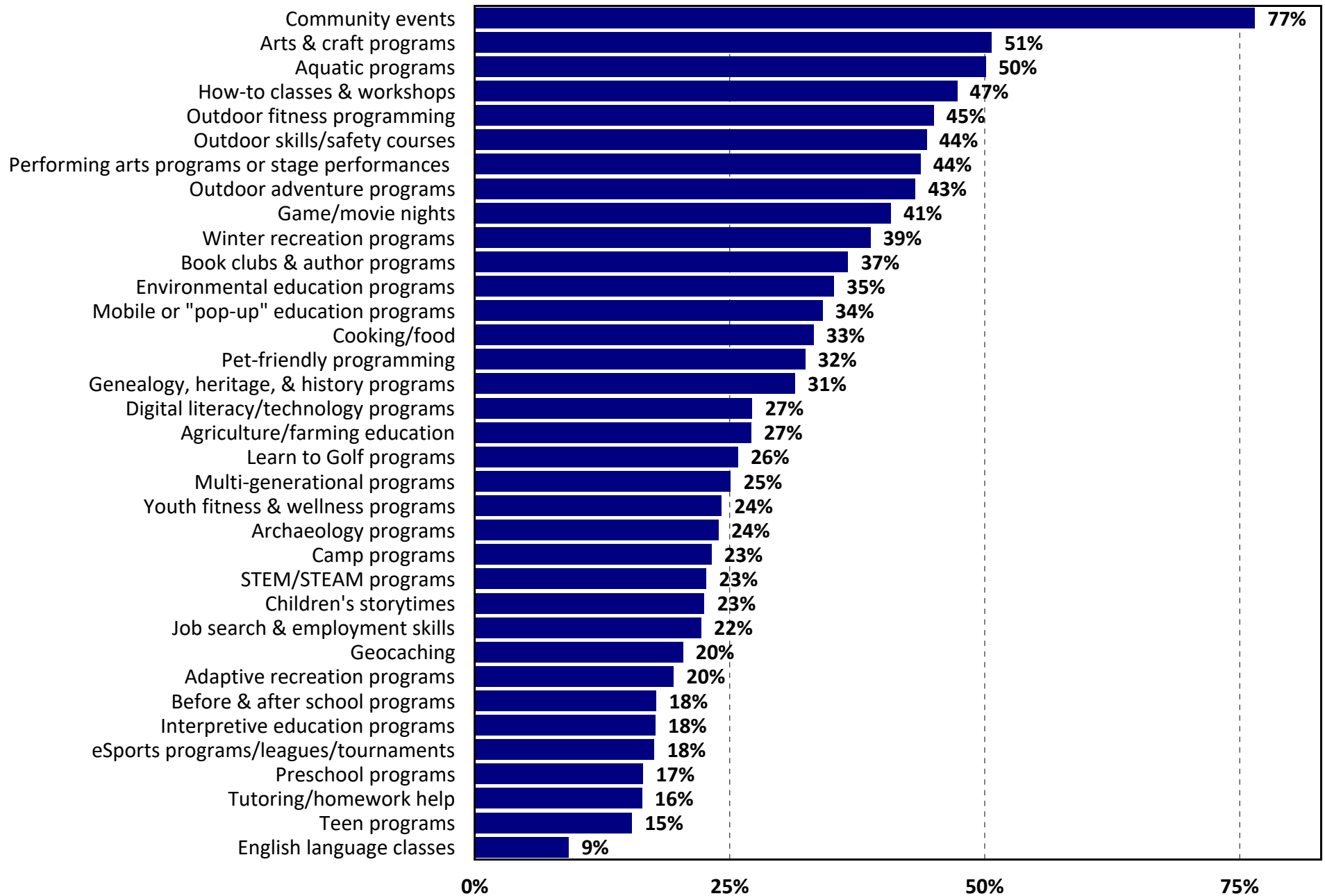
## Q5. Facilities/Amenities Most Important to Households.

by percentage of respondents who selected the items as one of their top four choices



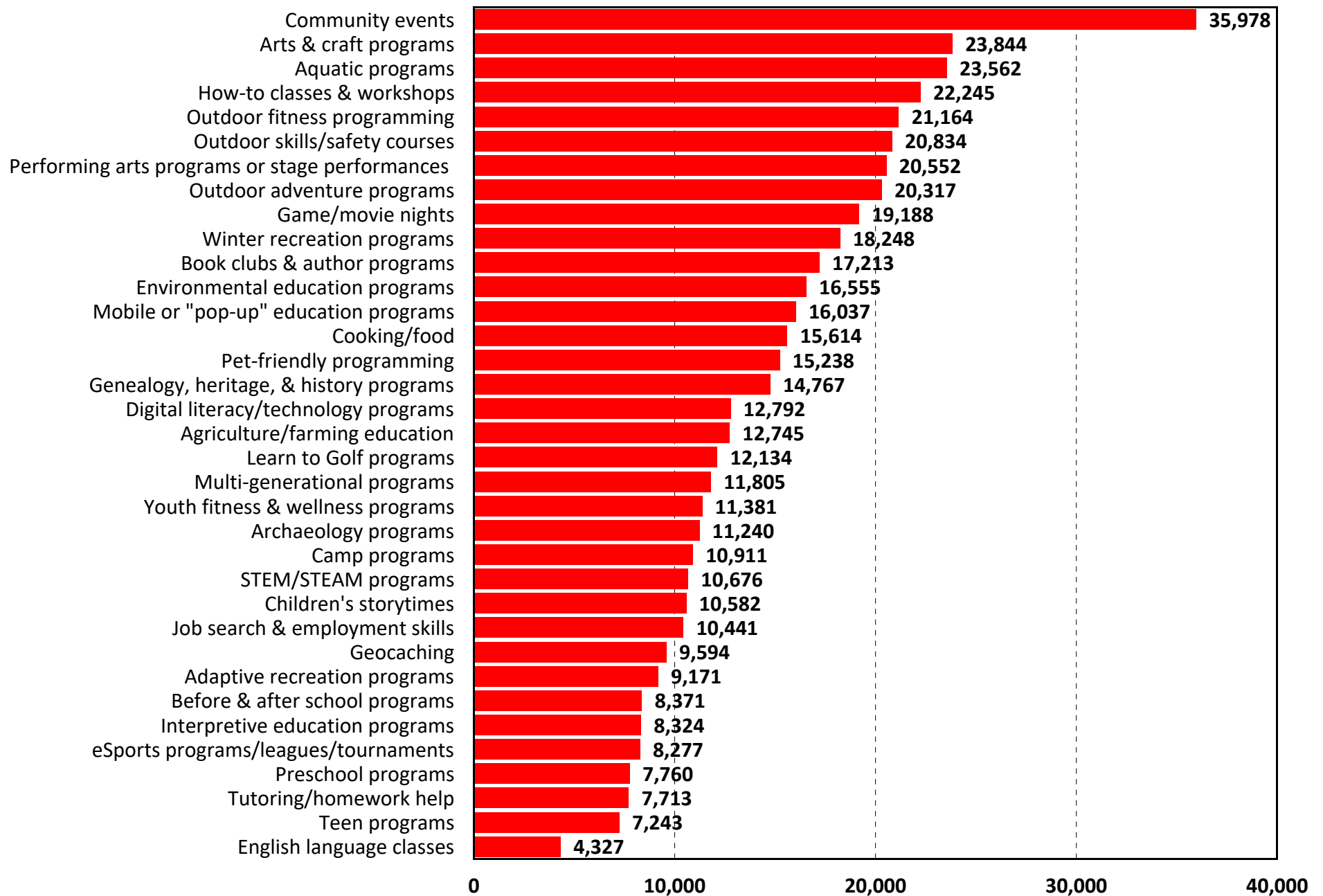
## Q6. Need for Programs.

by percentage of respondents who indicated need



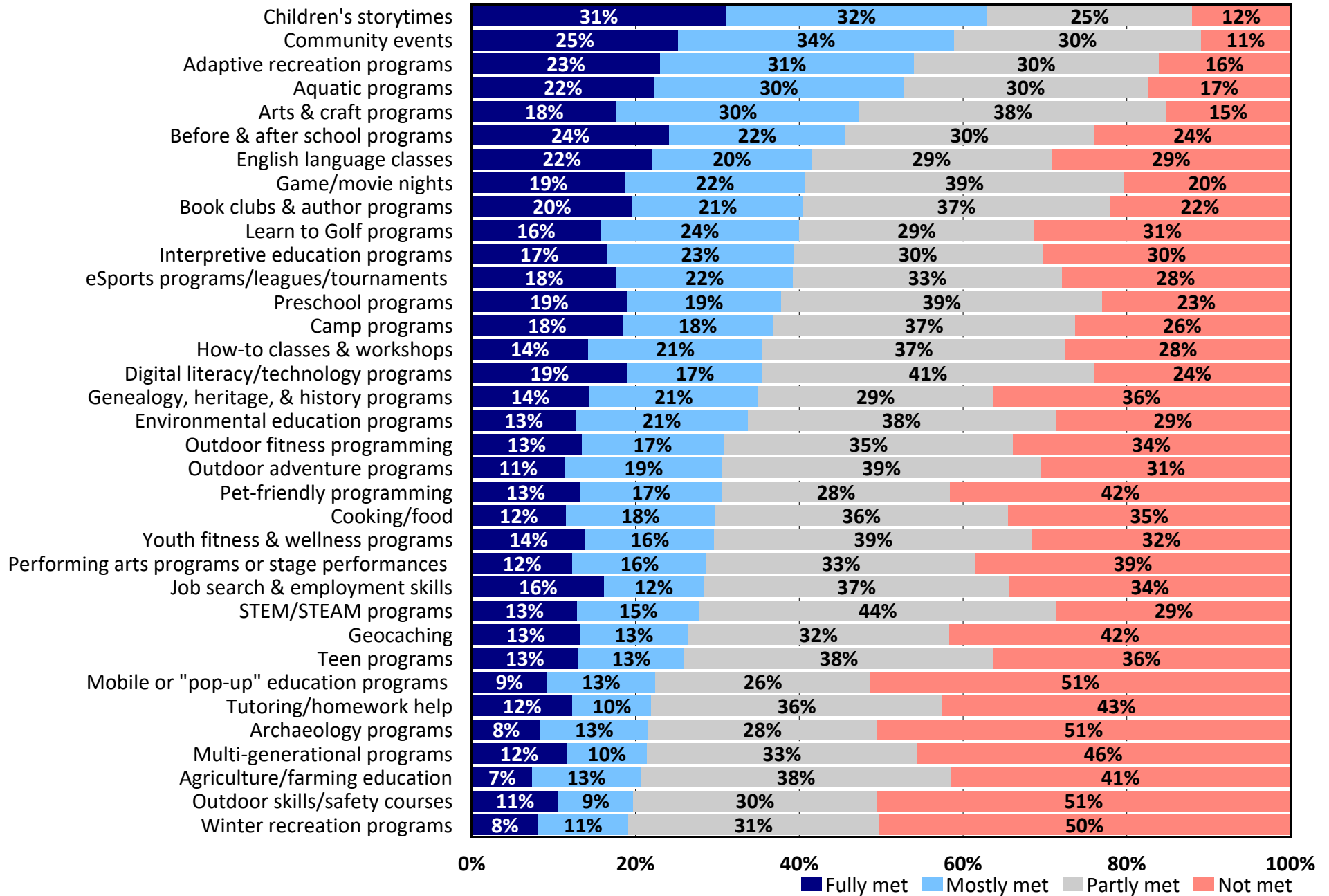
## Q6. Estimated Number of Households Who Have a Need for Programs

by number of households based on an estimated 47,030 households



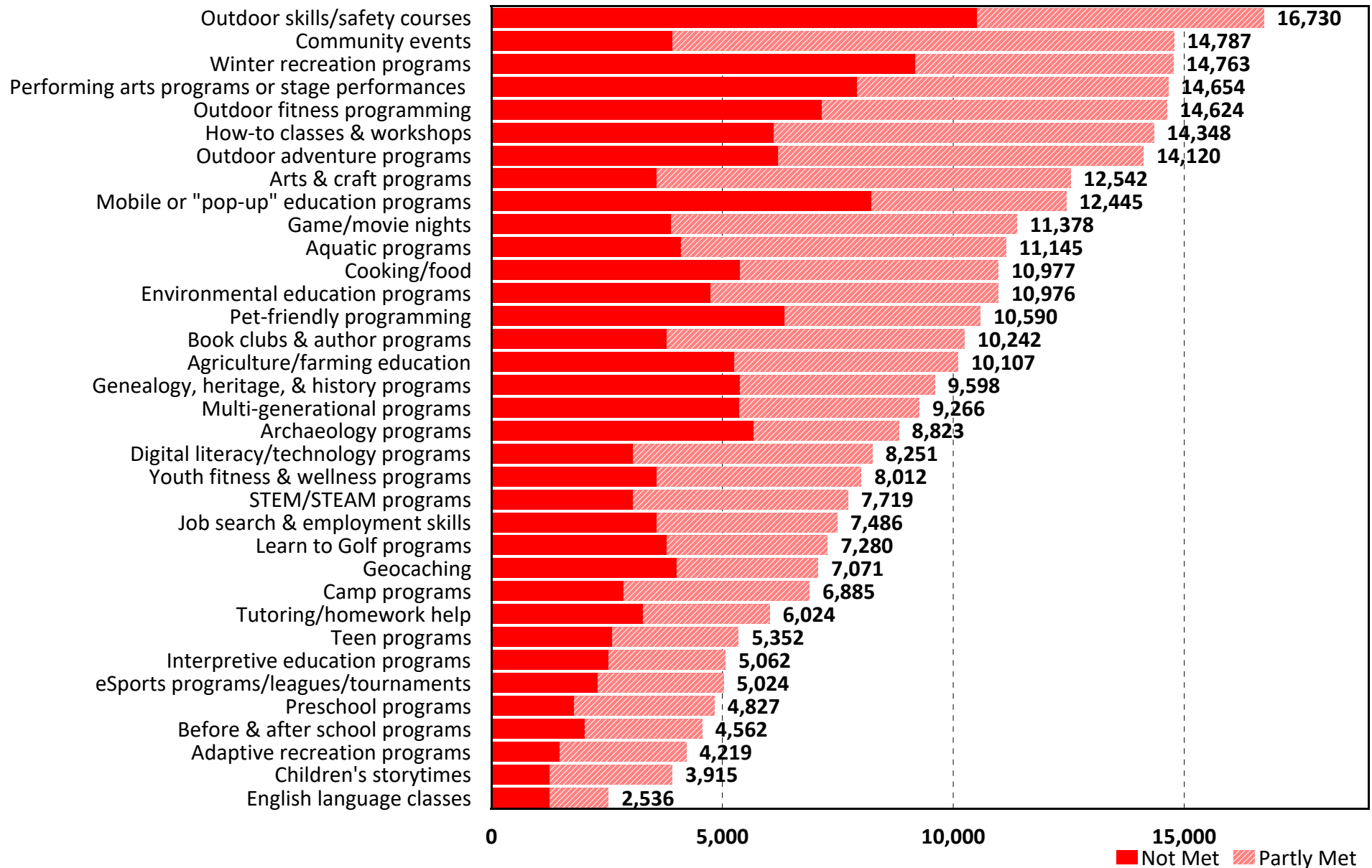
## Q6b. How Well Needs Are Being Met for Programs

by percentage of respondents



# Q6c. Estimated Number of Households Whose Program Needs Are Only “Partly Met” or “Not Met”

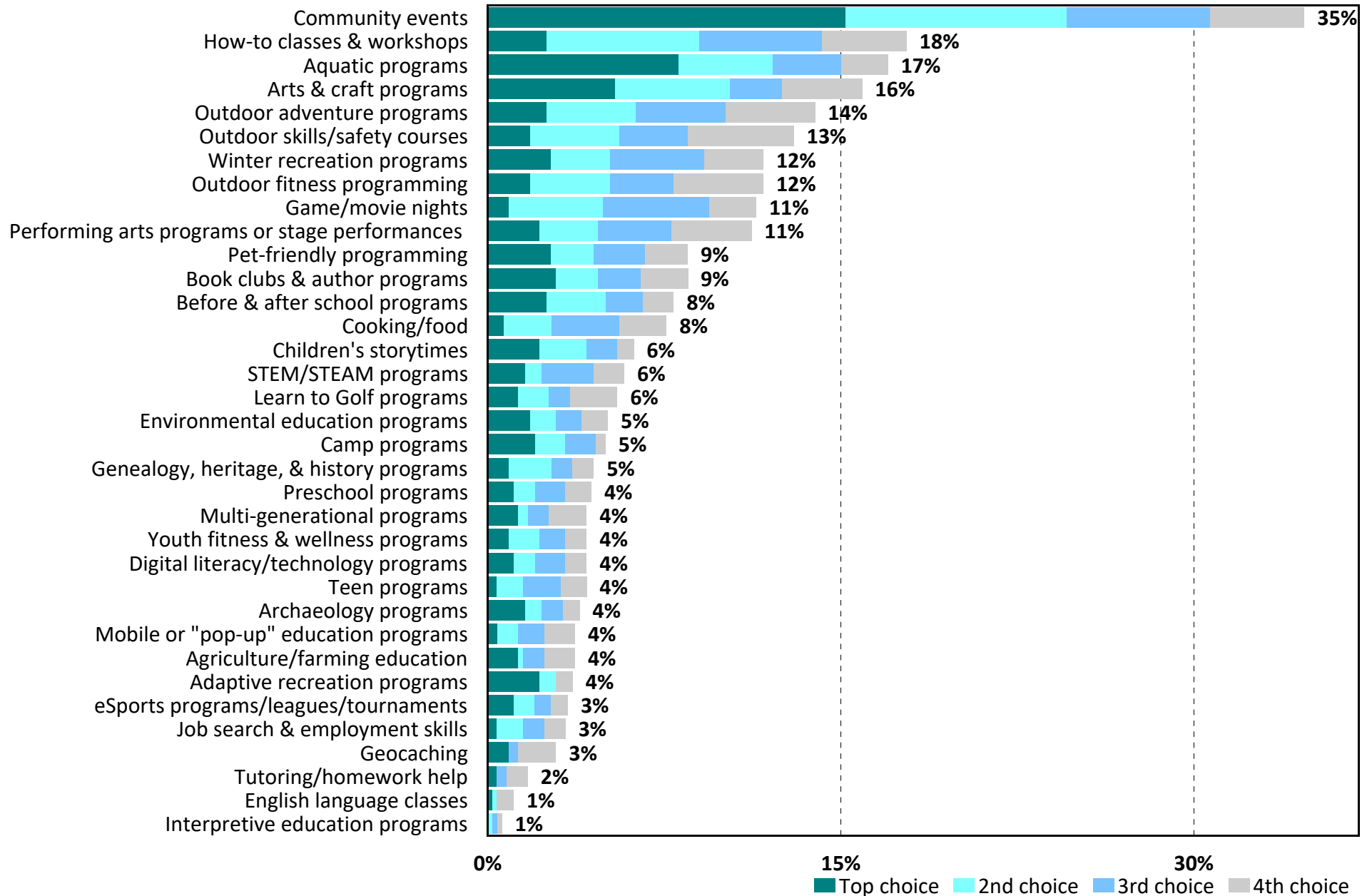
by number of households with need based on an estimated 47,030 households





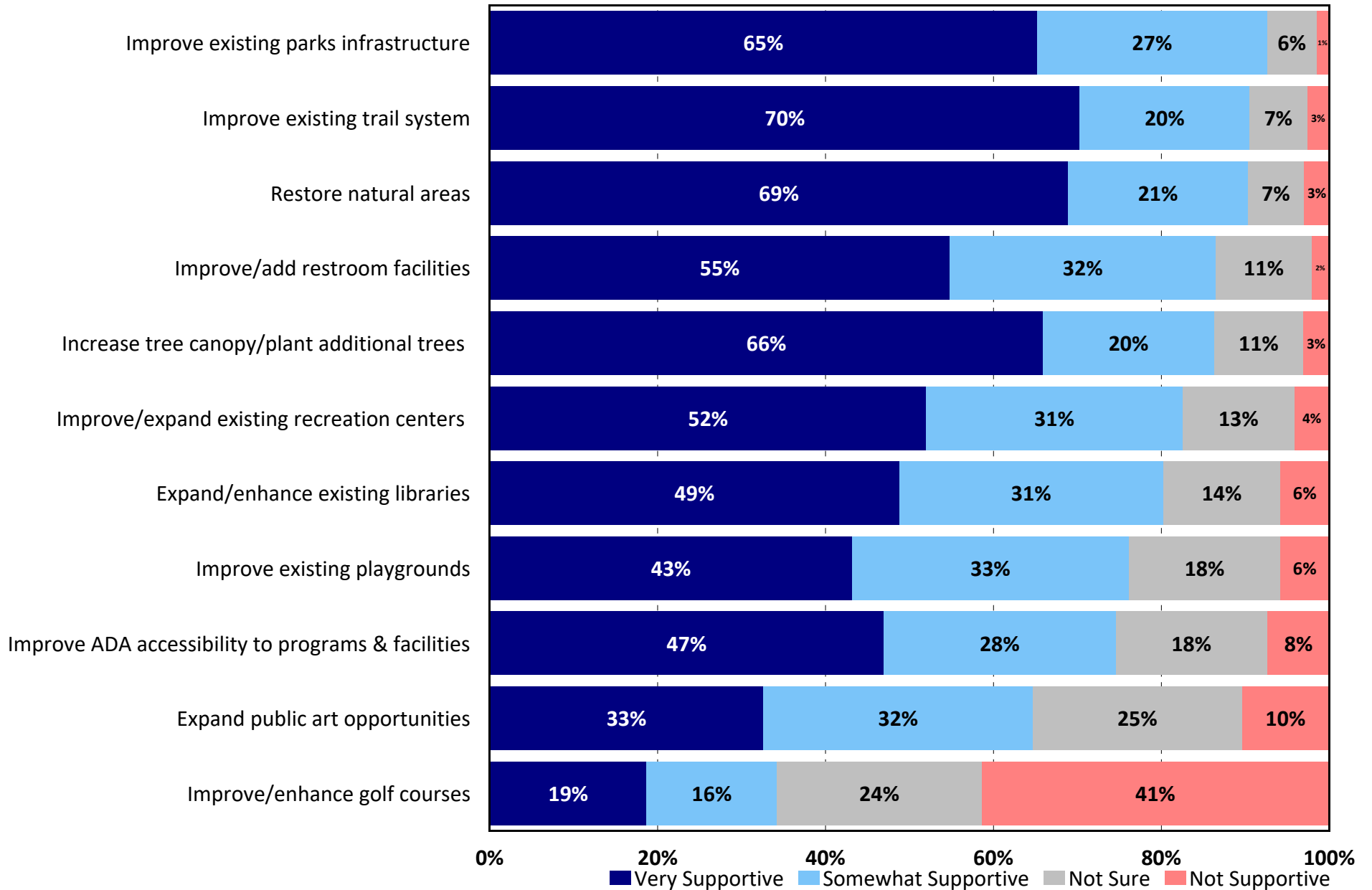
# Q7. Programs Most Important to Households.

by percentage of respondents who selected the items as one of their top four choices



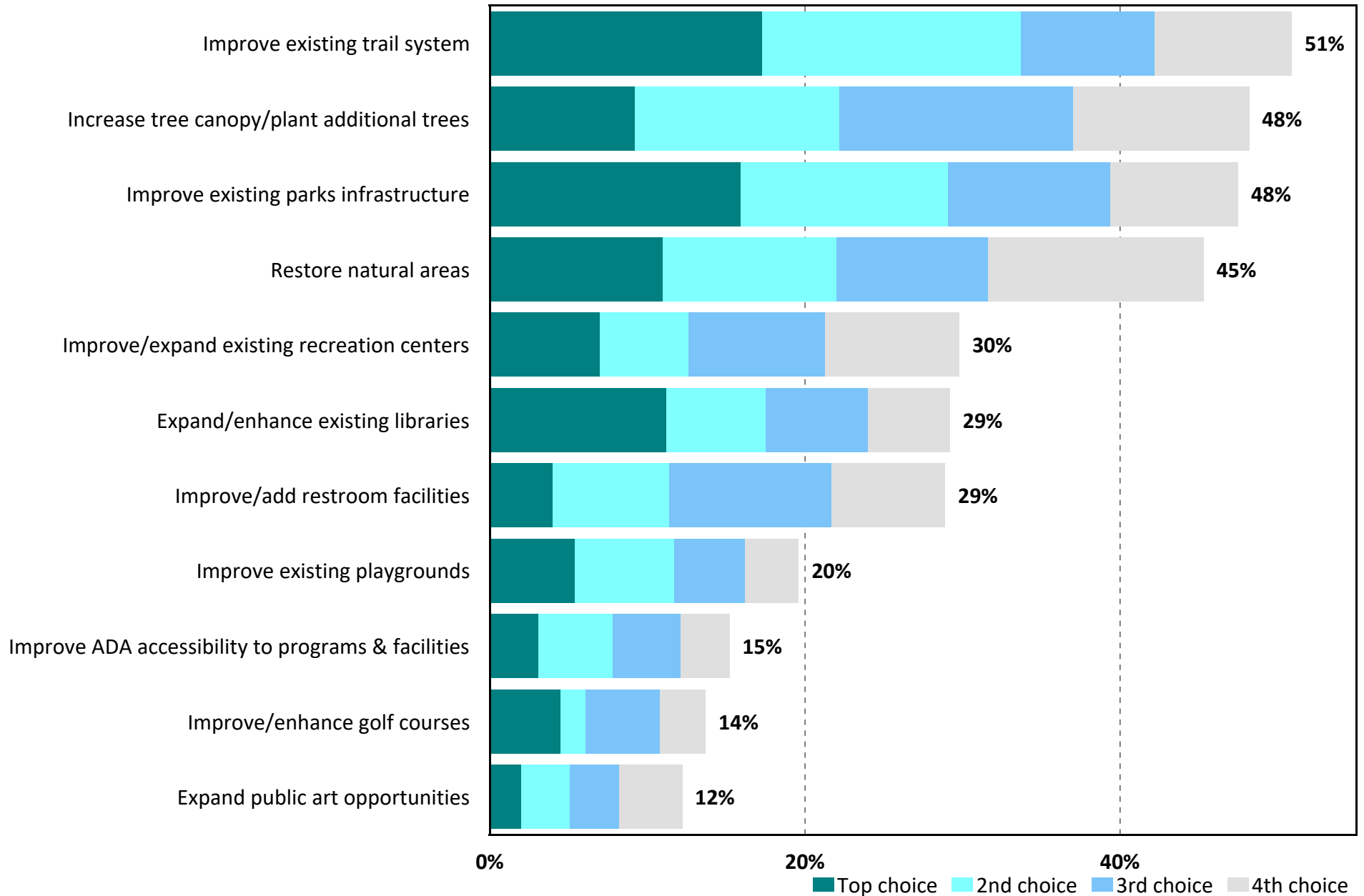
## Q8. Please indicate your support for each potential action.

by percentage of respondents (excluding “not provided”)



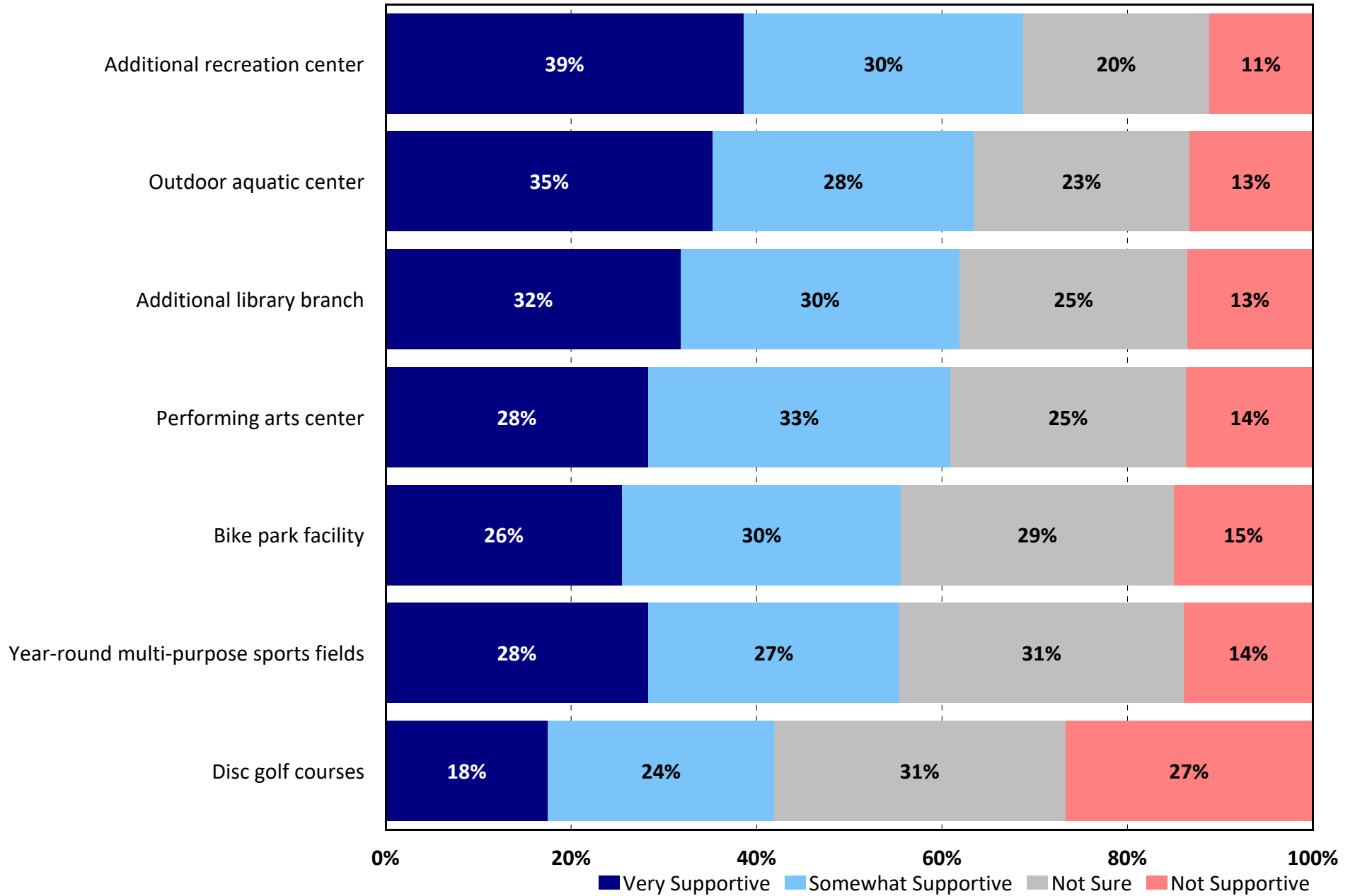
# Q9. Which four improvements are most important to your household?

by percentage of respondents who selected the items as one of their top four choices



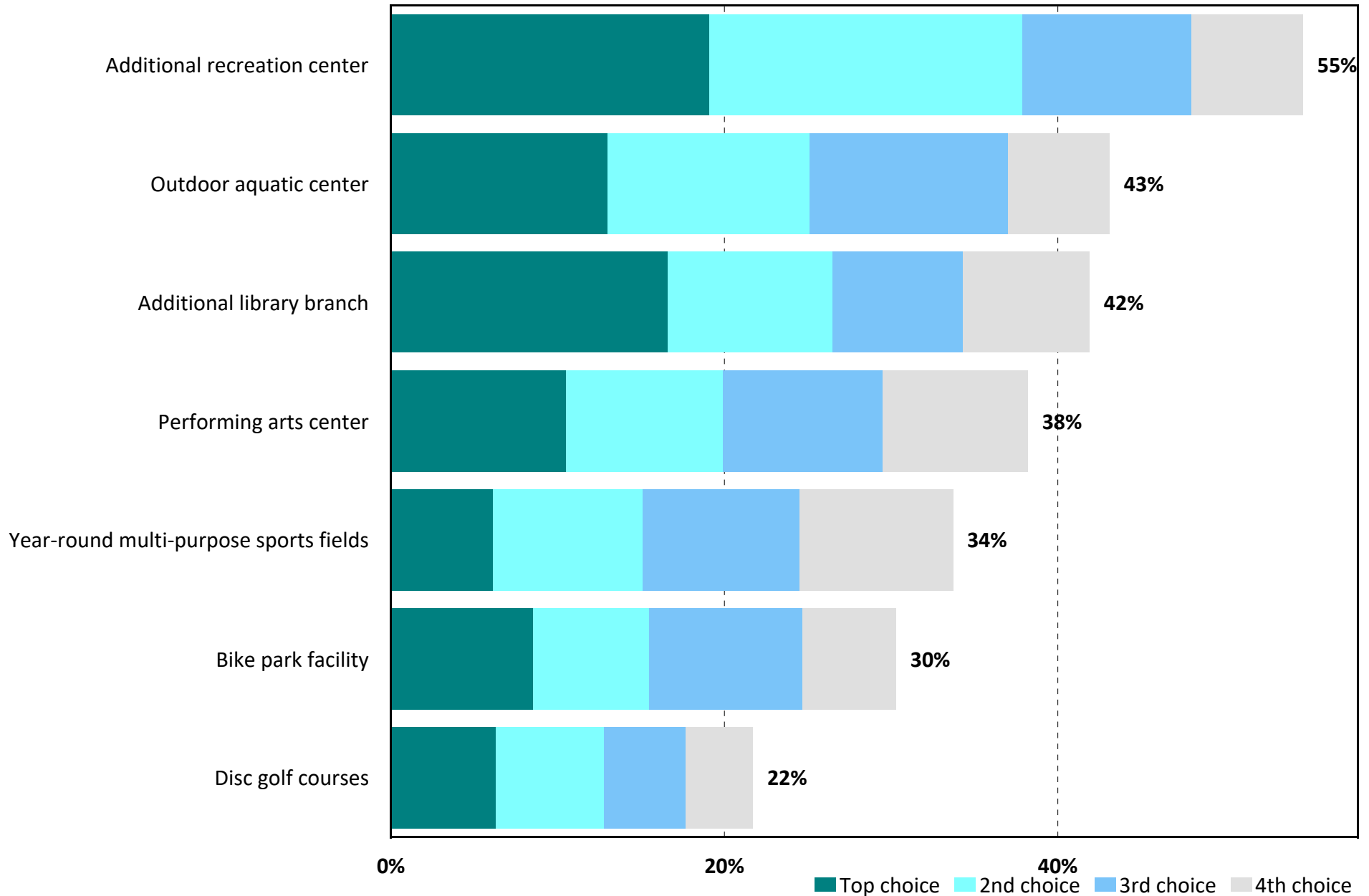
### Q10. Please indicate your support for each potential action.

by percentage of respondents (excluding "not provided")



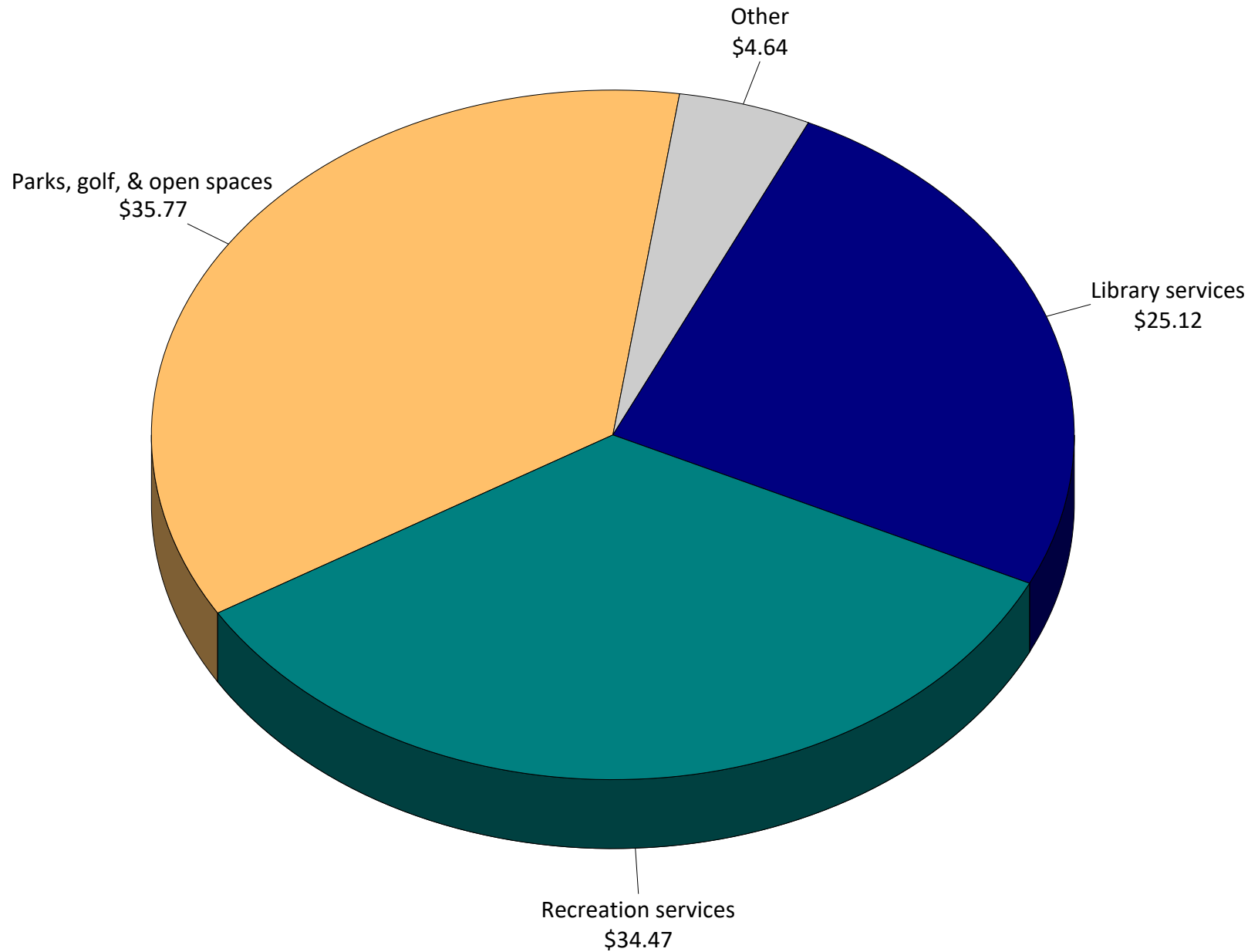
# Q11. Which four improvements are most important to your household?

by percentage of respondents who selected the items as one of their top four choices



## Q12. How would you allocate the funds among these categories?

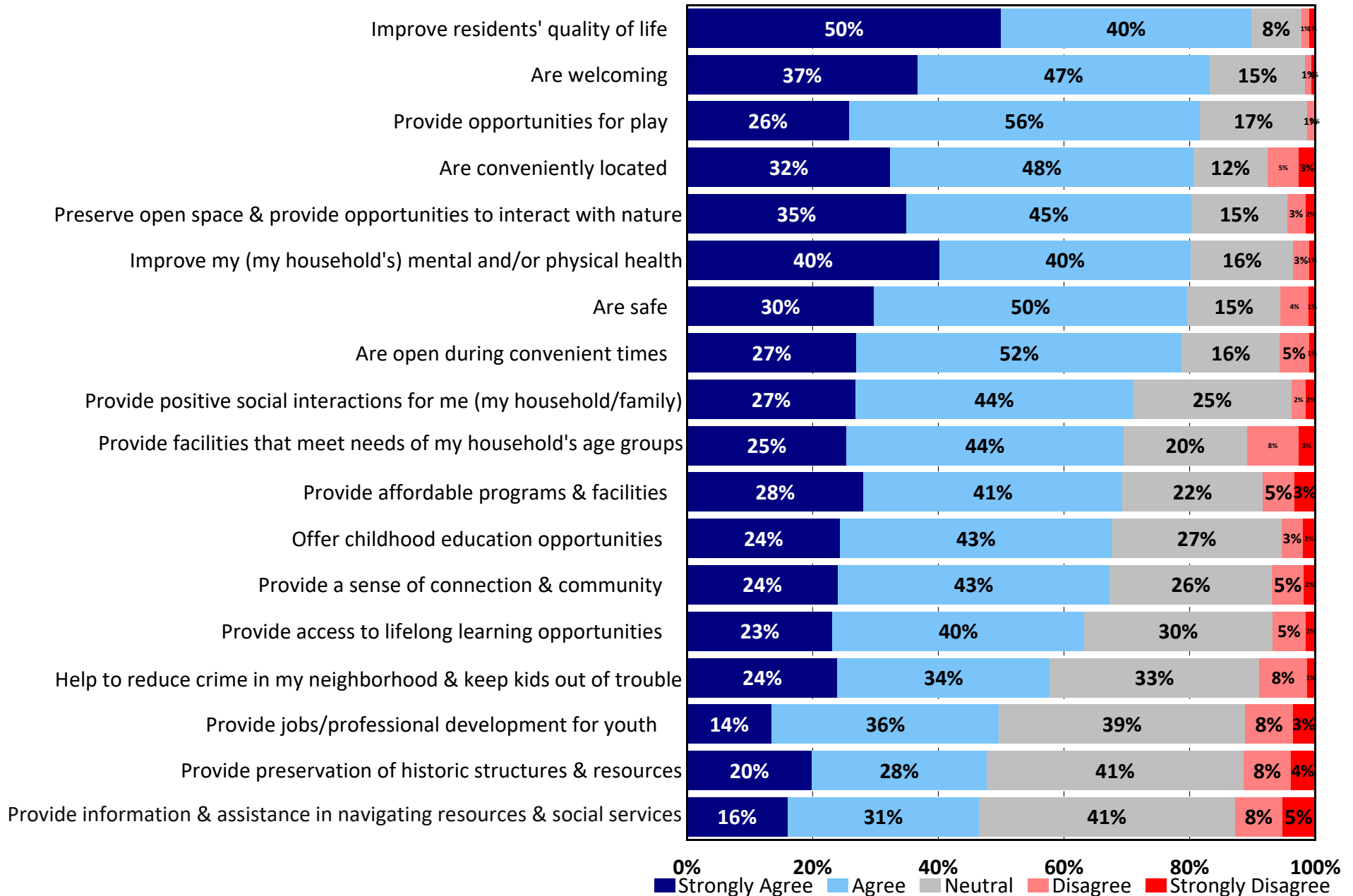
by percentage of respondents



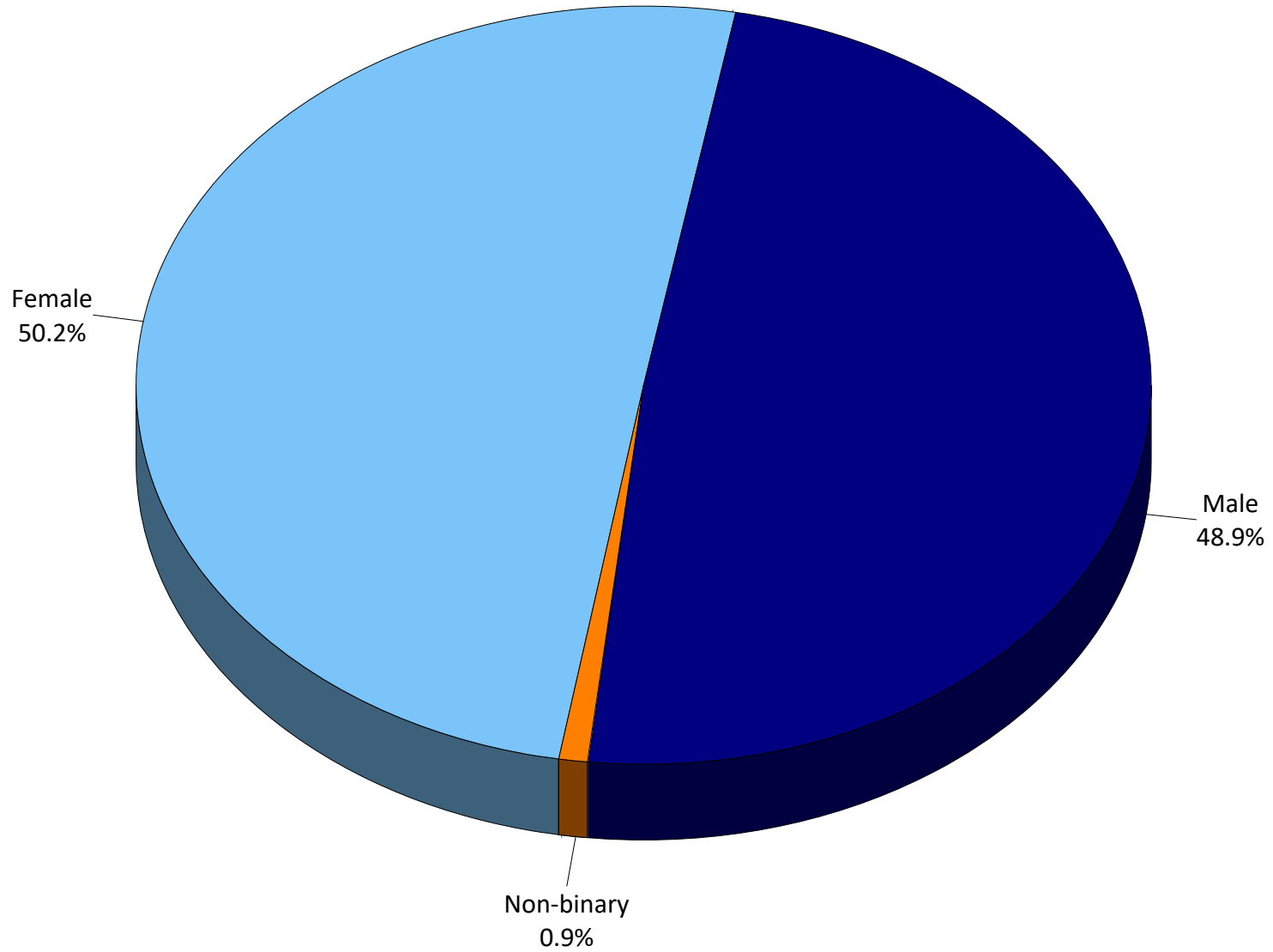


### Q13. Please rate your level of agreement with the following statements.

by percentage of respondents who indicated level of agreement (excluding "don't know")

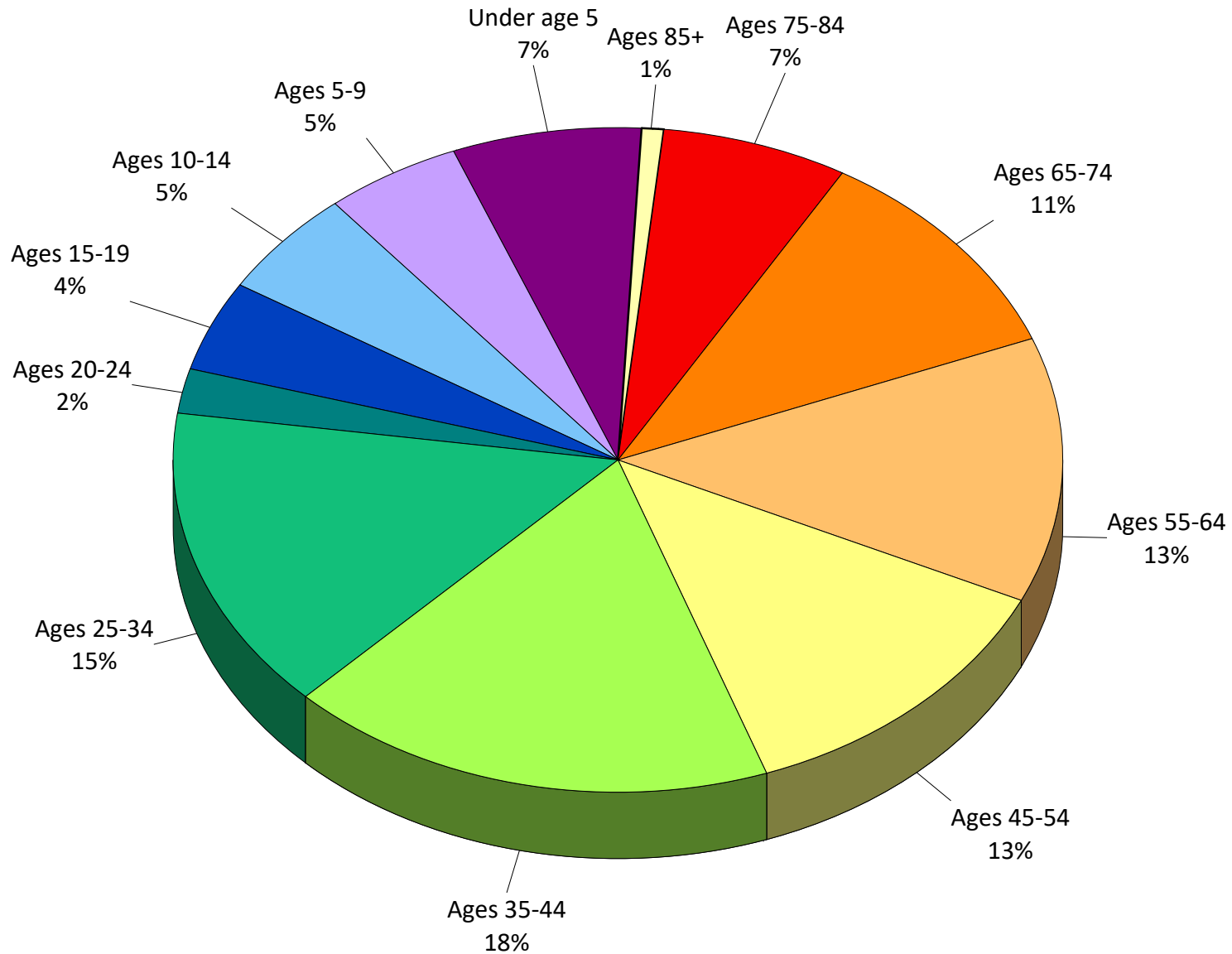


### Q14. Your gender: by percentage of respondents (excluding "prefer not to answer")



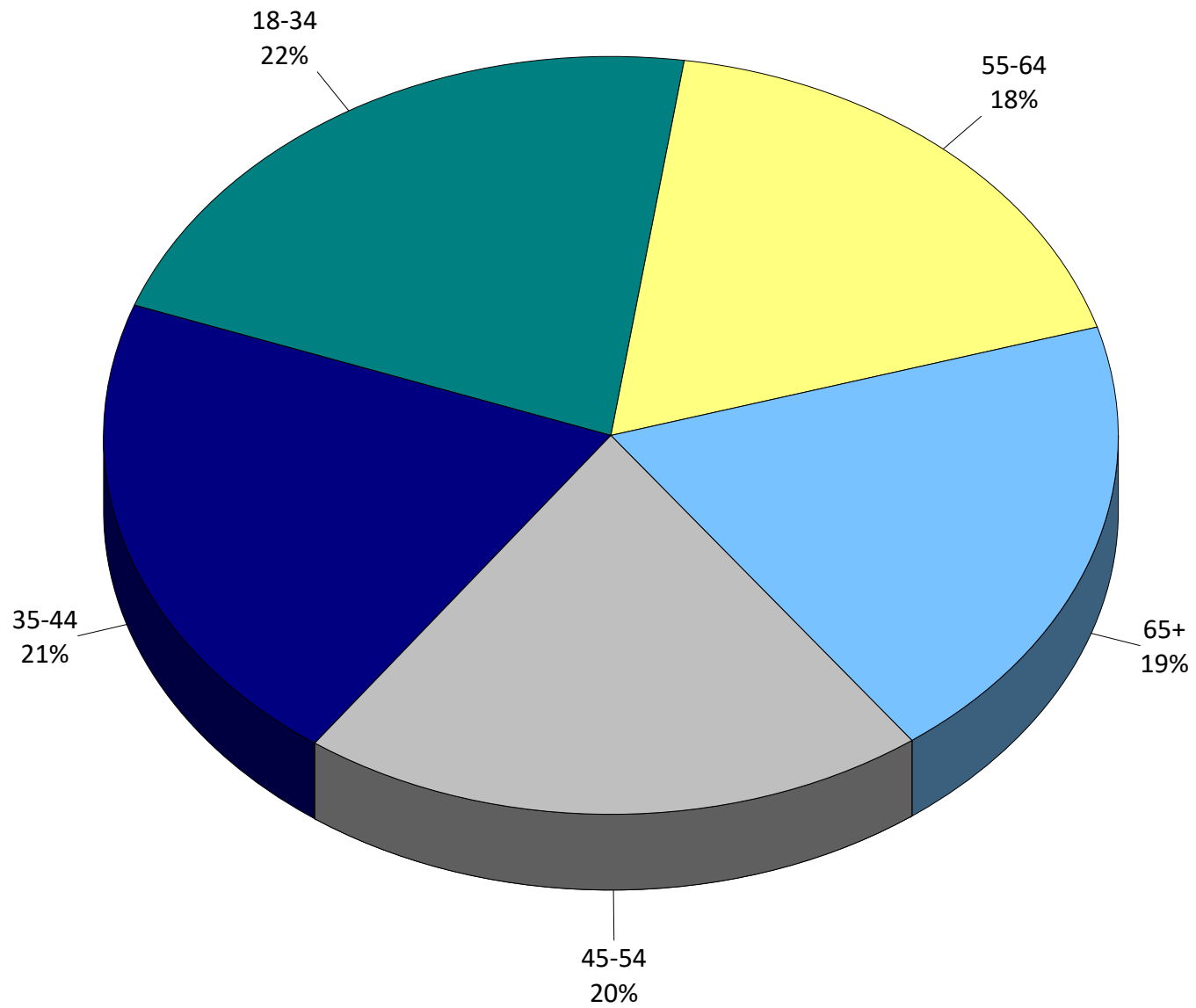
# Q15. Including yourself, how many people in your household are...

by percentage of persons in household



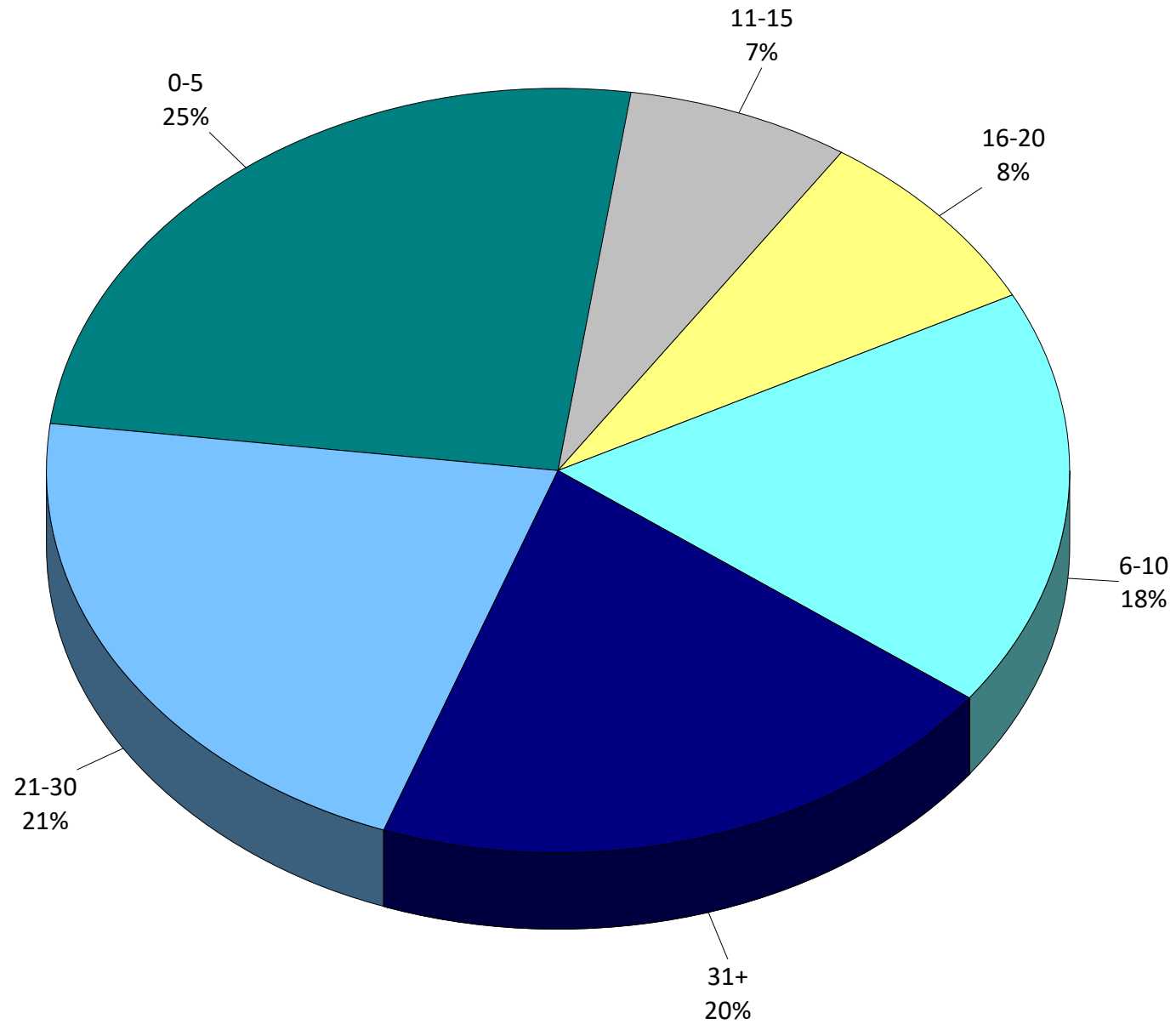
### Q16. Your age:

by percentage of respondents (excluding "not provided")



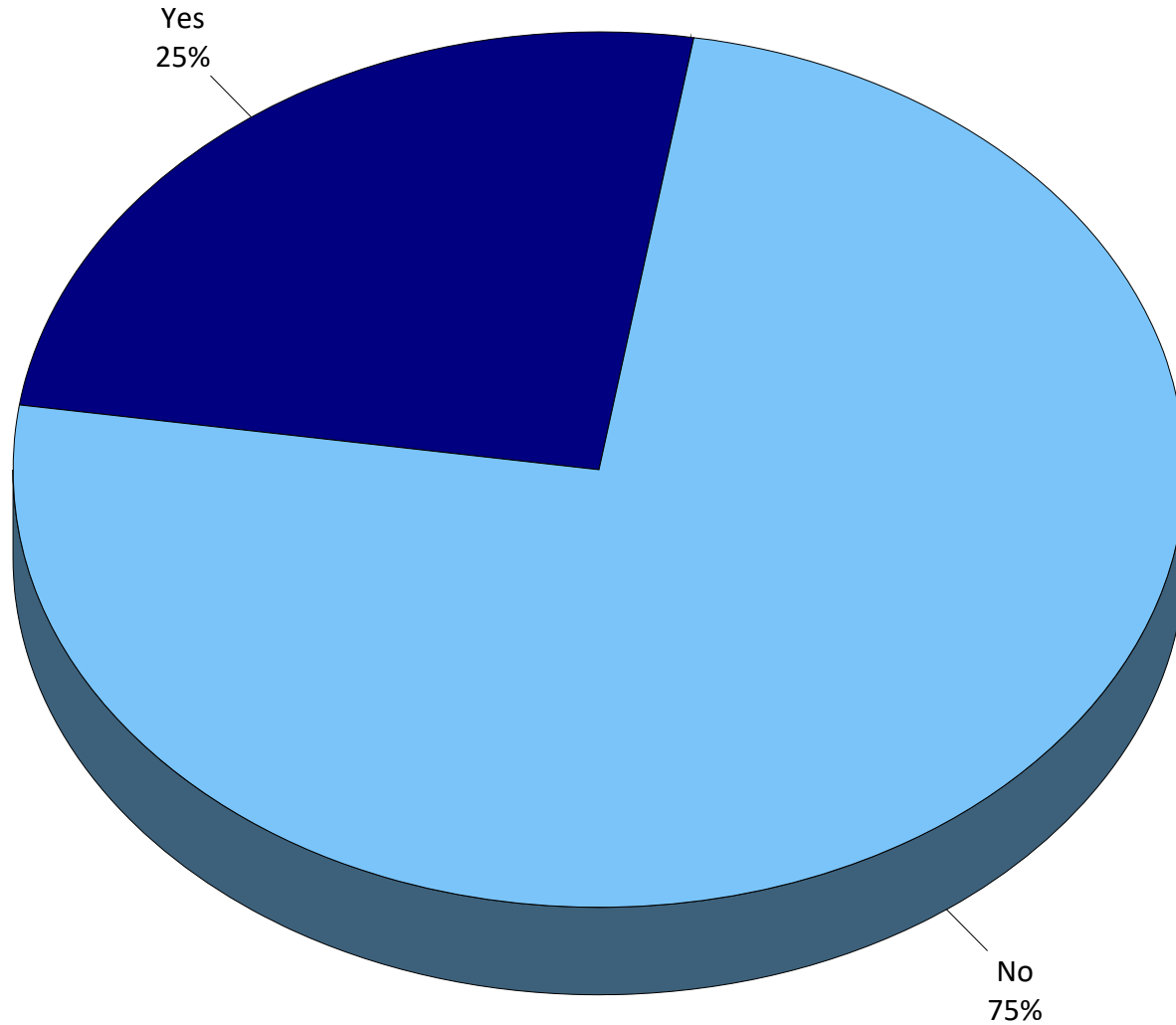
## Q17. How many years have you lived in Westminster?

by percentage of respondents (excluding "not provided")



# Q18. Are you or any members of your family of Hispanic, Latino, or Spanish-speaking ancestry?

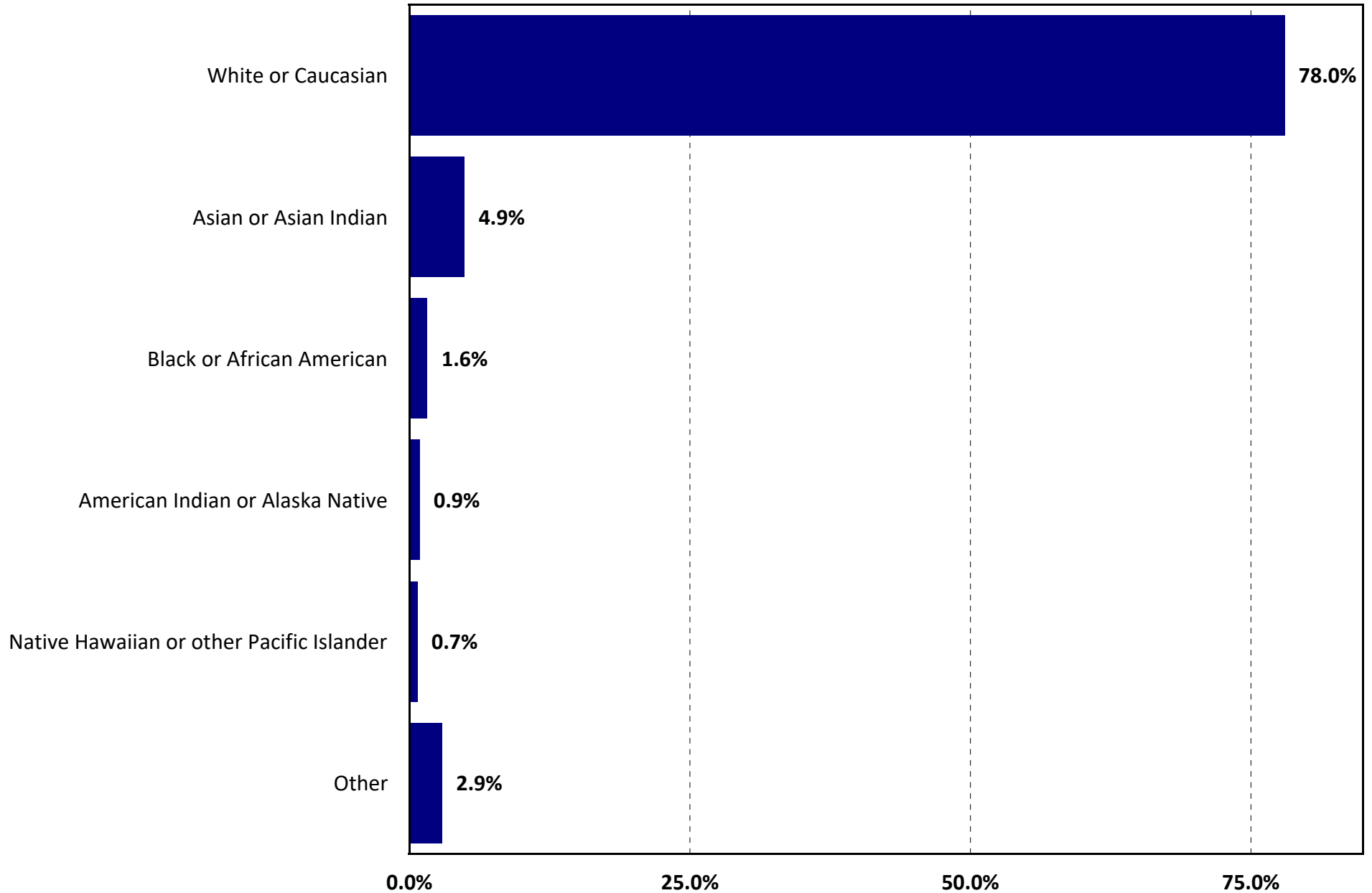
by percentage of respondents (excluding "not provided")





# Q19. Which of the following best describes your race?

by percentage of respondents



**3**

**Priority Investment  
Rating**

---

# Priority Investment Rating

## Westminster, CO

---

The **Priority Investment Rating (PIR)** was developed by ETC Institute to provide governments with an objective tool for evaluating the priority that should be placed on parks and recreation investments. The Priority Investment Rating was developed by ETC Institute to identify the facilities and programs residents think should receive the highest priority for investment. The priority investment rating reflects the importance residents place on items (sum of top 4 choices) and the unmet needs (needs that are not met or only partly met) for each facility/program relative to the facility/program that rated the highest overall. Since decisions related to future investments should consider both the level of unmet need and the importance of facilities and programs, the PIR weights each of these components equally.

The PIR reflects the sum of the Unmet Needs Rating and the Importance Rating as shown in the equation below:

$$\text{PIR} = \text{UNR} + \text{IR}$$

For example, if the Unmet Needs Rating for Community Gardens were 98.9 (out of 100) and the Importance Rating for Community Gardens were 21.6 (out of 100), the Priority Investment Rating for Community Gardens would be 120.5 (out of 200).

### How to Analyze the Charts:

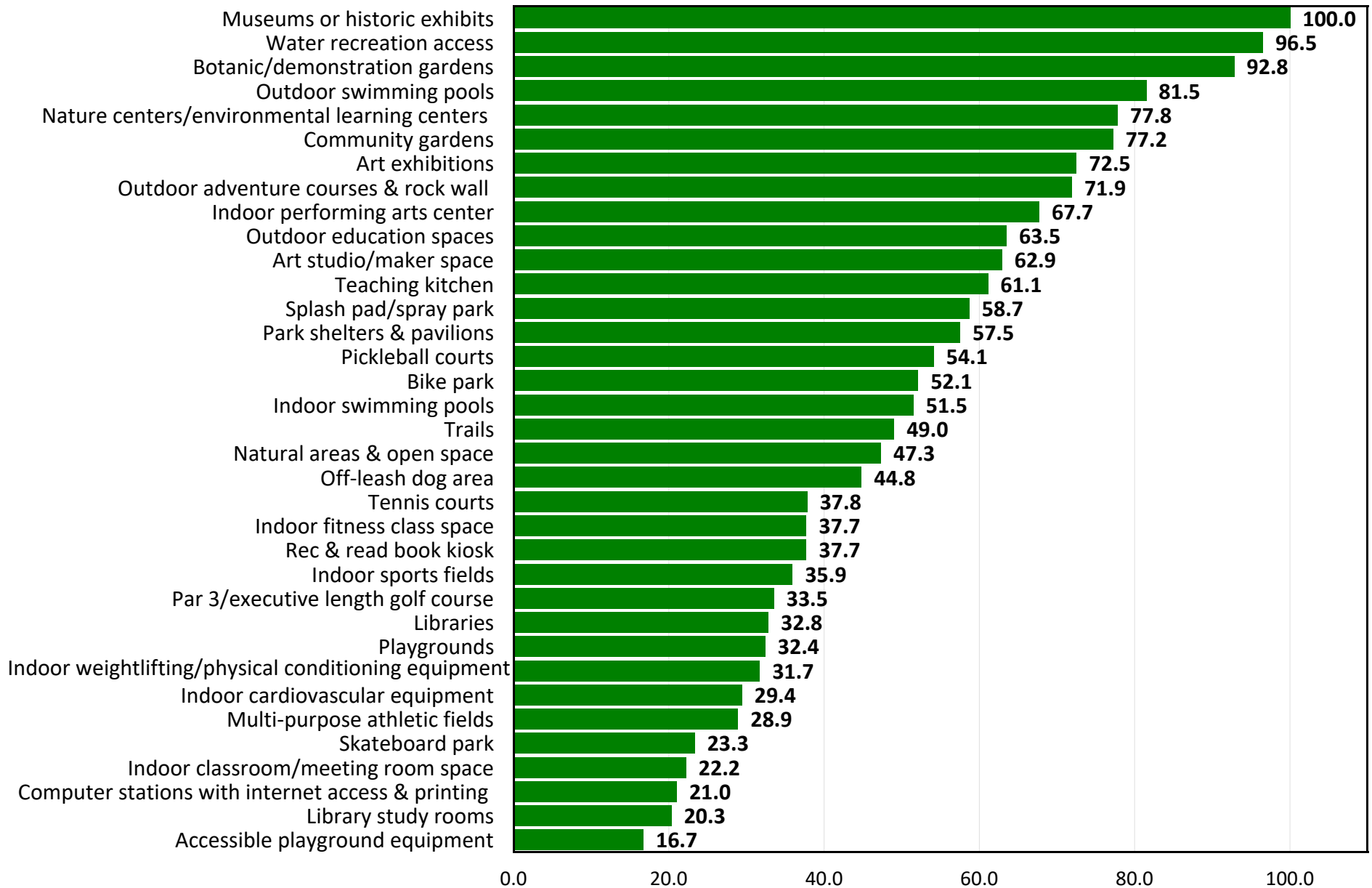
- **High Priority Areas** are those with a PIR of at least 100. A rating of 100 or above generally indicates there is a relatively high level of unmet need and residents generally think it is important to fund improvements in these areas. Improvements in this area are likely to have a positive impact on the greatest number of households.
- **Medium Priority Areas** are those with a PIR of 50-99. A rating in this range generally indicates there is a medium to high level of unmet need or a significant percentage of residents generally think it is important to fund improvements in these areas.
- **Low Priority Areas** are those with a PIR below 50. A rating in this range generally indicates there is a relatively low level of unmet need and residents do not think it is important to fund improvements in these areas. Improvements may be warranted if the needs of very specialized populations are being targeted.

The following pages show the Unmet Needs Rating, Importance Rating, and Priority Investment Rating for facilities and programs.

# Unmet Needs Rating for Facilities/Amenities

the rating for the item with the most unmet need=100

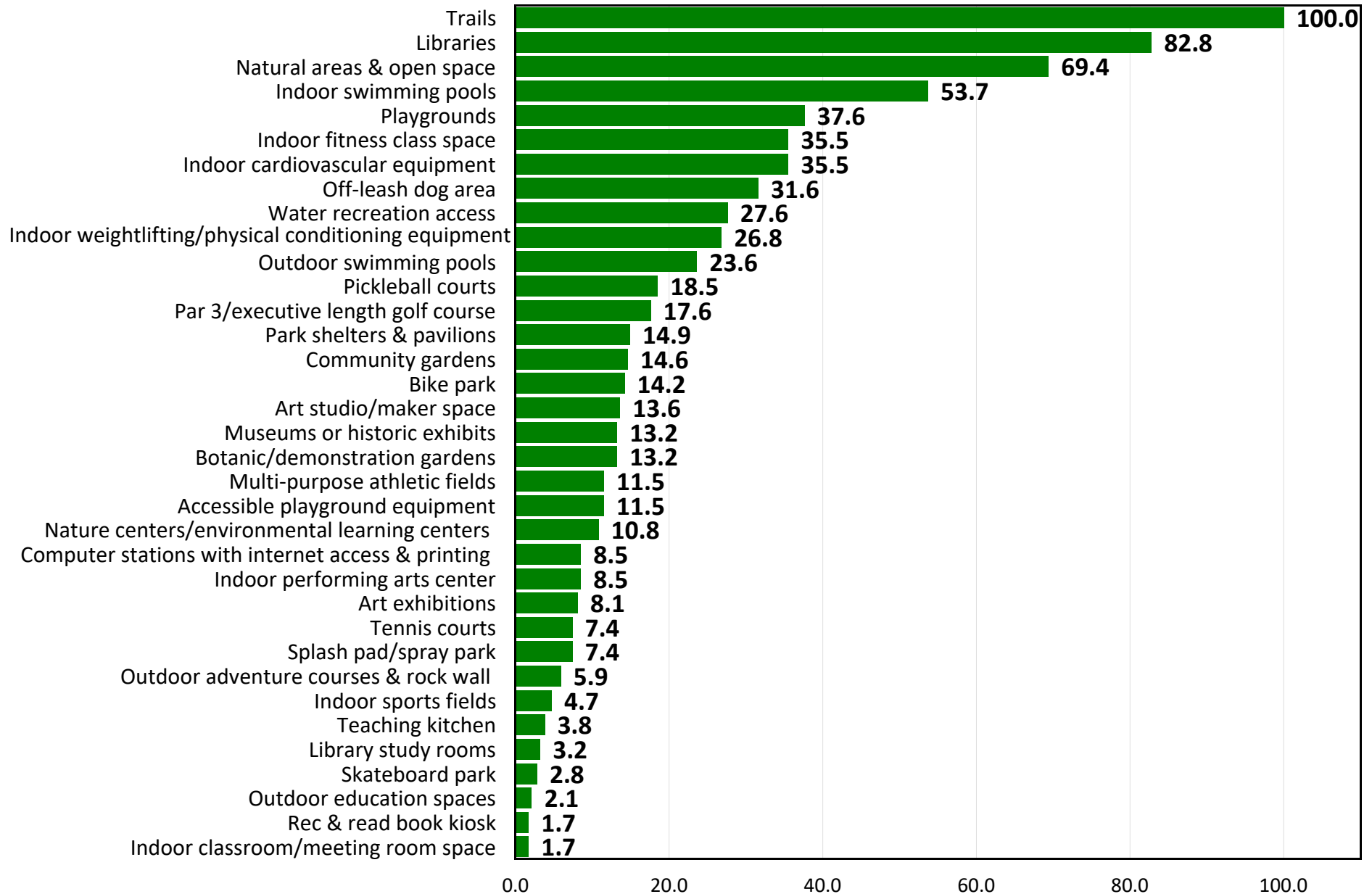
the rating of all other items reflects the relative amount of unmet need for each item compared to the item with the most unmet need



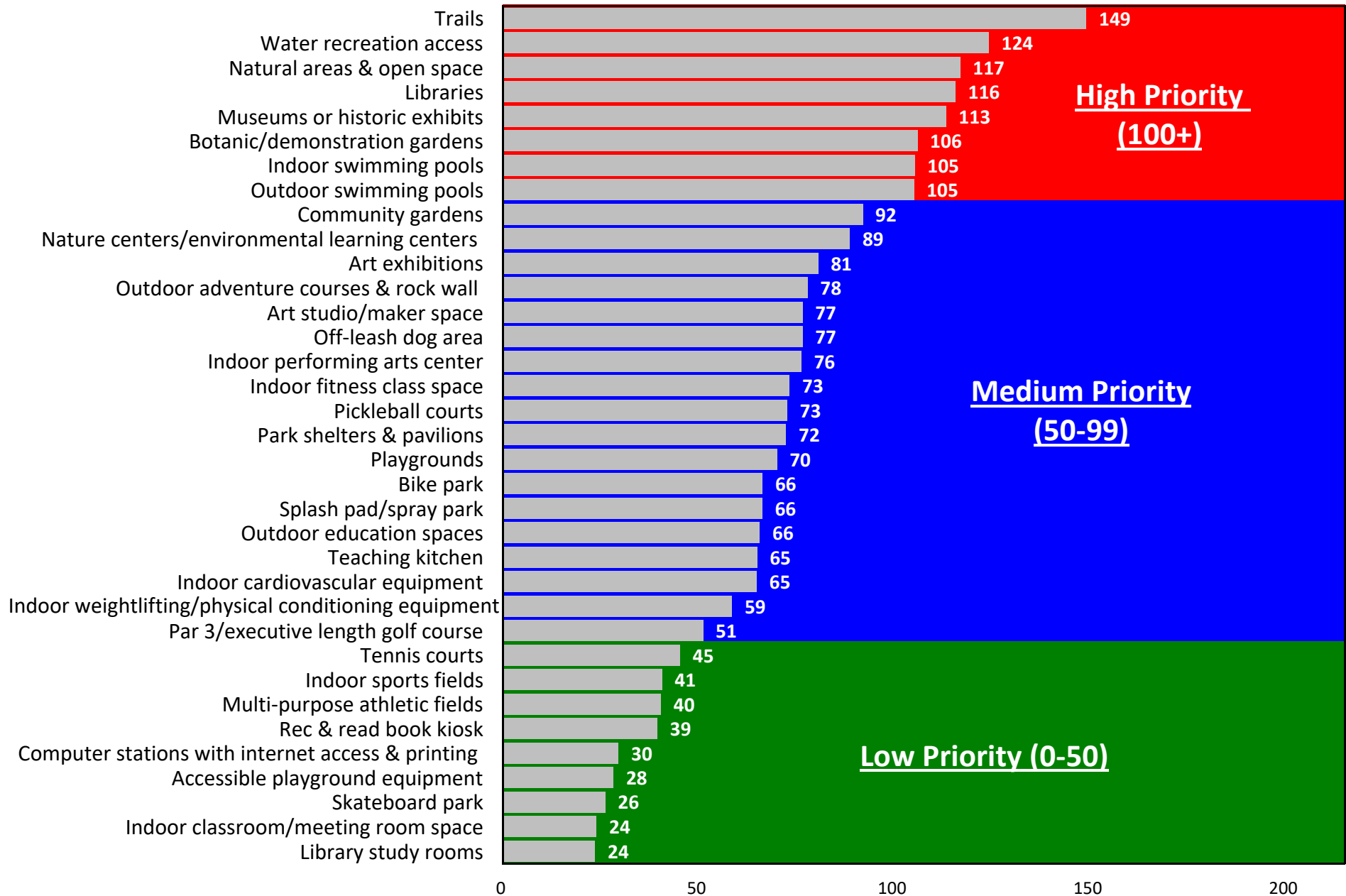
# Importance Rating for Facilities/Amenities

the rating for the item rated as the most important=100

the rating of all other items reflects the relative level of importance for each item compared to the item rated as the most important



# Top Priorities for Investment for Facilities/Amenities Based on Priority Investment Rating

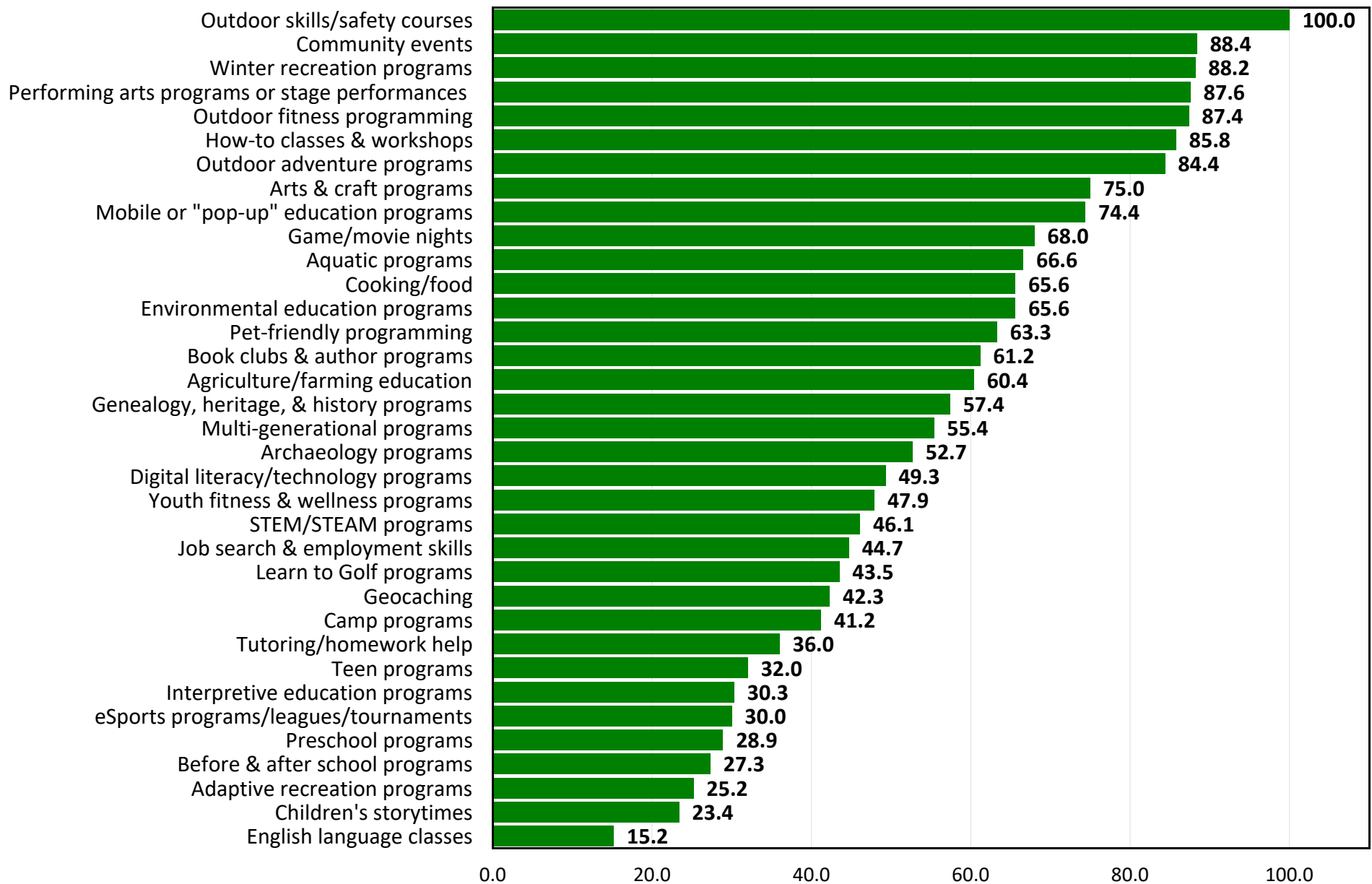




# Unmet Needs Rating for Programs

the rating for the item with the most unmet need=100

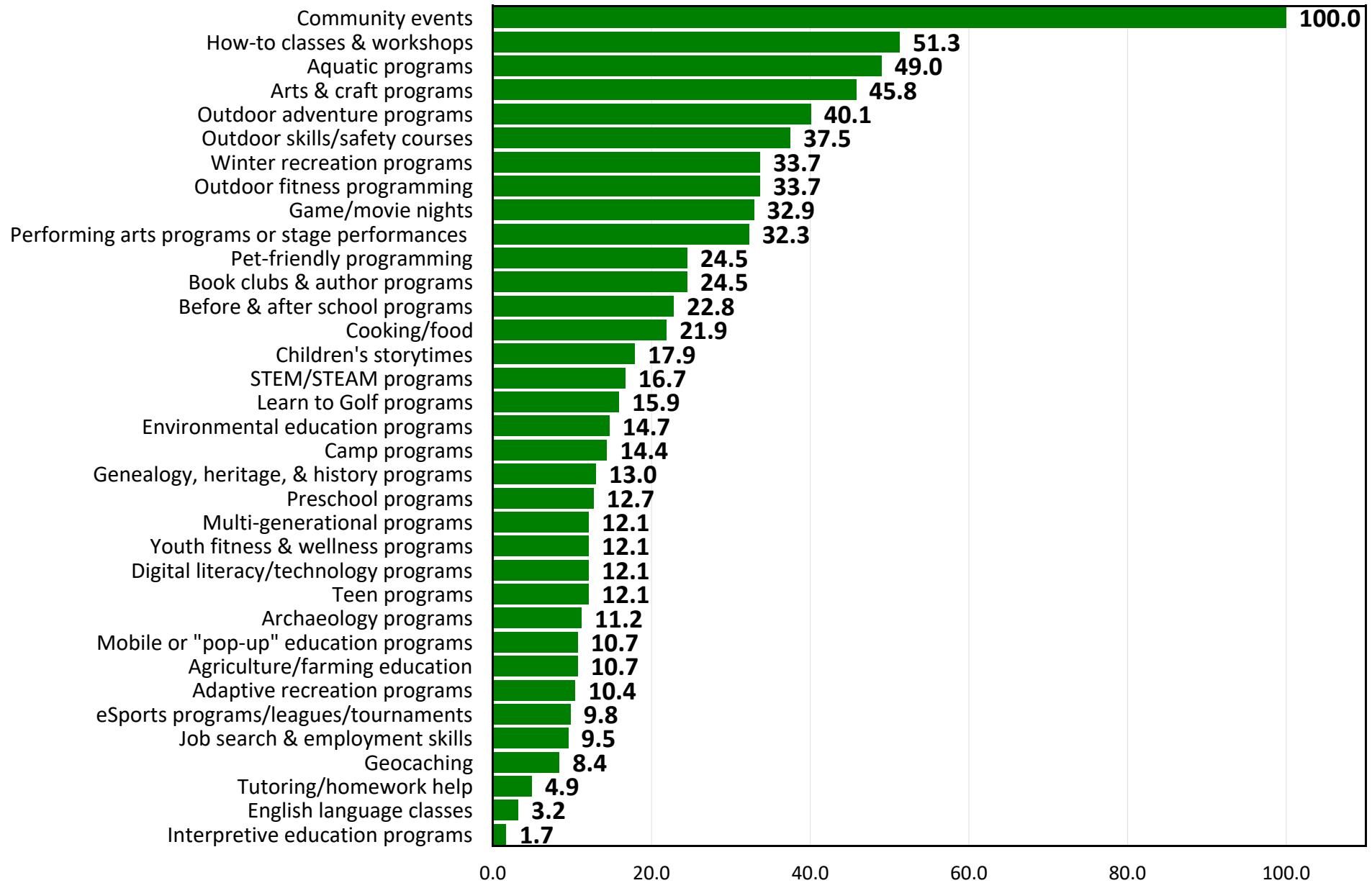
the rating of all other items reflects the relative amount of unmet need for each item compared to the item with the most unmet need



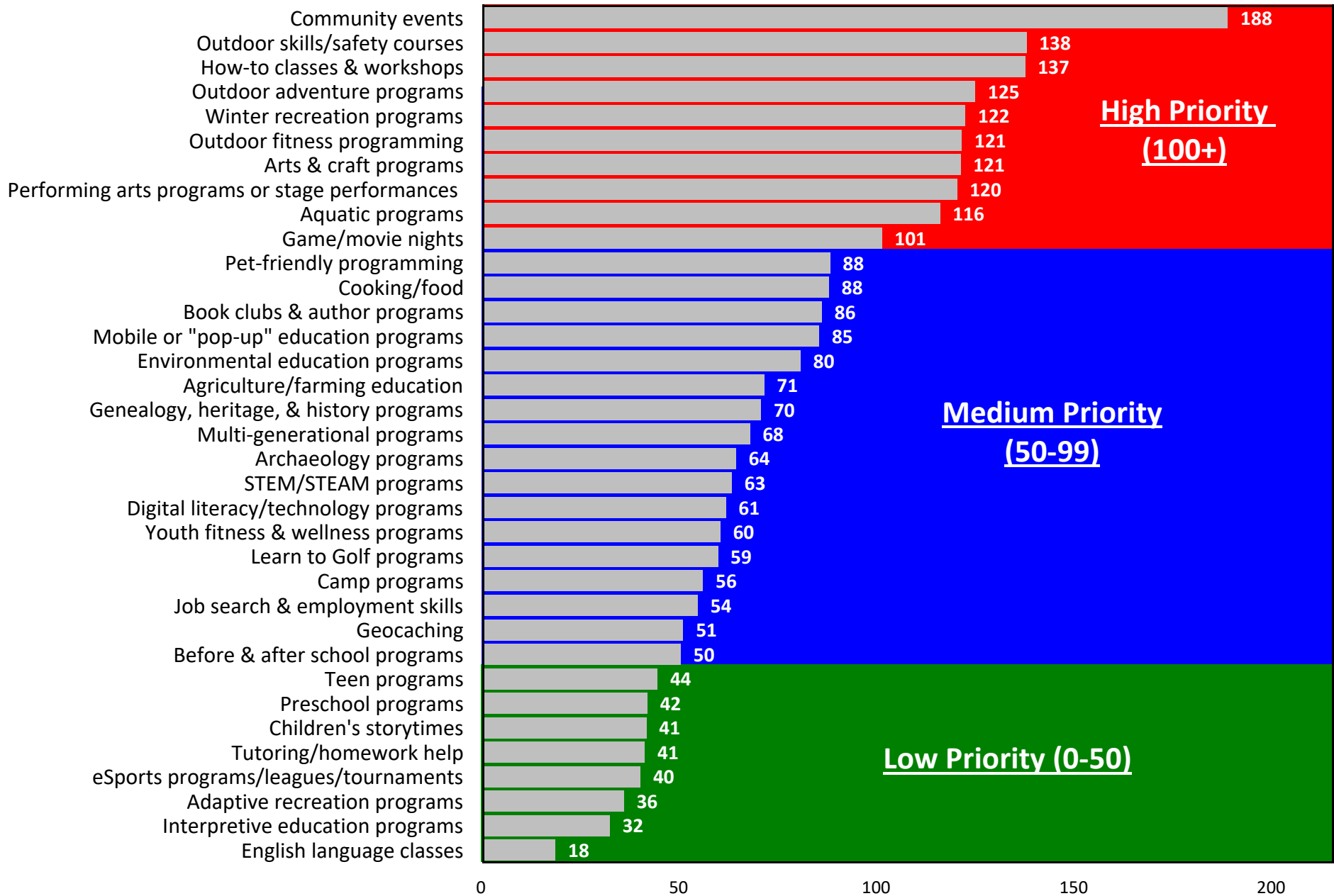
# Importance Rating for Programs

the rating for the item rated as the most important=100

the rating of all other items reflects the relative level of importance for each item compared to the item rated as the most important



# Top Priorities for Investment for Programs Based on Priority Investment Rating



**4**

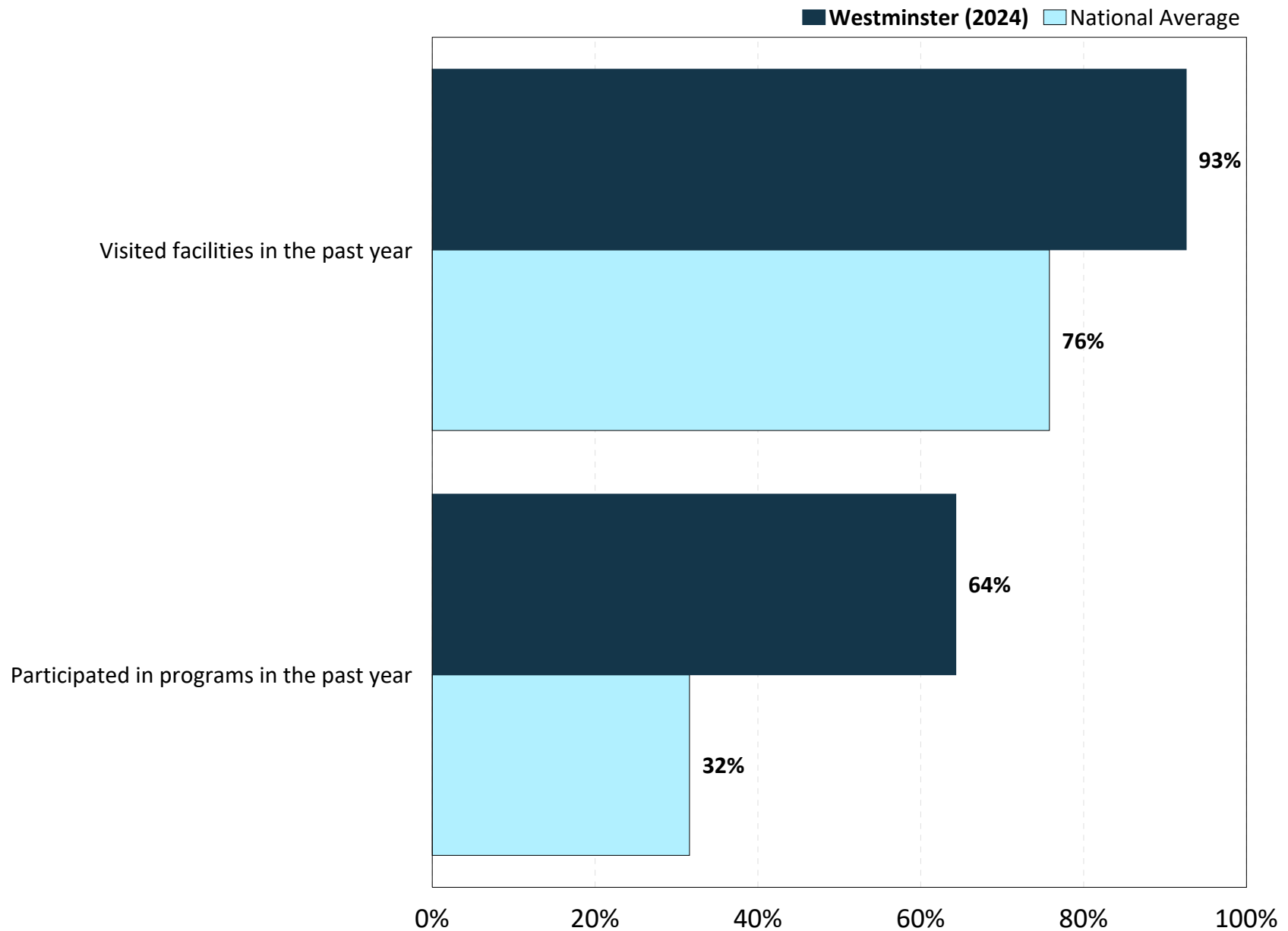
# Benchmarks

# National Benchmarks

**Note: The benchmarking data contained in this report is protected intellectual property. Any reproduction of the benchmarking information in this report by persons or organizations not directly affiliated with Westminster Parks and Recreation is not authorized without written consent from ETC Institute.**

# Usage of Facilities/Programs

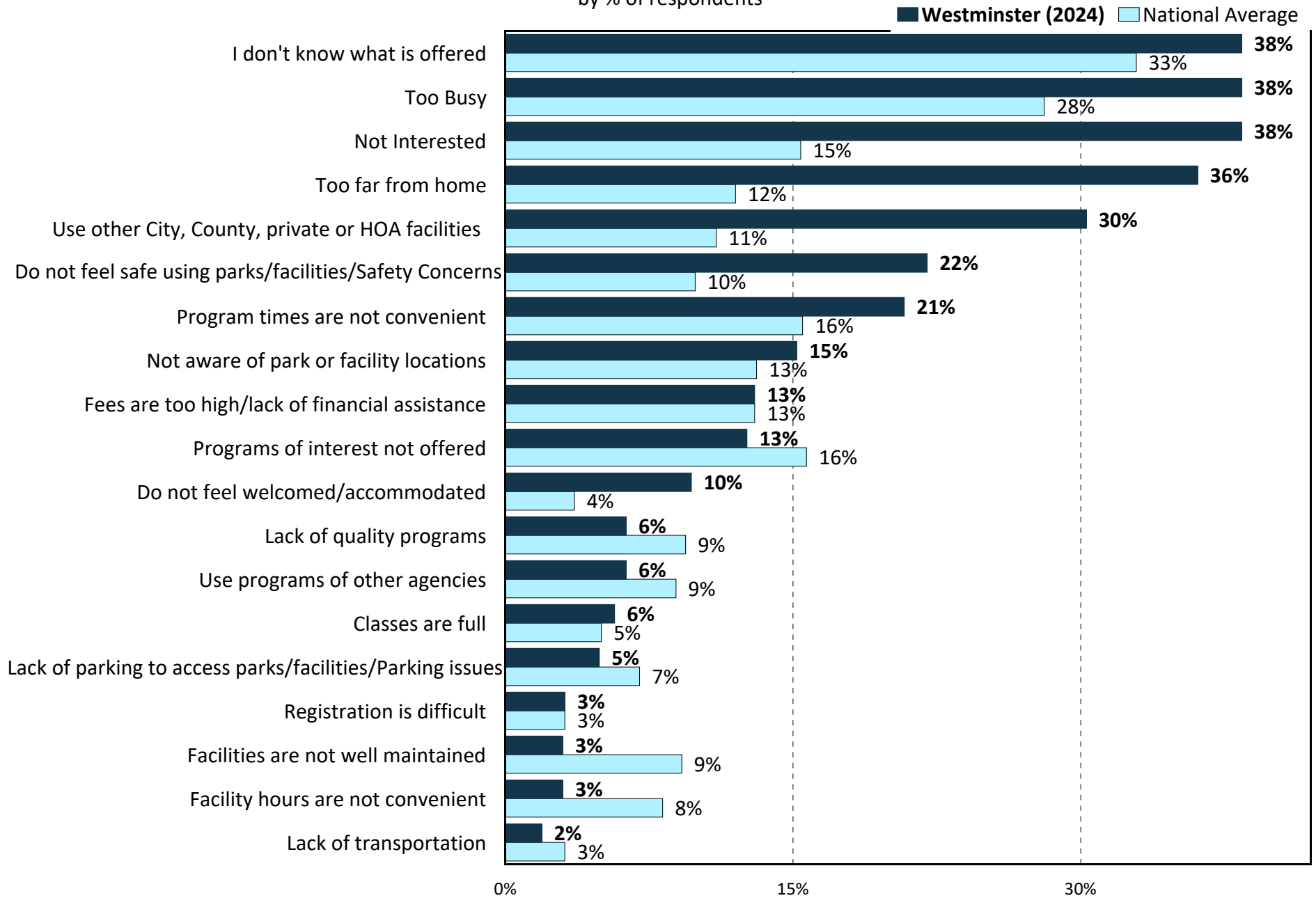
by percentage of respondents





# Barriers

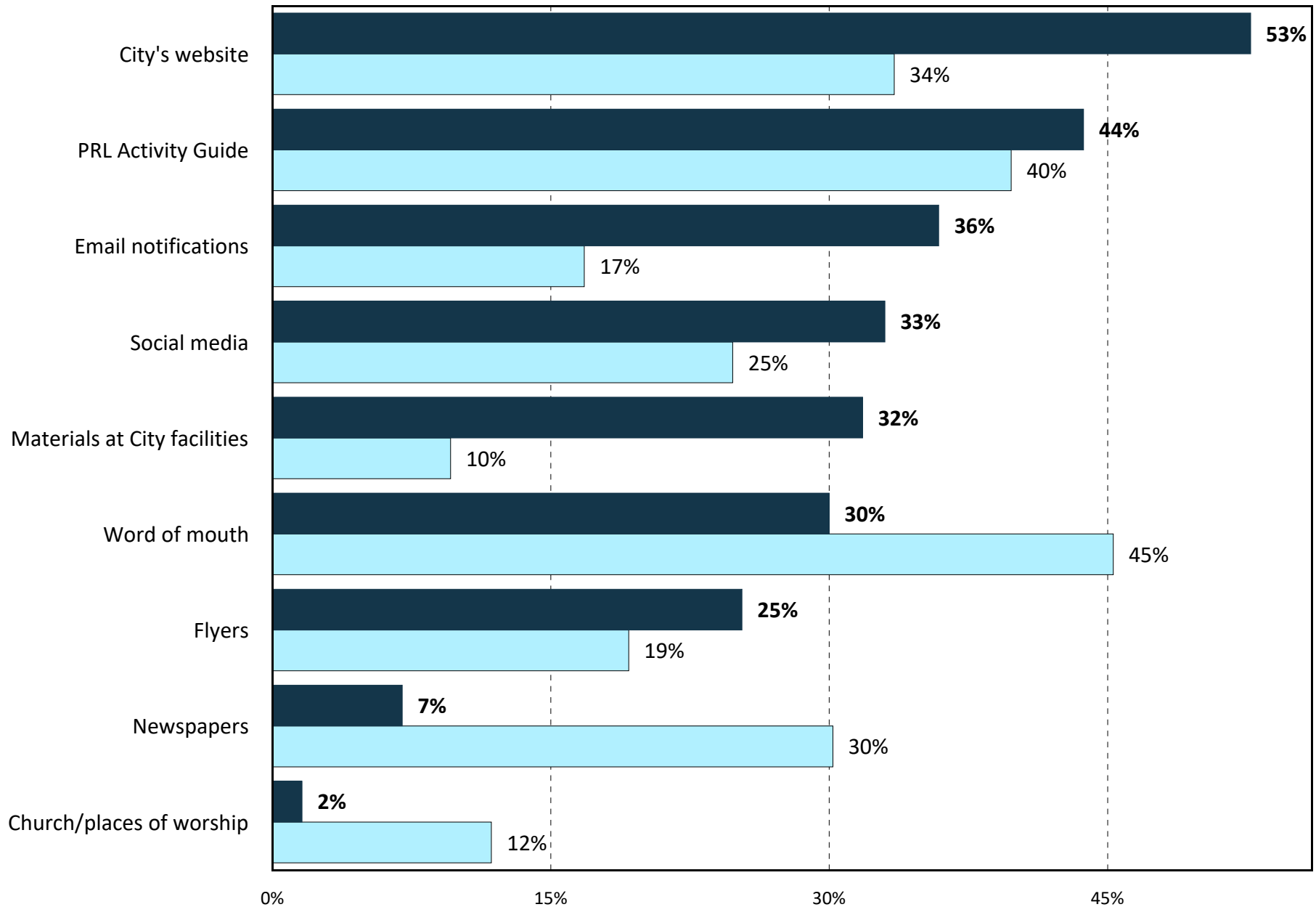
by % of respondents



# Sources Used for Information about Parks and Recreation

by % of respondents

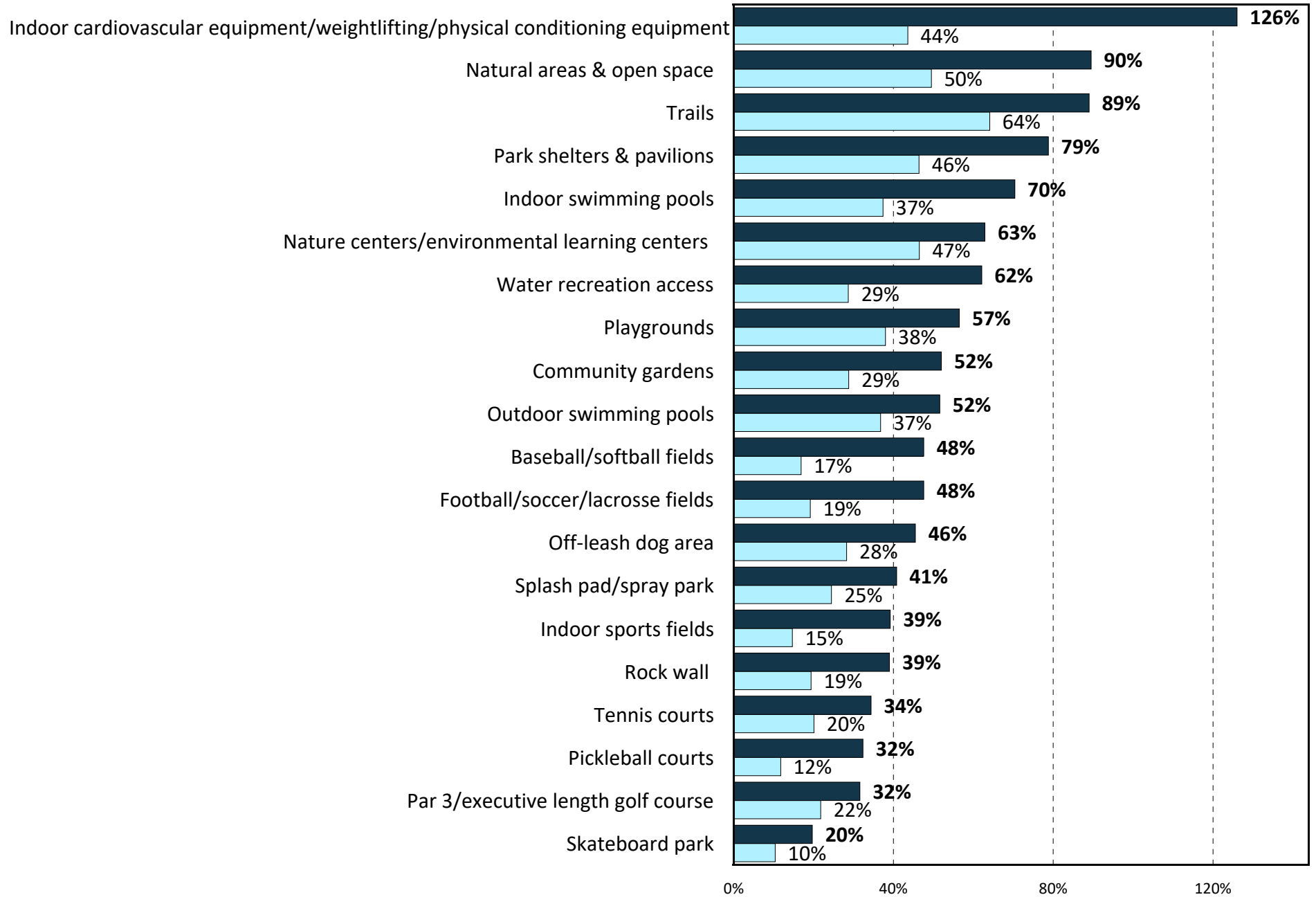
Westminster (2024) National Average



# Respondents with Need for Facilities and Amenities

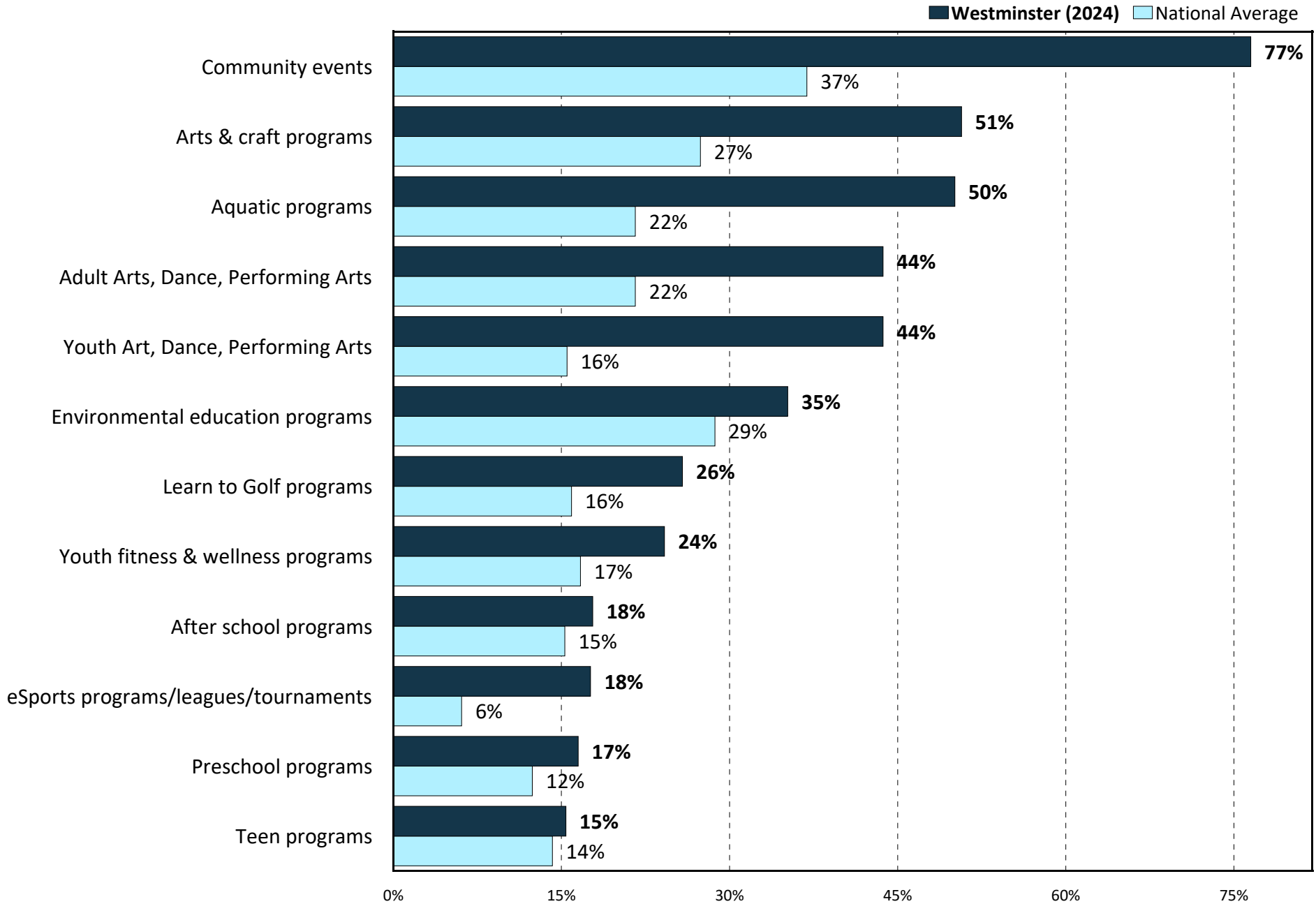
by percentage of respondents

■ Westminster (2024) ■ National Average



# Respondents with Need for Recreation Programs

by percentage of respondents



**5**

# Tabular Data

**Q1. During a typical year, do you or any members of your household visit any City of Westminster parks, recreation, and library facilities?**

Q1. Do you visit any City parks, recreation, & library facilities during a typical year	Number	Percent
Yes	413	92.6 %
No	33	7.4 %
Total	446	100.0 %

**Q1a. If your household does NOT visit any City of Westminster parks, recreation, and library facilities in a typical year, please CHECK ALL of the following reasons why you do NOT visit.**

Q1a. All the reasons why you do not visit any City parks, recreation, & library facilities	Number	Percent
Use other City, County, private or HOA facilities	10	30.3 %
Too far from home	9	27.3 %
Not aware of park or facility locations	5	15.2 %
Facilities are not well maintained	1	3.0 %
Old & outdated facilities	1	3.0 %
Lack of features we want to use	2	6.1 %
Lack of parking to access parks/facilities	1	3.0 %
Do not feel safe using parks/facilities	6	18.2 %
Do not feel welcomed/accommodated	3	9.1 %
Fees are too high/lack of financial assistance	2	6.1 %
Pandemic-related concerns	3	9.1 %
Facility hours are not convenient	1	3.0 %
My technology needs are met elsewhere	4	12.1 %
Other	8	24.2 %
Total	56	

**Q1a-19. Other:**

Q1a-19. Other	Number	Percent
Homeless using facilities	1	12.5 %
Too busy	1	12.5 %
Disabled	1	12.5 %
Not our priority	1	12.5 %
The class I want to take is always full	1	12.5 %
Currently in PT	1	12.5 %
Lack of time	1	12.5 %



I'm legally blind	1	12.5 %
Total	8	100.0 %

**Q2. During a typical year, do you or any members of your household participate in any City of Westminster parks, recreation, and library programs or events offered and/or hosted by the City of Westminster?**

Q2. Do you participate in any City parks, recreation, & library programs or events during a typical year

	Number	Percent
Yes	287	64.3 %
No	159	35.7 %
Total	446	100.0 %

**Q2a. If your household does NOT participate in any City of Westminster parks, recreation, and library programs or events during a typical year, please CHECK ALL of the following reasons why you have NOT participated.**

Q2a. All the reasons why you have not participated in any City parks, recreation, & library programs or events

	Number	Percent
I don't know what is offered	61	38.4 %
Use programs of other agencies	10	6.3 %
Lack of quality instructors	3	1.9 %
Lack of quality programs	10	6.3 %
Prefer individual activities	27	17.0 %
Too far from home	14	8.8 %
Program times are not convenient	33	20.8 %
Classes are full	9	5.7 %
Safety concerns	6	3.8 %
Fees are too high/lack of financial assistance	11	6.9 %
Prefer virtual programming	5	3.1 %
Do not feel welcomed/accommodated	1	0.6 %
Programs of interest not offered	20	12.6 %
Registration is difficult	5	3.1 %
Lack of transportation	3	1.9 %
Too busy/not interested	61	38.4 %
Language/cultural/age barriers	3	1.9 %
Parking issues	3	1.9 %
Total	285	

**Q3. Please CHECK ALL the ways you learn about the City of Westminster parks, recreation, and library news, activities, and events.**

Q3. All the ways you learn about City parks, recreation, & library news, activities, & events	Number	Percent
City's website	235	52.7 %
Other websites	13	2.9 %
Email notifications	160	35.9 %
Materials at City facilities	142	31.8 %
Temporary signs at parks or around City	188	42.2 %
Promotions at special events	62	13.9 %
City Council meetings	13	2.9 %
Church/places of worship	7	1.6 %
Flyers	113	25.3 %
PRL Activity Guide	195	43.7 %
Newspapers	31	7.0 %
Radio	16	3.6 %
City staff/elected officials	13	2.9 %
Social media (Facebook/Instagram/Twitter aka X)	147	33.0 %
Television	13	2.9 %
Word of mouth	134	30.0 %
Westminster Public Library mobile app	23	5.2 %
Other	12	2.7 %
Total	1517	

**Q3-2. Which other websites:**

Q3-2. Other websites	Number	Percent
Library website	3	42.9 %
Google	2	28.6 %
Facebook	1	14.3 %
westminstersoccer.net	1	14.3 %
Total	7	100.0 %

**Q3-18. Other:**

Q3-18. Other	Number	Percent
Newsletter	2	16.7 %
Mailing from the city	2	16.7 %
Mailings	1	8.3 %
Word of mouth	1	8.3 %
Standby Lake Library	1	8.3 %
Mailer sent to my house every month	1	8.3 %
Nextdoor	1	8.3 %
WESTMINSTER PUBLIC LIBRARY	1	8.3 %
Westminster Activity Guide	1	8.3 %
Westy Magazine	1	8.3 %
Total	12	100.0 %

**Q4. Please indicate how well your needs are being met for each of the parks, recreation, and library facilities/amenities in Westminster, listed alphabetically below, on a scale of 4 to 1, where 4 means your household's needs for the item are "Fully Met" and 1 means your households needs for the item are "Not Met."**

(N=446)

	Fully met	Mostly met	Partly met	Not met	No need
Q4-1. Accessible playground equipment	20.6%	15.7%	5.4%	0.9%	57.4%
Q4-2. Art exhibitions	13.2%	13.2%	18.2%	9.0%	46.4%
Q4-3. Art studio/maker space	6.7%	8.3%	12.8%	10.8%	61.4%
Q4-4. Bike park (pump track/skills park)	10.3%	9.9%	10.1%	9.4%	60.3%
Q4-5. Botanic/demonstration gardens	10.5%	12.3%	15.7%	19.1%	42.4%
Q4-6. Community gardens	10.5%	12.6%	14.6%	14.3%	48.0%
Q4-7. Computer stations with internet access & printing	17.9%	9.4%	6.1%	1.8%	64.8%
Q4-8. Indoor cardiovascular equipment (elliptical, treadmill, bikes)	34.5%	17.7%	8.1%	2.9%	36.8%
Q4-9. Indoor classroom/meeting room space	15.5%	15.9%	6.7%	1.6%	60.3%
Q4-10. Indoor fitness class space (aerobics, yoga, silver sneakers)	28.7%	20.2%	10.3%	3.8%	37.0%
Q4-11. Indoor performing arts center	8.5%	9.0%	10.1%	15.2%	57.2%
Q4-12. Indoor sports fields	13.9%	11.9%	8.5%	4.9%	60.8%
Q4-13. Indoor swimming pools	28.0%	23.1%	13.0%	6.3%	29.6%
Q4-14. Indoor weightlifting/physical conditioning equipment	32.3%	18.6%	9.0%	2.9%	37.2%
Q4-15. Libraries	44.8%	26.5%	9.6%	2.7%	16.4%
Q4-16. Library study rooms	22.2%	10.5%	5.4%	2.2%	59.6%
Q4-17. Multi-purpose athletic fields	20.4%	16.4%	6.5%	4.3%	52.5%
Q4-18. Museums or historic exhibits	11.0%	11.4%	22.4%	15.0%	40.1%

**Q4. Please indicate how well your needs are being met for each of the parks, recreation, and library facilities/amenities in Westminster, listed alphabetically below, on a scale of 4 to 1, where 4 means your household's needs for the item are "Fully Met" and 1 means your households needs for the item are "Not Met."**

	Fully met	Mostly met	Partly met	Not met	No need
Q4-19. Natural areas & open space	40.6%	31.2%	12.3%	5.4%	10.5%
Q4-20. Nature centers/environmental learning centers	16.1%	17.7%	21.3%	7.8%	37.0%
Q4-21. Off-leash dog area	17.9%	10.8%	11.4%	5.4%	54.5%
Q4-22. Outdoor adventure courses & rock wall	5.8%	6.3%	11.9%	15.0%	61.0%
Q4-23. Outdoor education spaces	7.8%	7.0%	15.0%	8.7%	61.4%
Q4-24. Outdoor swimming pools	10.3%	10.8%	12.8%	17.7%	48.4%
Q4-25. Par 3/executive length golf course	12.1%	7.0%	6.7%	5.8%	68.4%
Q4-26. Park shelters & pavilions	28.9%	28.3%	17.3%	4.3%	21.3%
Q4-27. Pickleball courts	6.1%	6.1%	11.2%	9.0%	67.7%
Q4-28. Playgrounds	24.2%	20.2%	9.2%	2.9%	43.5%
Q4-29. Rec & read book kiosk	10.3%	9.2%	9.6%	4.5%	66.4%
Q4-30. Skateboard park	6.1%	4.9%	4.9%	3.8%	80.3%
Q4-31. Splash pad/spray park	8.5%	10.3%	13.5%	8.5%	59.2%
Q4-32. Teaching kitchen	1.1%	2.9%	9.0%	13.9%	73.1%
Q4-33. Tennis courts	9.0%	11.2%	9.0%	5.2%	65.7%
Q4-34. Trails (walking, running, hiking, etc.)	40.6%	30.0%	15.7%	2.7%	11.0%
Q4-35. Water recreation access (stand up paddle board, kayak, canoe launches, fishing piers)	13.7%	12.3%	20.4%	15.7%	37.9%
Q4-36. Other	0.7%	0.2%	0.2%	3.8%	95.1%

**WITHOUT "NO NEED"**

**Q4. Please indicate how well your needs are being met for each of the parks, recreation, and library facilities/amenities in Westminster, listed alphabetically below, on a scale of 4 to 1, where 4 means your household's needs for the item are "Fully Met" and 1 means your households needs for the item are "Not Met." (without "no need")**

(N=446)

	Fully met	Mostly met	Partly met	Not met
Q4-1. Accessible playground equipment	48.4%	36.8%	12.6%	2.1%
Q4-2. Art exhibitions	24.7%	24.7%	33.9%	16.7%
Q4-3. Art studio/maker space	17.4%	21.5%	33.1%	27.9%
Q4-4. Bike park (pump track/skills park)	26.0%	24.9%	25.4%	23.7%
Q4-5. Botanic/demonstration gardens	18.3%	21.4%	27.2%	33.1%
Q4-6. Community gardens	20.3%	24.1%	28.0%	27.6%
Q4-7. Computer stations with internet access & printing	51.0%	26.8%	17.2%	5.1%
Q4-8. Indoor cardiovascular equipment (elliptical, treadmill, bikes)	54.6%	28.0%	12.8%	4.6%
Q4-9. Indoor classroom/meeting room space	39.0%	40.1%	16.9%	4.0%
Q4-10. Indoor fitness class space (aerobics, yoga, silver sneakers)	45.6%	32.0%	16.4%	6.0%
Q4-11. Indoor performing arts center	19.9%	20.9%	23.6%	35.6%
Q4-12. Indoor sports fields	35.4%	30.3%	21.7%	12.6%
Q4-13. Indoor swimming pools	39.8%	32.8%	18.5%	8.9%
Q4-14. Indoor weightlifting/physical conditioning equipment	51.4%	29.6%	14.3%	4.6%
Q4-15. Libraries	53.6%	31.6%	11.5%	3.2%
Q4-16. Library study rooms	55.0%	26.1%	13.3%	5.6%
Q4-17. Multi-purpose athletic fields	42.9%	34.4%	13.7%	9.0%
Q4-18. Museums or historic exhibits	18.4%	19.1%	37.5%	25.1%

**WITHOUT "NO NEED"**

**Q4. Please indicate how well your needs are being met for each of the parks, recreation, and library facilities/amenities in Westminster, listed alphabetically below, on a scale of 4 to 1, where 4 means your household's needs for the item are "Fully Met" and 1 means your households needs for the item are "Not Met." (without "no need")**

	Fully met	Mostly met	Partly met	Not met
Q4-19. Natural areas & open space	45.4%	34.8%	13.8%	6.0%
Q4-20. Nature centers/environmental learning centers	25.6%	28.1%	33.8%	12.5%
Q4-21. Off-leash dog area	39.4%	23.6%	25.1%	11.8%
Q4-22. Outdoor adventure courses & rock wall	14.9%	16.1%	30.5%	38.5%
Q4-23. Outdoor education spaces	20.3%	18.0%	39.0%	22.7%
Q4-24. Outdoor swimming pools	20.0%	20.9%	24.8%	34.3%
Q4-25. Par 3/executive length golf course	38.3%	22.0%	21.3%	18.4%
Q4-26. Park shelters & pavilions	36.8%	35.9%	21.9%	5.4%
Q4-27. Pickleball courts	18.8%	18.8%	34.7%	27.8%
Q4-28. Playgrounds	42.9%	35.7%	16.3%	5.2%
Q4-29. Rec & read book kiosk	30.7%	27.3%	28.7%	13.3%
Q4-30. Skateboard park	30.7%	25.0%	25.0%	19.3%
Q4-31. Splash pad/spray park	20.9%	25.3%	33.0%	20.9%
Q4-32. Teaching kitchen	4.2%	10.8%	33.3%	51.7%
Q4-33. Tennis courts	26.1%	32.7%	26.1%	15.0%
Q4-34. Trails (walking, running, hiking, etc.)	45.6%	33.8%	17.6%	3.0%
Q4-35. Water recreation access (stand up paddle board, kayak, canoe launches, fishing piers)	22.0%	19.9%	32.9%	25.3%
Q4-36. Other	13.6%	4.5%	4.5%	77.3%

**Q5. Which FOUR facilities/amenities from the list in Question 4 are MOST IMPORTANT to your household?**

<u>Q5. Top choice</u>	<u>Number</u>	<u>Percent</u>
Accessible playground equipment	14	3.1 %
Art exhibitions	3	0.7 %
Art studio/maker space	4	0.9 %
Bike park (pump track/skills park)	9	2.0 %
Botanic/demonstration gardens	5	1.1 %
Community gardens	7	1.6 %
Computer stations with internet access & printing	2	0.4 %
Indoor cardiovascular equipment (elliptical, treadmill, bikes)	21	4.7 %
Indoor classroom/meeting room space	1	0.2 %
Indoor fitness class space (aerobics, yoga, silver sneakers)	26	5.8 %
Indoor performing arts center	2	0.4 %
Indoor sports fields	2	0.4 %
Indoor swimming pools	43	9.6 %
Indoor weightlifting/physical conditioning equipment	8	1.8 %
Libraries	52	11.7 %
Library study rooms	2	0.4 %
Multi-purpose athletic fields	5	1.1 %
Museums or historic exhibits	1	0.2 %
Natural areas & open space	34	7.6 %
Off-leash dog area	18	4.0 %
Outdoor adventure courses & rock wall	2	0.4 %
Outdoor education spaces	1	0.2 %
Outdoor swimming pools	10	2.2 %
Par 3/executive length golf course	5	1.1 %
Park shelters & pavilions	4	0.9 %
Pickleball courts	17	3.8 %
Playgrounds	22	4.9 %
Rec & read book kiosk	1	0.2 %
Skateboard park	1	0.2 %
Splash pad/spray park	1	0.2 %
Tennis courts	3	0.7 %
Trails (walking, running, hiking, etc.)	70	15.7 %
Water recreation access (stand up paddle board, kayak, canoe launches, fishing piers)	12	2.7 %
None chosen	38	8.5 %
Total	446	100.0 %



**Q5. Which FOUR facilities/amenities from the list in Question 4 are MOST IMPORTANT to your household?**

<u>Q5. 2nd choice</u>	<u>Number</u>	<u>Percent</u>
Accessible playground equipment	3	0.7 %
Art exhibitions	5	1.1 %
Art studio/maker space	10	2.2 %
Bike park (pump track/skills park)	9	2.0 %
Botanic/demonstration gardens	8	1.8 %
Community gardens	5	1.1 %
Computer stations with internet access & printing	5	1.1 %
Indoor cardiovascular equipment (elliptical, treadmill, bikes)	22	4.9 %
Indoor fitness class space (aerobics, yoga, silver sneakers)	26	5.8 %
Indoor performing arts center	3	0.7 %
Indoor sports fields	5	1.1 %
Indoor swimming pools	30	6.7 %
Indoor weightlifting/physical conditioning equipment	23	5.2 %
Libraries	43	9.6 %
Library study rooms	1	0.2 %
Multi-purpose athletic fields	7	1.6 %
Museums or historic exhibits	5	1.1 %
Natural areas & open space	37	8.3 %
Nature centers/environmental learning centers	6	1.3 %
Off-leash dog area	18	4.0 %
Outdoor adventure courses & rock wall	1	0.2 %
Outdoor swimming pools	10	2.2 %
Par 3/executive length golf course	8	1.8 %
Park shelters & pavilions	4	0.9 %
Pickleball courts	6	1.3 %
Playgrounds	20	4.5 %
Skateboard park	4	0.9 %
Splash pad/spray park	4	0.9 %
Teaching kitchen	1	0.2 %
Tennis courts	6	1.3 %
Trails (walking, running, hiking, etc.)	53	11.9 %
Water recreation access (stand up paddle board, kayak, canoe launches, fishing piers)	14	3.1 %
None chosen	44	9.9 %
Total	446	100.0 %

**Q5. Which FOUR facilities/amenities from the list in Question 4 are MOST IMPORTANT to your household?**

Q5. 3rd choice	Number	Percent
Accessible playground equipment	3	0.7 %
Art exhibitions	5	1.1 %
Art studio/maker space	10	2.2 %
Bike park (pump track/skills park)	8	1.8 %
Botanic/demonstration gardens	6	1.3 %
Community gardens	9	2.0 %
Computer stations with internet access & printing	4	0.9 %
Indoor cardiovascular equipment (elliptical, treadmill, bikes)	18	4.0 %
Indoor classroom/meeting room space	1	0.2 %
Indoor fitness class space (aerobics, yoga, silver sneakers)	9	2.0 %
Indoor performing arts center	8	1.8 %
Indoor swimming pools	23	5.2 %
Indoor weightlifting/physical conditioning equipment	12	2.7 %
Libraries	49	11.0 %
Library study rooms	3	0.7 %
Multi-purpose athletic fields	8	1.8 %
Museums or historic exhibits	9	2.0 %
Natural areas & open space	45	10.1 %
Nature centers/environmental learning centers	4	0.9 %
Off-leash dog area	18	4.0 %
Outdoor adventure courses & rock wall	4	0.9 %
Outdoor education spaces	2	0.4 %
Outdoor swimming pools	16	3.6 %
Par 3/executive length golf course	13	2.9 %
Park shelters & pavilions	11	2.5 %
Pickleball courts	7	1.6 %
Playgrounds	21	4.7 %
Rec & read book kiosk	2	0.4 %
Skateboard park	1	0.2 %
Splash pad/spray park	1	0.2 %
Teaching kitchen	4	0.9 %
Tennis courts	2	0.4 %
Trails (walking, running, hiking, etc.)	45	10.1 %
Water recreation access (stand up paddle board, kayak, canoe launches, fishing piers)	13	2.9 %
None chosen	52	11.7 %
Total	446	100.0 %

**Q5. Which FOUR facilities/amenities from the list in Question 4 are MOST IMPORTANT to your household?**

Q5. 4th choice	Number	Percent
Accessible playground equipment	4	0.9 %
Art exhibitions	4	0.9 %
Art studio/maker space	5	1.1 %
Bike park (pump track/skills park)	4	0.9 %
Botanic/demonstration gardens	9	2.0 %
Community gardens	10	2.2 %
Computer stations with internet access & printing	7	1.6 %
Indoor cardiovascular equipment (elliptical, treadmill, bikes)	14	3.1 %
Indoor classroom/meeting room space	2	0.4 %
Indoor fitness class space (aerobics, yoga, silver sneakers)	14	3.1 %
Indoor performing arts center	5	1.1 %
Indoor sports fields	3	0.7 %
Indoor swimming pools	17	3.8 %
Indoor weightlifting/physical conditioning equipment	13	2.9 %
Libraries	30	6.7 %
Library study rooms	1	0.2 %
Multi-purpose athletic fields	4	0.9 %
Museums or historic exhibits	13	2.9 %
Natural areas & open space	30	6.7 %
Nature centers/environmental learning centers	13	2.9 %
Off-leash dog area	13	2.9 %
Outdoor adventure courses & rock wall	6	1.3 %
Outdoor education spaces	2	0.4 %
Outdoor swimming pools	14	3.1 %
Par 3/executive length golf course	11	2.5 %
Park shelters & pavilions	12	2.7 %
Pickleball courts	9	2.0 %
Playgrounds	16	3.6 %
Rec & read book kiosk	1	0.2 %
Splash pad/spray park	10	2.2 %
Teaching kitchen	3	0.7 %
Tennis courts	5	1.1 %
Trails (walking, running, hiking, etc.)	42	9.4 %
Water recreation access (stand up paddle board, kayak, canoe launches, fishing piers)	19	4.3 %
None chosen	81	18.2 %
Total	446	100.0 %

**Q5. Which FOUR facilities/amenities from the list in Question 4 are MOST IMPORTANT to your household? (top 4)**

Q5. Top choice	Number	Percent
Accessible playground equipment	24	5.4 %
Art exhibitions	17	3.8 %
Art studio/maker space	29	6.5 %
Bike park (pump track/skills park)	30	6.7 %
Botanic/demonstration gardens	28	6.3 %
Community gardens	31	7.0 %
Computer stations with internet access & printing	18	4.0 %
Indoor cardiovascular equipment (elliptical, treadmill, bikes)	75	16.8 %
Indoor classroom/meeting room space	4	0.9 %
Indoor fitness class space (aerobics, yoga, silver sneakers)	75	16.8 %
Indoor performing arts center	18	4.0 %
Indoor sports fields	10	2.2 %
Indoor swimming pools	113	25.3 %
Indoor weightlifting/physical conditioning equipment	56	12.6 %
Libraries	174	39.0 %
Library study rooms	7	1.6 %
Multi-purpose athletic fields	24	5.4 %
Museums or historic exhibits	28	6.3 %
Natural areas & open space	146	32.7 %
Nature centers/environmental learning centers	23	5.2 %
Off-leash dog area	67	15.0 %
Outdoor adventure courses & rock wall	13	2.9 %
Outdoor education spaces	5	1.1 %
Outdoor swimming pools	50	11.2 %
Par 3/executive length golf course	37	8.3 %
Park shelters & pavilions	31	7.0 %
Pickleball courts	39	8.7 %
Playgrounds	79	17.7 %
Rec & read book kiosk	4	0.9 %
Skateboard park	6	1.3 %
Splash pad/spray park	16	3.6 %
Teaching kitchen	8	1.8 %
Tennis courts	16	3.6 %
Trails (walking, running, hiking, etc.)	210	47.1 %
Water recreation access (stand up paddle board, kayak, canoe launches, fishing piers)	58	13.0 %
None chosen	38	8.5 %
Total	1607	

**Q6. Please indicate how well your needs are being met for each of the parks, recreation, and library programs in Westminster, listed alphabetically below, on a scale of 4 to 1, where 4 means your household's needs for the item are "Fully Met" and 1 means your households needs for the item are "Not Met."**

(N=446)

	Fully met	Mostly met	Partly met	Not met	No need
Q6-1. Adaptive recreation programs	4.5%	6.1%	5.8%	3.1%	80.5%
Q6-2. Agriculture/farming education	2.0%	3.6%	10.3%	11.2%	72.9%
Q6-3. Aquatic programs	11.2%	15.2%	15.0%	8.7%	49.8%
Q6-4. Archaeology programs	2.0%	3.1%	6.7%	12.1%	76.0%
Q6-5. Arts & craft programs	9.0%	15.0%	19.1%	7.6%	49.3%
Q6-6. Before & after school programs	4.3%	3.8%	5.4%	4.3%	82.3%
Q6-7. Book clubs & author programs	7.2%	7.6%	13.7%	8.1%	63.5%
Q6-8. Camp programs	4.3%	4.3%	8.5%	6.1%	76.9%
Q6-9. Children's storytimes	7.0%	7.2%	5.6%	2.7%	77.6%
Q6-10. Community events (concerts, festivals, races, outdoor movies)	19.3%	25.8%	23.1%	8.3%	23.5%
Q6-11. Cooking/food	3.8%	6.1%	11.9%	11.4%	66.8%
Q6-12. Digital literacy/technology programs	5.2%	4.5%	11.0%	6.5%	72.9%
Q6-13. English language classes	2.0%	1.8%	2.7%	2.7%	90.8%
Q6-14. Environmental education programs	4.5%	7.4%	13.2%	10.1%	64.8%
Q6-15. eSports programs/leagues/tournaments	3.1%	3.8%	5.8%	4.9%	82.3%
Q6-16. Game/movie nights	7.6%	9.0%	15.9%	8.3%	59.2%
Q6-17. Genealogy, heritage, & history programs	4.5%	6.5%	9.0%	11.4%	68.6%

Q6-18. Geocaching	2.7%	2.7%	6.5%	8.5%	79.6%
-------------------	------	------	------	------	-------

**Q6. Please indicate how well your needs are being met for each of the parks, recreation, and library programs in Westminster, listed alphabetically below, on a scale of 4 to 1, where 4 means your household's needs for the item are "Fully Met" and 1 means your households needs for the item are "Not Met."**

	Fully met	Mostly met	Partly met	Not met	No need
Q6-19. How-to classes & workshops	6.7%	10.1%	17.5%	13.0%	52.7%
Q6-20. Interpretive education programs	2.9%	4.0%	5.4%	5.4%	82.3%
Q6-21. Job search & employment skills	3.6%	2.7%	8.3%	7.6%	77.8%
Q6-22. Learn to Golf programs	4.0%	6.3%	7.4%	8.1%	74.2%
Q6-23. Mobile or "pop-up" education programs (i.e., programming brought directly to neighborhoods)	3.1%	4.5%	9.0%	17.5%	65.9%
Q6-24. Multi-generational programs	2.9%	2.5%	8.3%	11.4%	74.9%
Q6-25. Outdoor adventure programs	4.9%	8.3%	16.8%	13.2%	56.7%
Q6-26. Outdoor fitness programming	6.1%	7.8%	15.9%	15.2%	54.9%
Q6-27. Outdoor skills/safety courses (survival skills, wilderness first aid, etc.)	4.7%	4.0%	13.2%	22.4%	55.6%
Q6-28. Performing arts programs or stage performances	5.4%	7.2%	14.3%	16.8%	56.3%
Q6-29. Pet-friendly programming	4.3%	5.6%	9.0%	13.5%	67.7%
Q6-30. Preschool programs	3.1%	3.1%	6.5%	3.8%	83.4%
Q6-31. STEM/STEAM programs	2.9%	3.4%	9.9%	6.5%	77.4%
Q6-32. Teen programs	2.0%	2.0%	5.8%	5.6%	84.5%
Q6-33. Tutoring/homework help	2.0%	1.6%	5.8%	7.0%	83.6%
Q6-34. Winter recreation programs (e.g., tubing, cross country skiing, etc.)	3.1%	4.3%	11.9%	19.5%	61.2%
Q6-35. Youth fitness & wellness programs	3.4%	3.8%	9.4%	7.6%	75.8%
Q6-36. Other	0.0%	0.0%	0.0%	2.0%	98.0%



**WITHOUT "NO NEED"**

**Q6. Please indicate how well your needs are being met for each of the parks, recreation, and library programs in Westminster, listed alphabetically below, on a scale of 4 to 1, where 4 means your household's needs for the item are "Fully Met" and 1 means your households needs for the item are "Not Met." (without "no need")**

(N=446)

	Fully met	Mostly met	Partly met	Not met
Q6-1. Adaptive recreation programs	23.0%	31.0%	29.9%	16.1%
Q6-2. Agriculture/farming education	7.4%	13.2%	38.0%	41.3%
Q6-3. Aquatic programs	22.3%	30.4%	29.9%	17.4%
Q6-4. Archaeology programs	8.4%	13.1%	28.0%	50.5%
Q6-5. Arts & craft programs	17.7%	29.6%	37.6%	15.0%
Q6-6. Before & after school programs	24.1%	21.5%	30.4%	24.1%
Q6-7. Book clubs & author programs	19.6%	20.9%	37.4%	22.1%
Q6-8. Camp programs	18.4%	18.4%	36.9%	26.2%
Q6-9. Children's storytimes	31.0%	32.0%	25.0%	12.0%
Q6-10. Community events (concerts, festivals, races, outdoor movies)	25.2%	33.7%	30.2%	10.9%
Q6-11. Cooking/food	11.5%	18.2%	35.8%	34.5%
Q6-12. Digital literacy/technology programs	19.0%	16.5%	40.5%	24.0%
Q6-13. English language classes	22.0%	19.5%	29.3%	29.3%
Q6-14. Environmental education programs	12.7%	21.0%	37.6%	28.7%
Q6-15. eSports programs/leagues/tournaments	17.7%	21.5%	32.9%	27.8%
Q6-16. Game/movie nights	18.7%	22.0%	39.0%	20.3%
Q6-17. Genealogy, heritage, & history programs	14.3%	20.7%	28.6%	36.4%
Q6-18. Geocaching	13.2%	13.2%	31.9%	41.8%

**WITHOUT "NO NEED"**

**Q6. Please indicate how well your needs are being met for each of the parks, recreation, and library programs in Westminster, listed alphabetically below, on a scale of 4 to 1, where 4 means your household's needs for the item are "Fully Met" and 1 means your households needs for the item are "Not Met." (without "no need")**

	Fully met	Mostly met	Partly met	Not met
Q6-19. How-to classes & workshops	14.2%	21.3%	37.0%	27.5%
Q6-20. Interpretive education programs	16.5%	22.8%	30.4%	30.4%
Q6-21. Job search & employment skills	16.2%	12.1%	37.4%	34.3%
Q6-22. Learn to Golf programs	15.7%	24.3%	28.7%	31.3%
Q6-23. Mobile or "pop-up" education programs (i.e., programming brought directly to neighborhoods)	9.2%	13.2%	26.3%	51.3%
Q6-24. Multi-generational programs	11.6%	9.8%	33.0%	45.5%
Q6-25. Outdoor adventure programs	11.4%	19.2%	38.9%	30.6%
Q6-26. Outdoor fitness programming	13.4%	17.4%	35.3%	33.8%
Q6-27. Outdoor skills/safety courses (survival skills, wilderness first aid, etc.)	10.6%	9.1%	29.8%	50.5%
Q6-28. Performing arts programs or stage performances	12.3%	16.4%	32.8%	38.5%
Q6-29. Pet-friendly programming	13.2%	17.4%	27.8%	41.7%
Q6-30. Preschool programs	18.9%	18.9%	39.2%	23.0%
Q6-31. STEM/STEAM programs	12.9%	14.9%	43.6%	28.7%
Q6-32. Teen programs	13.0%	13.0%	37.7%	36.2%
Q6-33. Tutoring/homework help	12.3%	9.6%	35.6%	42.5%
Q6-34. Winter recreation programs (e.g., tubing, cross country skiing, etc.)	8.1%	11.0%	30.6%	50.3%
Q6-35. Youth fitness & wellness programs	13.9%	15.7%	38.9%	31.5%
Q6-36. Other	0.0%	0.0%	0.0%	100.0%

**Q7. Which FOUR programs from the list in Question 6 are MOST IMPORTANT to your household?**

<u>Q7. Top choice</u>	<u>Number</u>	<u>Percent</u>
Adaptive recreation programs	10	2.2 %
Agriculture/farming education	6	1.3 %
Aquatic programs	36	8.1 %
Archaeology programs	7	1.6 %
Arts & craft programs	24	5.4 %
Before & after school programs	11	2.5 %
Book clubs & author programs	13	2.9 %
Camp programs	9	2.0 %
Children's storytimes	10	2.2 %
Community events (concerts, festivals, races, outdoor movies)	68	15.2 %
Cooking/food	3	0.7 %
Digital literacy/technology programs	5	1.1 %
English language classes	1	0.2 %
Environmental education programs	8	1.8 %
eSports programs/leagues/tournaments	5	1.1 %
Game/movie nights	4	0.9 %
Genealogy, heritage, & history programs	4	0.9 %
Geocaching	4	0.9 %
How-to classes & workshops	11	2.5 %
Job search & employment skills	2	0.4 %
Learn to Golf programs	6	1.3 %
Mobile or "pop-up" education programs (i.e., programming brought directly to neighborhoods)	2	0.4 %
Multi-generational programs	6	1.3 %
Outdoor adventure programs	11	2.5 %
Outdoor fitness programming	8	1.8 %
Outdoor skills/safety courses (survival skills, wilderness first aid, etc.)	8	1.8 %
Performing arts programs or stage performances	10	2.2 %
Pet-friendly programming	12	2.7 %
Preschool programs	5	1.1 %
STEM/STEAM programs	7	1.6 %
Teen programs	2	0.4 %
Tutoring/homework help	2	0.4 %
Winter recreation programs (e.g., tubing, cross country skiing, etc.)	12	2.7 %
Youth fitness & wellness programs	4	0.9 %
<u>None chosen</u>	<u>110</u>	<u>24.7 %</u>
<b>Total</b>	<b>446</b>	<b>100.0 %</b>

**Q7. Which FOUR programs from the list in Question 6 are MOST IMPORTANT to your household?**

Q7. 2nd choice	Number	Percent
Adaptive recreation programs	3	0.7 %
Agriculture/farming education	1	0.2 %
Aquatic programs	18	4.0 %
Archaeology programs	3	0.7 %
Arts & craft programs	22	4.9 %
Before & after school programs	11	2.5 %
Book clubs & author programs	8	1.8 %
Camp programs	6	1.3 %
Children's storytimes	9	2.0 %
Community events (concerts, festivals, races, outdoor movies)	42	9.4 %
Cooking/food	9	2.0 %
Digital literacy/technology programs	4	0.9 %
English language classes	1	0.2 %
Environmental education programs	5	1.1 %
eSports programs/leagues/tournaments	4	0.9 %
Game/movie nights	18	4.0 %
Genealogy, heritage, & history programs	8	1.8 %
How-to classes & workshops	29	6.5 %
Interpretive education programs	1	0.2 %
Job search & employment skills	5	1.1 %
Learn to Golf programs	6	1.3 %
Mobile or "pop-up" education programs (i.e., programming brought directly to neighborhoods)	4	0.9 %
Multi-generational programs	2	0.4 %
Outdoor adventure programs	17	3.8 %
Outdoor fitness programming	15	3.4 %
Outdoor skills/safety courses (survival skills, wilderness first aid, etc.)	17	3.8 %
Performing arts programs or stage performances	11	2.5 %
Pet-friendly programming	8	1.8 %
Preschool programs	4	0.9 %
STEM/STEAM programs	3	0.7 %
Teen programs	5	1.1 %
Winter recreation programs (e.g., tubing, cross country skiing, etc.)	11	2.5 %
Youth fitness & wellness programs	6	1.3 %
None chosen	130	29.1 %
Total	446	100.0 %

**Q7. Which FOUR programs from the list in Question 6 are MOST IMPORTANT to your household?**

Q7. 3rd choice	Number	Percent
Agriculture/farming education	4	0.9 %
Aquatic programs	13	2.9 %
Archaeology programs	4	0.9 %
Arts & craft programs	10	2.2 %
Before & after school programs	7	1.6 %
Book clubs & author programs	8	1.8 %
Camp programs	6	1.3 %
Children's storytimes	6	1.3 %
Community events (concerts, festivals, races, outdoor movies)	27	6.1 %
Cooking/food	13	2.9 %
Digital literacy/technology programs	6	1.3 %
Environmental education programs	5	1.1 %
eSports programs/leagues/tournaments	3	0.7 %
Game/movie nights	20	4.5 %
Genealogy, heritage, & history programs	4	0.9 %
Geocaching	2	0.4 %
How-to classes & workshops	23	5.2 %
Interpretive education programs	1	0.2 %
Job search & employment skills	4	0.9 %
Learn to Golf programs	4	0.9 %
Mobile or "pop-up" education programs (i.e., programming brought directly to neighborhoods)	5	1.1 %
Multi-generational programs	4	0.9 %
Outdoor adventure programs	17	3.8 %
Outdoor fitness programming	12	2.7 %
Outdoor skills/safety courses (survival skills, wilderness first aid, etc.)	13	2.9 %
Performing arts programs or stage performances	14	3.1 %
Pet-friendly programming	10	2.2 %
Preschool programs	6	1.3 %
STEM/STEAM programs	10	2.2 %
Teen programs	7	1.6 %
Tutoring/homework help	2	0.4 %
Winter recreation programs (e.g., tubing, cross country skiing, etc.)	18	4.0 %
Youth fitness & wellness programs	5	1.1 %
None chosen	153	34.3 %
Total	446	100.0 %

**Q7. Which FOUR programs from the list in Question 6 are MOST IMPORTANT to your household?**

Q7. 4th choice	Number	Percent
Adaptive recreation programs	3	0.7 %
Agriculture/farming education	6	1.3 %
Aquatic programs	9	2.0 %
Archaeology programs	3	0.7 %
Arts & craft programs	15	3.4 %
Before & after school programs	6	1.3 %
Book clubs & author programs	9	2.0 %
Camp programs	2	0.4 %
Children's storytimes	3	0.7 %
Community events (concerts, festivals, races, outdoor movies)	18	4.0 %
Cooking/food	9	2.0 %
Digital literacy/technology programs	4	0.9 %
English language classes	3	0.7 %
Environmental education programs	5	1.1 %
eSports programs/leagues/tournaments	3	0.7 %
Game/movie nights	9	2.0 %
Genealogy, heritage, & history programs	4	0.9 %
Geocaching	7	1.6 %
How-to classes & workshops	16	3.6 %
Interpretive education programs	1	0.2 %
Job search & employment skills	4	0.9 %
Learn to Golf programs	9	2.0 %
Mobile or "pop-up" education programs (i.e., programming brought directly to neighborhoods)	6	1.3 %
Multi-generational programs	7	1.6 %
Outdoor adventure programs	17	3.8 %
Outdoor fitness programming	17	3.8 %
Outdoor skills/safety courses (survival skills, wilderness first aid, etc.)	20	4.5 %
Performing arts programs or stage performances	15	3.4 %
Pet-friendly programming	8	1.8 %
Preschool programs	5	1.1 %
STEM/STEAM programs	6	1.3 %
Teen programs	5	1.1 %
Tutoring/homework help	4	0.9 %
Winter recreation programs (e.g., tubing, cross country skiing, etc.)	11	2.5 %
Youth fitness & wellness programs	4	0.9 %
None chosen	173	38.8 %
Total	446	100.0 %

**Q7. Which FOUR programs from the list in Question 6 are MOST IMPORTANT to your household? (top 4)**

Q7. Top choice	Number	Percent
Adaptive recreation programs	16	3.6 %
Agriculture/farming education	17	3.8 %
Aquatic programs	76	17.0 %
Archaeology programs	17	3.8 %
Arts & craft programs	71	15.9 %
Before & after school programs	35	7.8 %
Book clubs & author programs	38	8.5 %
Camp programs	23	5.2 %
Children's storytimes	28	6.3 %
Community events (concerts, festivals, races, outdoor movies)	155	34.8 %
Cooking/food	34	7.6 %
Digital literacy/technology programs	19	4.3 %
English language classes	5	1.1 %
Environmental education programs	23	5.2 %
eSports programs/leagues/tournaments	15	3.4 %
Game/movie nights	51	11.4 %
Genealogy, heritage, & history programs	20	4.5 %
Geocaching	13	2.9 %
How-to classes & workshops	79	17.7 %
Interpretive education programs	3	0.7 %
Job search & employment skills	15	3.4 %
Learn to Golf programs	25	5.6 %
Mobile or "pop-up" education programs (i.e., programming brought directly to neighborhoods)	17	3.8 %
Multi-generational programs	19	4.3 %
Outdoor adventure programs	62	13.9 %
Outdoor fitness programming	52	11.7 %
Outdoor skills/safety courses (survival skills, wilderness first aid, etc.)	58	13.0 %
Performing arts programs or stage performances	50	11.2 %
Pet-friendly programming	38	8.5 %
Preschool programs	20	4.5 %
STEM/STEAM programs	26	5.8 %
Teen programs	19	4.3 %
Tutoring/homework help	8	1.8 %
Winter recreation programs (e.g., tubing, cross country skiing, etc.)	52	11.7 %
Youth fitness & wellness programs	19	4.3 %
None chosen	110	24.7 %
Total	1328	



**Q8. The following is a list of actions the City of Westminster could take to improve its parks, recreation, and library system. Please indicate your support for each potential action.**

(N=446)

	Very supportive	Somewhat supportive	Not sure	Not supportive	Not provided
Q8-1. Expand public art opportunities	29.6%	29.1%	22.6%	9.4%	9.2%
Q8-2. Expand/enhance existing libraries	45.3%	29.1%	13.0%	5.4%	7.2%
Q8-3. Improve ADA accessibility to programs & facilities	42.2%	24.9%	16.1%	6.7%	10.1%
Q8-4. Improve existing parks infrastructure (e.g., benches, shade structures, water fountains, wi-fi)	61.9%	26.0%	5.6%	1.3%	5.2%
Q8-5. Improve existing playgrounds	40.1%	30.5%	16.8%	5.4%	7.2%
Q8-6. Improve existing trail system (increasing connectivity/accessibility)	66.4%	19.1%	6.5%	2.5%	5.6%
Q8-7. Improve/add restroom facilities	51.6%	29.8%	10.8%	2.0%	5.8%
Q8-8. Improve/enhance golf courses	17.0%	14.1%	22.2%	37.7%	9.0%
Q8-9. Improve/expand existing recreation centers	48.7%	28.5%	12.6%	3.8%	6.5%
Q8-10. Increase tree canopy/plant additional trees	61.4%	19.1%	9.9%	2.9%	6.7%
Q8-11. Restore natural areas (remove invasive plants, restore stream flows)	65.0%	20.2%	6.3%	2.9%	5.6%
Q8-12. Other	5.2%	0.4%	0.4%	0.2%	93.7%

**WITHOUT "NOT PROVIDED"**

**Q8. The following is a list of actions the City of Westminster could take to improve its parks, recreation, and library system. Please indicate your support for each potential action. (without "not provided")**

(N=446)

	Very supportive	Somewhat supportive	Not sure	Not supportive
Q8-1. Expand public art opportunities	32.6%	32.1%	24.9%	10.4%
Q8-2. Expand/enhance existing libraries	48.8%	31.4%	14.0%	5.8%
Q8-3. Improve ADA accessibility to programs & facilities	46.9%	27.7%	18.0%	7.5%
Q8-4. Improve existing parks infrastructure (e.g., benches, shade structures, water fountains, wi-fi)	65.2%	27.4%	5.9%	1.4%
Q8-5. Improve existing playgrounds	43.2%	32.9%	18.1%	5.8%
Q8-6. Improve existing trail system (increasing connectivity/accessibility)	70.3%	20.2%	6.9%	2.6%
Q8-7. Improve/add restroom facilities	54.8%	31.7%	11.4%	2.1%
Q8-8. Improve/enhance golf courses	18.7%	15.5%	24.4%	41.4%
Q8-9. Improve/expand existing recreation centers	52.0%	30.5%	13.4%	4.1%
Q8-10. Increase tree canopy/plant additional trees	65.9%	20.4%	10.6%	3.1%
Q8-11. Restore natural areas (remove invasive plants, restore stream flows)	68.9%	21.4%	6.7%	3.1%
Q8-12. Other	82.1%	7.1%	7.1%	3.6%

**Q9. Which FOUR improvements from the list in Question 8 are MOST IMPORTANT to your household?**

Q9. Top choice	Number	Percent
Expand public art opportunities	9	2.0 %
Expand/enhance existing libraries	50	11.2 %
Improve ADA accessibility to programs & facilities	14	3.1 %
Improve existing parks infrastructure (e.g., benches, shade structures, water fountains, wi-fi)	71	15.9 %
Improve existing playgrounds	24	5.4 %
Improve existing trail system (increasing connectivity/ accessibility)	77	17.3 %
Improve/add restroom facilities	18	4.0 %
Improve/enhance golf courses	20	4.5 %
Improve/expand existing recreation centers	31	7.0 %
Increase tree canopy/plant additional trees	41	9.2 %
Restore natural areas (remove invasive plants, restore stream flows)	49	11.0 %
None chosen	42	9.4 %
Total	446	100.0 %

**Q9. Which FOUR improvements from the list in Question 8 are MOST IMPORTANT to your household?**

Q9. 2nd choice	Number	Percent
Expand public art opportunities	14	3.1 %
Expand/enhance existing libraries	28	6.3 %
Improve ADA accessibility to programs & facilities	21	4.7 %
Improve existing parks infrastructure (e.g., benches, shade structures, water fountains, wi-fi)	59	13.2 %
Improve existing playgrounds	28	6.3 %
Improve existing trail system (increasing connectivity/ accessibility)	73	16.4 %
Improve/add restroom facilities	33	7.4 %
Improve/enhance golf courses	7	1.6 %
Improve/expand existing recreation centers	25	5.6 %
Increase tree canopy/plant additional trees	58	13.0 %
Restore natural areas (remove invasive plants, restore stream flows)	49	11.0 %
None chosen	51	11.4 %
Total	446	100.0 %

**Q9. Which FOUR improvements from the list in Question 8 are MOST IMPORTANT to your household?**

Q9. 3rd choice	Number	Percent
Expand public art opportunities	14	3.1 %
Expand/enhance existing libraries	29	6.5 %
Improve ADA accessibility to programs & facilities	19	4.3 %
Improve existing parks infrastructure (e.g., benches, shade structures, water fountains, wi-fi)	46	10.3 %
Improve existing playgrounds	20	4.5 %
Improve existing trail system (increasing connectivity/ accessibility)	38	8.5 %
Improve/add restroom facilities	46	10.3 %
Improve/enhance golf courses	21	4.7 %
Improve/expand existing recreation centers	39	8.7 %
Increase tree canopy/plant additional trees	66	14.8 %
Restore natural areas (remove invasive plants, restore stream flows)	43	9.6 %
None chosen	65	14.6 %
Total	446	100.0 %

**Q9. Which FOUR improvements from the list in Question 8 are MOST IMPORTANT to your household?**

Q9. 4th choice	Number	Percent
Expand public art opportunities	18	4.0 %
Expand/enhance existing libraries	23	5.2 %
Improve ADA accessibility to programs & facilities	14	3.1 %
Improve existing parks infrastructure (e.g., benches, shade structures, water fountains, wi-fi)	36	8.1 %
Improve existing playgrounds	15	3.4 %
Improve existing trail system (increasing connectivity/ accessibility)	39	8.7 %
Improve/add restroom facilities	32	7.2 %
Improve/enhance golf courses	13	2.9 %
Improve/expand existing recreation centers	38	8.5 %
Increase tree canopy/plant additional trees	50	11.2 %
Restore natural areas (remove invasive plants, restore stream flows)	61	13.7 %
None chosen	107	24.0 %
Total	446	100.0 %

**Q9. Which FOUR improvements from the list in Question 8 are MOST IMPORTANT to your household? (top 4)**

<u>Q9. Top choice</u>	<u>Number</u>	<u>Percent</u>
Expand public art opportunities	55	12.3 %
Expand/enhance existing libraries	130	29.1 %
Improve ADA accessibility to programs & facilities	68	15.2 %
Improve existing parks infrastructure (e.g., benches, shade structures, water fountains, wi-fi)	212	47.5 %
Improve existing playgrounds	87	19.5 %
Improve existing trail system (increasing connectivity/accessibility)	227	50.9 %
Improve/add restroom facilities	129	28.9 %
Improve/enhance golf courses	61	13.7 %
Improve/expand existing recreation centers	133	29.8 %
Increase tree canopy/plant additional trees	215	48.2 %
Restore natural areas (remove invasive plants, restore stream flows)	202	45.3 %
None chosen	42	9.4 %
Total	1561	

**Q10. The following is a list of actions the City of Westminster could take to establish new facilities within the parks, recreation, and library system. Please indicate your support for each potential action.**

(N=446)

	Very supportive	Somewhat supportive	Not sure	Not supportive	Not provided
Q10-1. Additional library branch	29.8%	28.3%	23.1%	12.6%	6.3%
Q10-2. Additional recreation center	36.3%	28.5%	18.8%	10.5%	5.8%
Q10-3. Bike park facility	23.5%	27.8%	27.1%	13.9%	7.6%
Q10-4. Disc golf courses	15.9%	22.2%	28.5%	24.2%	9.2%
Q10-5. Outdoor aquatic center	33.0%	26.2%	21.7%	12.3%	6.7%
Q10-6. Performing arts center	26.2%	30.3%	23.5%	12.8%	7.2%
Q10-7. Year-round multi-purpose sports fields	26.0%	24.9%	28.3%	12.8%	8.1%
Q10-8. Other	4.9%	0.2%	0.9%	0.4%	93.5%

**WITHOUT "NOT PROVIDED"**

**Q10. The following is a list of actions the City of Westminster could take to establish new facilities within the parks, recreation, and library system. Please indicate your support for each potential action. (without "not provided")**

(N=446)

	Very supportive	Somewhat supportive	Not sure	Not supportive
Q10-1. Additional library branch	31.8%	30.1%	24.6%	13.4%
Q10-2. Additional recreation center	38.6%	30.2%	20.0%	11.2%
Q10-3. Bike park facility	25.5%	30.1%	29.4%	15.0%
Q10-4. Disc golf courses	17.5%	24.4%	31.4%	26.7%
Q10-5. Outdoor aquatic center	35.3%	28.1%	23.3%	13.2%
Q10-6. Performing arts center	28.3%	32.6%	25.4%	13.8%
Q10-7. Year-round multi-purpose				

			Westminster, CO 2023 Report	
sports fields	28.3%	27.1%	30.7%	13.9%
Q10-8. Other	75.9%	3.4%	13.8%	6.9%



**Q11. Which FOUR improvements from the list in Question 10 are MOST IMPORTANT to your household?**

<u>Q11. Top choice</u>	<u>Number</u>	<u>Percent</u>
Additional library branch	74	16.6 %
Additional recreation center	85	19.1 %
Bike park facility	38	8.5 %
Disc golf courses	28	6.3 %
Outdoor aquatic center	58	13.0 %
Performing arts center	47	10.5 %
Year-round multi-purpose sports fields	27	6.1 %
None chosen	89	20.0 %
Total	446	100.0 %

**Q11. Which FOUR improvements from the list in Question 10 are MOST IMPORTANT to your household?**

<u>Q11. 2nd choice</u>	<u>Number</u>	<u>Percent</u>
Additional library branch	44	9.9 %
Additional recreation center	84	18.8 %
Bike park facility	31	7.0 %
Disc golf courses	29	6.5 %
Outdoor aquatic center	54	12.1 %
Performing arts center	42	9.4 %
Year-round multi-purpose sports fields	40	9.0 %
None chosen	122	27.4 %
Total	446	100.0 %

**Q11. Which FOUR improvements from the list in Question 10 are MOST IMPORTANT to your household?**

<u>Q11. 3rd choice</u>	<u>Number</u>	<u>Percent</u>
Additional library branch	35	7.8 %
Additional recreation center	45	10.1 %
Bike park facility	41	9.2 %
Disc golf courses	22	4.9 %
Outdoor aquatic center	53	11.9 %
Performing arts center	43	9.6 %
Year-round multi-purpose sports fields	42	9.4 %
None chosen	165	37.0 %
Total	446	100.0 %

**Q11. Which FOUR improvements from the list in Question 10 are MOST IMPORTANT to your household?**

<u>Q11. 4th choice</u>	<u>Number</u>	<u>Percent</u>
Additional library branch	34	7.6 %
Additional recreation center	30	6.7 %
Bike park facility	25	5.6 %
Disc golf courses	18	4.0 %
Outdoor aquatic center	27	6.1 %
Performing arts center	39	8.7 %
Year-round multi-purpose sports fields	41	9.2 %
None chosen	232	52.0 %
Total	446	100.0 %

**Q11. Which FOUR improvements from the list in Question 10 are MOST IMPORTANT to your household? (top 4)**

<u>Q11. Top choice</u>	<u>Number</u>	<u>Percent</u>
Additional library branch	187	41.9 %
Additional recreation center	244	54.7 %
Bike park facility	135	30.3 %
Disc golf courses	97	21.7 %
Outdoor aquatic center	192	43.0 %
Performing arts center	171	38.3 %
Year-round multi-purpose sports fields	150	33.6 %
None chosen	89	20.0 %
Total	1265	

**Q12. If you had a budget of \$100 for services provided by the City of Westminster, how would you allocate the funds among these categories?**

	Mean
Parks, golf, & open spaces (including park, outdoor athletic fields & courts, golf, open space, & trails)	\$35.77
Library services (including libraries, library kiosks, computer services, archives, & educational programming for needs of residents)	\$25.12
Recreation services (including City's five recreation & fitness centers; swimming pools; recreational programming for tots, youth, teens, adults, & seniors)	\$34.47
Other	\$4.64

**Q13. Please rate your level of agreement with the following statements about the City of Westminster parks, recreation, and library system.**

(N=446)

	Strongly agree	Agree	Neutral	Disagree	Strongly disagree	Don't know
Q13-1. Are conveniently located	30.3%	45.1%	11.0%	4.7%	2.5%	6.5%
Q13-2. Are open during convenient times	24.7%	47.3%	14.1%	4.3%	0.9%	8.7%
Q13-3. Are safe	27.4%	45.7%	13.7%	4.0%	1.1%	8.1%
Q13-4. Are welcoming	33.6%	42.6%	13.9%	0.9%	0.7%	8.3%
Q13-5. Help to reduce crime in my neighborhood & keep kids out of trouble	18.4%	25.8%	25.6%	5.8%	0.9%	23.5%
Q13-6. Improve my (my household's) mental and/or physical health	36.5%	36.3%	14.8%	2.2%	0.9%	9.2%
Q13-7. Improve residents' quality of life	46.2%	36.8%	7.4%	1.1%	0.9%	7.6%
Q13-8. Offer childhood education opportunities	16.6%	29.4%	18.4%	2.2%	1.3%	32.1%
Q13-9. Preserve open space & provide opportunities to interact with nature	31.4%	40.8%	13.7%	2.7%	1.3%	10.1%
Q13-10. Provide a sense of connection & community	21.5%	38.8%	23.1%	4.5%	1.8%	10.3%
Q13-11. Provide affordable programs & facilities	24.7%	36.1%	19.5%	4.5%	2.9%	12.3%
Q13-12. Provide facilities that meet needs of my household's age groups	22.6%	39.2%	17.5%	7.4%	2.2%	11.0%
Q13-13. Provide information & assistance in navigating resources & social services	9.9%	18.8%	25.1%	4.7%	3.1%	38.3%

**Q13. Please rate your level of agreement with the following statements about the City of Westminster parks, recreation, and library system.**

	Strongly agree	Agree	Neutral	Disagree	Strongly disagree	Don't know
Q13-14. Provide jobs/ professional development for youth	6.3%	16.8%	18.2%	3.6%	1.6%	53.6%
Q13-15. Provide opportunities for play	22.0%	47.5%	14.6%	0.9%	0.2%	14.8%
Q13-16. Provide positive social interactions for me (my household/family)	23.1%	38.1%	21.7%	2.0%	1.3%	13.7%
Q13-17. Provide preservation of historic structures & resources	12.6%	17.5%	25.8%	4.7%	2.5%	37.0%
Q13-18. Provide access to lifelong learning opportunities	17.7%	30.5%	22.9%	4.0%	1.1%	23.8%

**WITHOUT "DON'T KNOW"****Q13. Please rate your level of agreement with the following statements about the City of Westminster parks, recreation, and library system. (without "don't know")**

(N=446)

	Strongly agree	Agree	Neutral	Disagree	Strongly disagree
Q13-1. Are conveniently located	32.4%	48.2%	11.8%	5.0%	2.6%
Q13-2. Are open during convenient times	27.0%	51.8%	15.5%	4.7%	1.0%
Q13-3. Are safe	29.8%	49.8%	14.9%	4.4%	1.2%
Q13-4. Are welcoming	36.7%	46.5%	15.2%	1.0%	0.7%
Q13-5. Help to reduce crime in my neighborhood & keep kids out of trouble	24.0%	33.7%	33.4%	7.6%	1.2%
Q13-6. Improve my (my household's) mental and/or physical health	40.2%	40.0%	16.3%	2.5%	1.0%
Q13-7. Improve residents' quality of life	50.0%	39.8%	8.0%	1.2%	1.0%
Q13-8. Offer childhood education opportunities	24.4%	43.2%	27.1%	3.3%	2.0%
Q13-9. Preserve open space & provide opportunities to interact with nature	34.9%	45.4%	15.2%	3.0%	1.5%
Q13-10. Provide a sense of connection & community	24.0%	43.3%	25.8%	5.0%	2.0%
Q13-11. Provide affordable programs & facilities	28.1%	41.2%	22.3%	5.1%	3.3%
Q13-12. Provide facilities that meet needs of my household's age groups	25.4%	44.1%	19.6%	8.3%	2.5%

**WITHOUT "DON'T KNOW"****Q13. Please rate your level of agreement with the following statements about the City of Westminster parks, recreation, and library system. (without "don't know")**

	Strongly agree	Agree	Neutral	Disagree	Strongly disagree
Q13-13. Provide information & assistance in navigating resources & social services	16.0%	30.5%	40.7%	7.6%	5.1%
Q13-14. Provide jobs/professional development for youth	13.5%	36.2%	39.1%	7.7%	3.4%
Q13-15. Provide opportunities for play	25.8%	55.8%	17.1%	1.1%	0.3%
Q13-16. Provide positive social interactions for me (my household/family)	26.8%	44.2%	25.2%	2.3%	1.6%
Q13-17. Provide preservation of historic structures & resources	19.9%	27.8%	40.9%	7.5%	3.9%
Q13-18. Provide access to lifelong learning opportunities	23.2%	40.0%	30.0%	5.3%	1.5%

**Q15. Your gender:**

<u>Q15. Your gender</u>	<u>Number</u>	<u>Percent</u>
Male	217	48.7 %
Female	223	50.0 %
Non-binary	4	0.9 %
Not provided	2	0.4 %
Total	446	100.0 %

**WITHOUT "NOT PROVIDED"****Q15. Your gender: (without "not provided")**

<u>Q15. Your gender</u>	<u>Number</u>	<u>Percent</u>
Male	217	48.9 %
Female	223	50.2 %
Non-binary	4	0.9 %
Total	444	100.0 %



**Q16. Including yourself, how many people in your household are...**

	Mean	Sum
Under age 5	0.2	70
Ages 5-9	0.1	52
Ages 10-14	0.1	55
Ages 15-19	0.1	46
Ages 20-24	0.1	22
Ages 25-34	0.4	153
Ages 35-44	0.4	183
Ages 45-54	0.3	133
Ages 55-64	0.3	131
Ages 65-74	0.3	112
Ages 75-84	0.2	70
Ages 85+	0.0	8

**Q17. Your age:**

Q17. Your age	Number	Percent
18-34	94	21.1 %
35-44	89	20.0 %
45-54	86	19.3 %
55-64	79	17.7 %
65+	84	18.8 %
Not provided	14	3.1 %
Total	446	100.0 %

**WITHOUT "NOT PROVIDED"****Q17. Your age: (without "not provided").**

Q17. Your age	Number	Percent
18-34	94	21.8 %
35-44	89	20.6 %
45-54	86	19.9 %
55-64	79	18.3 %
65+	84	19.4 %
Total	432	100.0 %

**Q18. How many years have you lived in Westminster?**

Q18. How many years have you lived in

Westminster	Number	Percent
0-5	111	24.9 %
6-10	77	17.3 %
11-15	31	7.0 %
16-20	36	8.1 %
21-30	94	21.1 %
31+	89	20.0 %
Not provided	8	1.8 %
Total	446	100.0 %

**WITHOUT "NOT PROVIDED"****Q18. How many years have you lived in Westminster? (without "not provided")**

Q18. How many years have you lived in

Westminster	Number	Percent
0-5	111	25.3 %
6-10	77	17.6 %
11-15	31	7.1 %
16-20	36	8.2 %
21-30	94	21.5 %
31+	89	20.3 %
Total	438	100.0 %

**Q19. Are you or other members of your household of Hispanic, Latino, or Spanish-speaking ancestry?**

Q19. Are you of Hispanic, Latino, or Spanish-speaking ancestry	Number	Percent
Yes	109	24.4 %
No	323	72.4 %
Not provided	14	3.1 %
Total	446	100.0 %

**WITHOUT "NOT PROVIDED"****Q19. Are you or other members of your household of Hispanic, Latino, or Spanish-speaking ancestry? (without "not provided")**

Q19. Are you of Hispanic, Latino, or Spanish-speaking ancestry	Number	Percent
Yes	109	25.2 %
No	323	74.8 %
Total	432	100.0 %

**Q20. What is the primary language spoken in your home?**

<u>Q20. Primary language spoken in your home</u>	<u>Number</u>	<u>Percent</u>
English	409	94.5 %
Spanish	14	3.2 %
Japanese	1	0.2 %
Persian	1	0.2 %
Hmong	1	0.2 %
Czech	1	0.2 %
Lao	1	0.2 %
Vietnamese	1	0.2 %
Russian	1	0.2 %
Dutch	1	0.2 %
Chinese	1	0.2 %
Tagalog	1	0.2 %
Total	433	100.0 %

**Q21. Which of the following best describes your race?**

<u>Q21. Your race</u>	<u>Number</u>	<u>Percent</u>
Asian or Asian Indian	22	4.9 %
Black or African American	7	1.6 %
American Indian or Alaska Native	4	0.9 %
White or Caucasian	348	78.0 %
Native Hawaiian or other Pacific Islander	3	0.7 %
Other	13	2.9 %
Total	397	

**Q21-6. Self-describe your race:**

<u>Q21-6. Self-describe your race</u>	<u>Number</u>	<u>Percent</u>
Hispanic	3	33.3 %
Mixed Mexican and White	1	11.1 %
Hispanic/Latino	1	11.1 %
Hispanic/Mexican American	1	11.1 %
Mongolian	1	11.1 %
Mixed	1	11.1 %
Spanish	1	11.1 %
Total	9	100.0 %



## Open-Ended Comments

### Open-Ended Question Responses

#### Q4—“Other”: Need for Facilities/Amenities

##### **School District: Adams 12 Five Star School District**

- Dance classes
- Facilities northeast WM
- It's very difficult to score the above as we have never had close access to participate in Westminster facilities and amenities. Living north of 120th Ave and Huron St. ,we've always felt ignored and support the city of Broomfield and some of Thornton due to their closer locations.
- Online museum passes
- Provide reciprocity with North Glenn as I live close to there vs the city of Westminster
- Soccer park
- Westminster has robust parks and recreation areas throughout the community. However the recreation opportunities for northeast Westminster is lacking. Thinking of recreation centers, libraries, etc. This includes indoor sports.

##### **School District: Jefferson County R-1**

- A safe way to get back and forth from open space to the Green Knolls park across 108th Ave. 108th needs pedestrian and bike access. It's dangerous.
- Adult swim classes
- Bring boating back to Stanley - it's kinda lame otherwise and that's the only natural attraction we have
- City parks bad for events
- Community invitations.
- Indoor activities/playground for kids.
- Info re: sauna at rec centers
- It would be nice to have a ""Main Street"" area with shops, coffee shops, restaurants, a place for kids to play. I know they were working on that, but with the Tattered Cover gone, we don't use that area anymore. It would also be nice to have an indoor playground. like they do at the Broomfield Paul Derda rec center. I'd love a place for my kids to go play when it's cold outside.
- Outdoor swimming.
- Swimming/Boating on Stanley
- Tai Chi programs for seniors.
- We need an affordable banquet space for use by teams and clubs to be able to host end of season parties. Too often we go outside Westminster for these functions.
- Would hate to see the off leash park taken away and be a leash only park. This is a magical space for great walking and for dogs to socialize and get great exercise. This is one of the best parts of living in Westminster. Also would love to see pickle ball courts at Westbrook park the tennis courts and hockey rink are NEVER IN USE..
- Youth sports
- Naturalist certification training

- Power boating , sad they took away boating at Stanely lake, we played by the lake rules and still was penalized by the actions of the ones that chose not to play by the rules. Sad to a lake that is not utilize to it's full potential.

**School District: Westminster – Adams 50**

- Disc golf courses and bike paths

**Q6—“Other”: Need for programs**

**School District: Adams 12 Five Star School District**

- Programs in NE Westminster
- Talent programs
- The north part of Westminster lacks ANY recreational services or programming. City Park is a 20-25 minute drive which I do 5-6x a week for children activities (ballet) and adult classes. I live near the orchard. Given the influx of residents in the area, the City needs to provide services to the northern part of Westminster OR secure resident pricing with Broomfield and Northglenn so that we can utilize and spend our dollars at these facilities.
- Indoor track

**School District: Jefferson County R-1**

- New parent community events.
- Tot dance class.
- Would love gymnastics programs
- Your pre k program is always full and was not available. In past your teen programs were lacking for our family. Seems like the budget is for the bloated water and waste department management and the developers they are there to serve
- Youth sports

**School District: Westminster – Adams 50**

- Parkinson's programs/Pickleball courts

**Q8—“Other”: Need for improvements to parks, recreation, and library system.**

**School District: Adams 12 Five Star School District**

- Adding a recreation center for residents who live above 120th! The closest recreation center for residents who live between 120th and 144th is at 104th. Northern residents need and deserve to have local amenities.
- Build ice arena. Promenade is degrading.
- Dog parks
- Enhancements to the indoor recreational facilities
- If the above were available to residents north of 120th Ave and Huron St., I would support them because we don't have them close to us!
- We need new recreation centers on the northern part of Westminster. I have to go to Paul Derda or Trail Winds bc those are closer than City Park.

- Build recreation to on center and library in north Westminster.
- Indoor track
- New recreation facility in the north part of Westminster (136th & Huron area)
- Outreach and marketing for existing programs.

#### **School District: Jefferson County R-1**

- Add more pickleball courts.
- Better events
- Enhance the look of median grassy areas around city...especially on Wadsworth and 100th
- Have a donation barrel for food and rec center.
- Hire more police
- Improve access to get to amenities near me. Improve 108th between Old Wads and new Wads so there is room for pedestrians and bicyclists.
- More fishing sites other than Just Stanley lake
- More people and information skills training for staff
- Participate in CARA programming.
- Please leave some trails natural and not concrete.
- Preserve the a large and expansive Dog Park at Westminster Hills, create smaller dog parks/fenced areas or designated off leash trails. People failing to use leashes in on-leash areas is a problem for those animals, park and trail users, wildlife, and other on leash pets. Signage and enforcement are lacking. in many open spaces and trails.
- Restore Church Lake
- The parks are over run with homeless and they will wreck any improvements. Need to solve the homeless problem and illegal immigrant problem before building and improving outside facilities they will camp out in and ruin, creating places families don't dare use.
- Tool Loan Library like Oakland's. <https://oaklandlibrary.org/otll/>

#### **School District: Westminster – Adams 50**

- After school activities for teens
- Attention given to old Westminster.
- Improve bike pathways along 72nd
- Make trails safe and remove campers
- More drinking fountains in parks.
- More trash cans in the park.
- Pickleball courts
- Strict fine for dog owners who do not follow the leash law.
- I am against programs that require fees that would keep our lowest economic citizens excluded.
- Stop taking up spaces that don't need to be taken up

#### **School District: Other**

- A new up to date skateboard park with lights. This would draw a lot of traffic especially if there were lights considering even outside of Westminster there is a huge radius of only one



light up park. A park with some beginner terrain would also get residents more comfortable to skate the existing park at the Rec center.

- More free outdoor and indoor play areas.

**Q10—“Other”: Actions Westminster could take to establish new facilities within parks, recreation, and library system.**

**School District: Adams 12 Five Star School District**

- Add more pre-school opportunities for parents who can't afford day care
- Adding a recreation center to the 136th and Huron area
- Anything closer to NE Westminster
- Dog parks
- Expanding the Ceramics spaces so it can support more students
- I would ONLY support the above if they were new facilities north of 120 Ave and Huron St.!!!!
- Increase the inventory at the current library.
- Indoor aquatic center
- More interested in CRIME prevention, seems to be getting worse
- More tennis courts and Indoor facilities
- Nature Center/Environmental Education Facilities
- Build recreation center and library in northern Westminster.
- Indoor track for walking and running
- More Pickleball courts!

**School District: Jefferson County R-1**

- Clean up watershed areas
- community or communal gardens, central kitchen
- Don't take away the off leash park!
- I'm not for building another structure since it was too expensive to maintain SGE. Our neighborhood needs some Westminster love.
- increase accessibility to trails. Make existing paths safer to get to.
- More golf courses and tennis courts
- Outdoor Amphitheater
- Parks for walking and for dogs
- Sheridan Green Elementary Park
- You have got to address and solve the homeless and illegal immigrant problem before building facilities they will overrun and destroy. You wasted so much money and resources on development and developers that you have made it impossible to afford to live in Westminster anymore, please stop developing and building and get the taxes and fees down for residents.

**School District: Westminster – Adams 50**

- parks near centers of commerce that can be used as gathering areas

- Don't know what it really needs
- Indoor swimming.
- Library enhancements: Better support for interlibrary loan, Expand digital book offerings
- Pickleball courts
- Put an outdoor climbing wall in the City Park Fitness Center.
- Tennis facility
- Tennis/Pickleball courts
- Like above, I would like things that would be without a fee so people can enjoy even if poor.
- Using spaces that are open and keep them open and not destroy them

**School District: Other**

- Skate Park

**Q12—"Other": If you had a budget of \$100 for services provided by the City of Westminster, how would you allocate the funds among these categories?**

**School District: Adams 12 Five Star School District**

- After school programs.
- Audio book collection/access - library
- Budgeting for a new rec center in North Westminster
- Clean up our streets, parks and bathroom facilities, and sidewalks!!!!
- Community-events (races, festivals, cultural celebrations)
- Contingency
- Dog parks
- Multi ethnic community events, so everyone feels welcome at various facilities and programming.
- open space
- Performing Arts Center
- Plant trees and restore natural areas.
- Providing reciprocity to North Glens rec Center
- Tennis courts and indoor facilities. The weather is going to become more extreme.
- Tree canopy & natural spaces
- Indoor walking and running track
- Looking into what other cities are doing to improve parks & rec, invest in newer better activities for our people

**School District: Jefferson County R-1**

- Adaptive sports for special needs kids.
- Additional staffing
- Community events.
- Disc golf course.
- Dog parks
- Education services for « how to navigate the systems »

- Emergency fund for other areas
- Event space
- Get the taxes, water and waste rates and fees down for residents, quit spending on developers, nonresidents, illegal immigrants and expansion of the city, cut spending and layoff those useless workers seen standing around. Layoff management and lower overhead. Make Westminster affordable again
- I would like to see the older neighborhoods get upgrades
- Improve access to open spaces and parks. Make 108th safe for pedestrians and bicyclists.
- Improve entrance to Kings Mill and Maintain
- More smaller, neighborhood off leash spaces and community garden plots.
- Performing arts venue
- Promotion of all opportunities.
- stocking more lakes with fish.
- Traffic light - intelligent metering. In sync with Brookfield (sp?) on the margins
- Why are Golf courses included in the category for parks?

#### **School District: Westminster – Adams 50**

- Attention given to old Westminster south of 74th and East of Sheridan.
- Education and the arts
- how about building a homeless shelter.
- Make fences in adaptable playgrounds
- More police officers to focus on crime, not homeowners who cannot get their sidewalks shoveled.
- Museum, Historic structures.
- New Tennis facility
- Outdoor performances in the park
- Pickleball courts suitable for tournaments.
- Restoring natural areas.
- Skills classes, job search assistance
- Tennis
- Updates to Playgrounds
- Adaptive equipment at parks
- Marketing to let community know what is happening/available. Offer a one time free visit to check it out.

#### **School District: Other**

- Sure as heck not going to fire or police.
- trails

**Q14—“Please share additional comments that could assist the City of Westminster in its efforts to provide first-class parks, recreation, and library amenities and programs.**

#### **School District: Adams 12 Five Star School District**

- AFFORDABILITY IS MOST IMPORTANT ISSUE TO ME
- AN AQUATIC CENTER BUT ONE CLOSER TO CENTRAL WESTMINSTER OR NORTHERN AREA
- As stated before, provide reciprocity to North Glenn's facilities. I live 5 minutes from their rec center yet would have to pay double what a North Glenn resident pays to use it.
- Better gyms and rec centers.
- Better wayfinding signage at trails, Larger trailhead kiosks with map
- Build amenities for your residents that live in North Westminster
- Building Orchard Town Center and annexing the strip of land to do so but never providing nearby recreation facilities has been unfair for 25 years. We pay taxes for these too. I have to pay as a non-resident to use Broomfield's Rec Center.
- Can golf pay for itself?
- City needs to make more of an effort to preserve historic buildings and areas. Would like to see more open space and accessible restrooms everywhere
- Continue preserving and improving on outdoor spaces.
- Continue to engage children and teens.
- Expanding digital catalog / access for library collection is specifically the one thing I would like to see more focus on.
- I believe that the city is negligent in approving additional house, apartment, and business building. Westminster is way over built and I think it has degraded my standard of living. It is way too crowded with apartments and new housing. This brings more traffic, crime, increases prices for my cost of living, and will negatively impact our limited water supply. For heavens sake, we live in a semi-desert climate and water is at a premium. With the climate change, our water supply is going to be stressed and we will run out someday soon. It's like climate change, no one believed it and now it's here. Same with water. I would like to see a moratorium and limit on any expansion. I realize the mayor and city leaders want to attract more building and businesses for the increased revenue. But it isn't ALL ABOUT MONEY. It should be about the people and the standard of living for its residents.
- I can't agree with the above when I am not able to experience any of them due to these opportunities being located too far! The city of Westminster needs to look at expanding north of 120th Ave and Huron St. I've talked to many neighbors and other residents further north from me and most all of them feel they DO NOT feel included in Westminster's parks, recreation, library amenities and programs because the existing facilities are too far from our residences! We do support Broomfield and some of Thornton because they meet the needs of our families. My children grew up participating in Broomfield programs due to the distance. They are grown now, and we still do not have facilities close to us. In our area/ neighborhood, most of the children and families use amenities the city of Broomfield offers.
- I don't have a computer. Would love to have the information by mail.
- I love the parks, recreation and libraries here in Westminster. They offer great access to resources, many opportunities to learn, and plenty of events that help me feel engaged with my community. I'd also like to give a particular shout out to the Ceramics studio; signing up for those classes has changed my life by giving me a great creative, engaging space to learn in as well as a whole new group of friends. A HUGE thank you to the whole team at PRL that makes all of this possible! I look forward to seeing what you do in the future!
- I would like to see community gardens and environmental class offerings.

- It would be amazing to have an outdoor pool with diving and rope swing capabilities. We love the rec centers and the College Hill Library. The staff at these areas is fantastic as well.
- More indoor sports fields to set up resilience for climate change.
- More pickleball courts - indoor and outdoor
- More surrounding 'burbs' have at least a small performing arts center.
- Museum's or historic structures in Westminster. We need a giant, clean outdoor pool area with an adult and kids one.
- My current most concern is CRIME, as I said it seems to be getting worse
- My family and I would like to attend Westminster Recreational centers activities, however we have many other closer recreation centers available to us. It would be great to have a Westminster recreation center near us.
- Need a rec center on the North side of Westminster!
- north area of westminster has been ignored for years. need a new rec center and parks to serve the northern part of the city.
- Our citizens are of diverse ethnicity, race, economic standing, occupational classifications, and neighborhoods. More than 70% of our citizens can benefit personally and with PRL expansion.
- Our kids are grown, we do not use the parks as often. We do use the trails.
- Outdoor pool hours increased to have evening sessions at least a few times a week. Also, more bathrooms at park areas and water fountains turned on.
- Please add more dog water bowls to water fountains and ensure they are turned on and working. Plant more native grasses instead of Kentucky Blue grass.
- Provide warm water pool (indoor) for aging population.
- I want more programs and resources for teens. I want to see a swimming program for all the kids in the city. I want more trees. I want more cultural resources like museums and gardens
- Remove homeless from parks and open spaces
- Scheduling family events later in the day - outside working hours
- Some outdoor programs feel racially segregated. How can we start a bike program, for example, and encourage people of color to ride together or create more belonging in what can feel like a very white space?
- Take care of what we have
- The north end of Westminster needs recreational facility.
- There is very little communication from the City. Several trees were cut down at my neighborhood park with NO explanation and they have not been replaced. The park maintenance is terrible. There are several dead bushes and shrubs, that are still there going on over two years and other areas have been taken over by weeds. But the City mows on a regular basis including the weeds but ignoring all the dead areas. Your question from above needs to be split, open space/trails is very different than a neighborhood park. I am more inclined to help the parks than yet another trail. The maintenance of both need improvement, but I believe that the parks have not received the attention from the City that goes to bike trails.
- Turf fields. Lighted outdoor fields.

- We are a family that is struggling to be able to afford to live here...I don't know where to go for assistance
- We live in NE tip of Westminster (144th & Huron), which is very far from most physical facilities. You should offer us Broomfield access or provide us with facilities up here.
- We live in the area of Huron and 128th. We have zero city resources in that area with available land. Instead of more businesses we'd love a recreation center and performing arts center.
- Westminster needs to cooperate with Broomfield to allow Westminster residents to access broomfield libraries and rec centers. Areas of Westminster that are North of 120th are closer to Broomfield facilities that can better serve residents without building new Westminster facilities in the area.
- Would like more dog parks/open spaces/off leash
- Would like to have one lap lane available all day at the pool - not pulling them all up by 10am.
- Would like to see more landscaping (trees, brickwork, sculptures, rocks) around the lake at the Westminster Center. Walkway needs more interesting .
- I highly value parks and new services as an emergent and cost effective method to enrich and elevate individuals in our community.
- The closest rec center is 20 min from our house so we never use it. We use Broomfield's Paul Derda or BCC because they are closer.
- We really need more accessible youth sports facilities.
- Westminster parks and rec are design for white families. Art work could be more diverse and so could groups and classes

#### **School District: Jefferson County R-1**

- A Friday/Saturday event similar to the kids night out for the older kids, ages 14 and up.
- A playground (even nature based) as well as motor boating at Standley Lake would be amazing.
- Add a library closer to 100th & Wadsworth (Countryside area). I hope Ketner Lake gets fixed and refilled soon.
- Add more bike paths. Better connection to bike.
- Add more indoor/outdoor pickleball courts.
- At one time they were top notch. Not any more. They have let a lot of things go.
- Better up keep of graffiti and grounds from wear and tear.
- City golf course - discount to residents. Standly Lake more friendly and accessible for fishing.
- City is chewing up our open space.
- City of Westminster should have purchased the old 1st Bank Center from Broomfield and managed it as a city property! Time for Westminster to have it's own Performing Arts & Exhibit Center!
- City park is not suitable for such large events - no big lighting, bad parking, not well planned or mapped out
- Consider view of Seniors. Safety is key.

- Continue investing in public events for the city. Tennis or pickleball scheduling for outdoor parks.
- Consider outdoor adult fitness trails or something like that. I have teen boys and they'd like fitness challenges...I need help getting them off their electronics and getting some physical activity. They'd like the big ropes and tire flipping etc., but there aren't really programs for 13-14 year olds
- Do NOT find more golf courses. They're a waste of space that cater to a dwindling number of people. Three different golf courses inside of city limits is already too many.
- Expanded gym equipment in the centers.
- EXTEND THE LIBRARY HOURS TO 8PM INSTEAD OF CLOSING AT 5PM
- Facilities update would be nice. More social media post.
- Faversham park has a lot of dog poop
- Fitness class times and options are limited and often do not align with a typical work schedule.
- Have study groups on various subjects, books, Mahjong, card and travel.
- I am concerned for our wildlife and the ways development is prioritized. Our parks and open space have deteriorated in the past 7 years.
- I appreciate all that you do!
- I appreciate how well the golf courses are run and that they are allowing dogs on the course. It's great exercise and both my dog and I love it.
- I endorse and fully support the parks. We are too busy to use.
- I moved to Westminster 3 years ago and am not familiar with most the city has to offer. I don't have kids. When I did look online at the city's recreational opportunities, I was surprised at how much already is offered. I come from Chicago, so parks and trees are very important to me. Please do NOT invest in more Golf/Disc Golf. There are plenty of courses and are too costly to upkeep with dwindling water resources. I typically go into Denver for performing arts, so while that is important to my household, I'd prefer all budgets go to investing in more trees IMMEDIATELY. Anything that improves/sustains environmental resources. The lovely playground & park off 72nd street, west of Depew, has a nice pond, until you get close - SMELLS SO BAD. Needs likely more aeration in summer. I haven't used that park since my first trek there, which is sad. I don't need Westminster to be all things, since it is close to Denver. I can see where parents/seniors have a vested interest in the other programs. I don't use the libraries, but am PRO library as long as you do NOT ban books. Not sure if Westminster has a CUB - Citizens Utility Board, but I would keep an eye on Xcel Energy. Shady, just like Chicago! Westy Water has been great. Water is pricey here, but the resident customer service is great.
- I think we need to do a better job promoting the opportunities that exist in our city.
- I think we should have facilities that are well kept and maintained. I also think the facilities be remodeled if they are aging.
- I wish there was more opportunity (times, number of lanes, etc.) for adult lap swim. Currently there is a daily 2 hr. window in early morning.
- I would like a weight room with earlier hours. I work in healthcare. I go in at 6:30am and leave at 5pm. Evenings are too busy. Sick of parks vehicles driving on trails. They leave ruts, make mud, and there are paved options.

- I would greatly appreciate the addition of lights at tennis courts so we can play particularly when it gets dark so early in the shoulder seasons. I also wish part of the Westminster dog park was fully fenced and that there were more dog parks (smaller) that were walkable in neighborhoods like at Oak Hurst or King Mill Park. Please continue to build connections between trails, including north south trails into Arvada.
- I would like to see the book mobile more active in the community. It would be nice to have more outreach programs for the lower income.
- I would really love to see our libraries compete with Boulder for community space. I'd also especially love year round restrooms near playgrounds
- Improve and simplify the online sign up for classes. It's clunky and difficult to navigate.
- Improve city website to make it more mobile friendly. Also advertise events happening in Westminster more.
- In the areas in which I indicated that my needs were partially met, I did so because I am not familiar with those services in Westminster.
- Include voices of the disabled, elderly, neurodiverse. Offer activity times specifically for underserved groups out in the community - would love a nature time specifically for neurodiverse people. have arts/crafts that are adaptive.
- Is there an email notification list to sign up for that announces Westminster events? Or a monthly calendar to select for events sorted by age group( youth, family, seniors, etc.) ?
- It would be helpful to have monitoring on the trails. We use the trail systems 5-6 times per week and are always concerned about encountering homeless people.
- It would be nice if MAC was open on weekends
- I've been very happy with the services provided by the city. I use the bike trails and golf courses the most but I have been a member of the rec center and enjoyed going. Always thought it was clean and safe. The price increases at the golf courses has been overwhelming. Not receiving a resident discount anymore was a horrible decision and hope that will be revisited. The resident day is nice but very hard to get a spot. I use the bikes trails the most and the improvements the last two years have been nice but seem to take an eternity to complete. There were months that went by on the Big Dry Creek trail where areas were blocked off but no work was being done at all. Very inconvenient but glad it's done.
- Keep open space
- Less focus on golf facilities.
- Love living in Westminster. The fees for most activities at rec centers are expensive for seniors - lower cost would help. Homeless people using the facilities (library) are not safe and unsanitary. Staff is very rude at rec center and libraries.
- Love the open spaces and dog park. Would love it if limb recycling was more often.
- Lower Church Lake - needs do be restored to a waterfowl habitat.
- Lower water and waste costs to residents, layoff management and cut costs and lower budgets. Make fees lower for residents. Stop building and developing. Stop spending. Layoff these workers just standing around.
- Many more trees. Add more water impediment structures to allow runoff water to sink into the ground.
- More available activities



- More bathroom facilities at parks - helps kids & pregnant mom's homeschool resources.
- More bathrooms and water available.
- More how to or learning classes at low fees. More indoor/outdoor athletics for children and youth like soccer, baseball, football, volleyball, basketball, lacrosse on teams at low cost.
- More teen programs for performing arts/stem and steam; more rec centers for teens and elderly; better/less expensive water recreation access
- Most immediate big improvement would be fixing swim lessons. They fill up in under an hour once available for the summer and then that's it. The demand far outweighs availability for swim lessons and for other youth programming as well. The library also isn't as good as the Broomfield library so we always wind up there instead for library needs.
- My household loves the antique tractor at Oakhurst Park. If you ever remodel Oakhurst Park, please let the tractor stay.
- Not a fan of golfing. But love your outdoor parks and love the libraries. It would be cool to have a couple more playgrounds or just trees. Indoor pools would be nice too since it's nice to swim even in January.
- Not much to comment since I live very close to parks, the rec, and library! Keep it up!
- Open space provides an emotional "time out". Please don't reduce them.
- Our libraries need all the support they can get to remain relevant in an increasingly technological world. Children must learn to read and develop life long learning skills.
- Parks & rec are great. Some updates are needed. Library needs a lot of work. I have reached out for support on multiple things multiple times and have been severely disappointed time and again. It seems that the employees are stretched too thin and the hours are really difficult to work around. We need more workers so things are done efficiently and hours can be more consistent. We need to do more outreach to support teens because most of them barely know there's a library at college hill they can use! Get into the local schools to help with summer slide!
- Please bring the disc golf course back. I love going to College Hill to do puzzles.
- Please consider participating in CARA youth sports.
- Please do not Take the off-leash open space away from our community. This is the best park about living in Westminster. Nothing like it anywhere, it's a great place to socialize animals and get great exercise...
- Please make the picnic areas around Stanley Lake more inviting. Maybe cement pads for the picnic tables.
- Please use Zenger Elementary and create a new rec center.
- Programs for older adults who still work. I.E. Scheduled after normal working hours vs. in the morning and early afternoon when people are at work.
- Protect the open space at the NW corner of 84th and federal.
- Provide more infrastructure like benches, shade, water, and restrooms along the trails.
- Providing places for families to enjoy mature is most important! continue to upgrade Dry Creek open space and Stanley Lake
- Rec Center is way to expensive for gym use. Vasa fitness is way cheaper and offers way more.
- Stop allowing developers to encroach on open space with expensive condos.

- Stop building huge apartments complex in shopping centers parking lots. There's too many people in small areas.
- The city could improve how the history of the area is showcased and include references to indigenous contributions and other of other groups. Likewise in the offerings for arts and other classes, consider adding more expansive cultural offerings. We suggest emphasizing facilities and activities that appeal to and are used by many residents and reducing expenditures on niche things such as golf. We greatly value that excursions are offered. Perhaps consider offering those with a youth focus. For youth, more how-to skill building that expand their capacity to access and enjoy all the nature that surrounds Westminster. Consider partnering with FRCC to offer extension options or for credit options at a discounted rate. Consider combining services with Jeffco Library to improve offerings and a more centralized system.
- The college hill library has a strange odor that bothers our family. It's almost like a bleach smell but with a note of something else. We go only to Broomfield now because it bothers us all so badly. I don't know if it's a sanitation procedure or what it is but it's stopped us entirely from going to the Westminster library.
- The tennis court at Zeuger Elementary needs repair.
- The Wi-Fi at the college hill library is not strong enough. It is the perfect place for studying but I have to go to Irving street for wifi.
- There are no playgrounds within walking distance to my home. I do think the trails and outdoor spaces are amazing.
- To expand buildings.
- Too many rattlesnakes at the dog park at 100-Simms.
- Turf fields with lights similar to Trailwinds in Thornton
- We love all of the trails near Stanley Lake. We also love pet-friendly programming.
- We love the open space.
- We love Westminster parks and wish that more of them had better coverage in the hot summer months and better restroom access for so many little kids.
- We need more bike trail connectivity. There is no way to safely bike from our neighborhood (Walnut Grove / Countryside) north to connect up to the trails in Broomfield, or East to connect to the Hwy 36 bike trail, or to go to the Hwy 36 Park & Ride /Bus Station at Broomfield Station (the closest to our house). Our only option to get to the Hwy 36 bike trail (safely) is to go pretty far south to the Dry Creek Trail and then backtrack back to the north and west quite some distance. The only way to get up north to Broomfield to connect to trails there is by biking on Simms or Wadsworth, both which we do not feel are safe options for bikes. Also, we LOVE our local libraries! They are invaluable to our family.
- We need more restrooms and shaded areas in parks. More indoor activities for kids up to teen years.
- We need more restrooms at parks. Toddler classes at times other than the middle of the day. Expand the Country Side pool it is too small for the entire community to use.
- We need to create walkable and bike able communities, inclusive and safe communities, and expanded access.

- WE USE JEFFCO FACILITIES OUT OF HABIT -USED TO LIVE IN JEFFCO- AND ONLY USE LIBRARY ONLINE THERE. NO OTHER SERVICES, BUT ARE CHARGED TAXES FOR BOTH APEX AND WESTMINSTER-DONT FEEL THIS IS FAIR-IS THERE A SOLUTION WE ARE MISSING?
- We use West View Rec Center, the people are great!
- We'd love to have an indoor playground. We would also like to see libraries and the indoor swimming areas be open during hours that preschool kids can use them (Weekends 8am-11am, weeknights). Especially weekend mornings is when our youngest kids need a place to play, and the pools open too late for them.
- Westview needs an expansion and an indoor pool. Whole city needs more bike trails. Central and East infrastructure is good as is.
- With all the homeless in the area I believe that the parks are not safe. There's a problem with camping, trash, and leaving the pavilions dirty.
- Working adults would appreciate evening classes. I would also like to volunteer.
- Would love an outdoor all weather track that is open to the public.
- Would love to see more libraries.
- Would love to see more nature play style playgrounds. Would love to see more preschool/youth programs that accommodate neurodivergent students and include OT/speech therapists in youth programs
- Would love to see the tennis courts redone at Sheridan Green - the park is currently a nice area to walk around but adding more fitness/exercise elements would be amazing. Maybe even adding some outdoor workout equipment placed around the park's walking paths.
- Defund golf courses and put more money into the libraries.
- Expand West View rec center to include indoor swimming. Continue to preserve, protect Westminster dog park/open space at Simms/100th and continue to preserve, protect Standley Lake.

#### **School District: Westminster – Adams 50**

- Ada accessibility not as much as we would like. You only honor silver Sneakers - doesn't work - our insurance is for Silver and Fit. I go to Thornton for the programs I want.
- Be flexible in using existing facilities such as converting tennis courts to pickleball courts.
- Bike able neighborhoods and bike paths go a long way to improving mental health of residents and creating accessibility regardless of socioeconomic status.
- Continue police patrols and keep lighting at night.
- Downstairs at the public library needs 4 individual cubes like upstairs and a few more tables.
- Golf should have similar feature as the recreation facilities - Silver Sneakers - this discount is the only reason I exercise. Low cost.
- Have more parks with actual restroom facilities and not portable. I am trying to reserve a pavilion for a class reunion and there is such a limited amount of parks available that have shelter and restroom facilities. Apparently I would have to have our event before July 7th. We prefer Squires Park but once again for the second summer it is unavailable due to renovations. May have to look into other cities for facilities.
- Help the homeless near the Irving Street Library.

- I enjoy all the Silver Sneakers programs...the Library and Libby availability. The parks are great for walking and the playgrounds are very nice for grandkids. I appreciate the MAC craft show. Overall I feel lucky to live in Westminster
- I love the events you put on, wish we had more ceramics classes.
- I really like the programs you did with the Catamounts. I'd love to see more like it, more immersive, more history and learning brought to life in fun and unique ways. I'd even like to be a part of it, potentially.
- I want a balanced budget. Roads and other things should be allocated more money than parks and recreation.
- I would really appreciate it if City Park Fitness Center could be open until 9 pm on Friday, Saturday, and Sunday. Adding an outdoor rock climbing wall to City Park Fitness center would also be amazing!
- Look at expanding open spaces and stop re-zoning acres to pack in more high density housing.
- Lower rates for rec center membership. Later hours at rec center. More mailed info on what is available.
- Mac - formally provided services that I enjoyed; Puzzle area - men gathered to talk; Baseball group - all gone
- More classes, recreation classes for the disabled/Parkinson's, etc., like boxing, yoga and pedaling
- More for the blind
- More information about different programs. Invite people open house incentives
- More security around activities; Remove campers along trails and make sure feces are cleaned up and not entering our waterways.
- More trash cans on trails. Appreciate the poop bag stations, but there is no where to place the poop.
- My family and I would like to see more trees planted at parks, for more shade and it really adds to the environment.
- No money for golf. Let private groups pay for it. Also, tax it heavily, it destroys the environment and only the wealthy benefit.
- Pickleball courts
- Please keep restrooms open at our parks and do more to keep the unhoused from living in our parks.
- Please keep them clean and safe. We love the cheap outdoor pools w/rec card.
- Pricing needs to be more affordable so everyone can afford to participate
- Remove ornamental grass around every building which doesn't need it - any courthouse or library or anything that isn't a park/field. All grass should be watered with reclaimed wastewater.
- Safety is critical for kids to be able to take advantage of opportunities. Safety needs to be apparent.
- Stop development on 84/88 Lowell/Federal. Create park for all to enjoy.
- Thank you for tennis and pickle ball courts. The new courts on 74th and Federal will hopefully be (challenge in courts), such like Prospect Park in Arvada

- The rec fees are too high for us middle class income families.
- THE SIZE, QUALITY, BREADTH OF THE BLOOMFIELD REC CENTER IS WHAT I HOPE TO SEE IN WESTMINSTER, ESPECIALLY THE DESIGN AND USE OF THEIR AQUATIC SERVICES
- Very supportive of programs that restore natural resources and planting additional trees.
- We have only lived here for 6 months. We would love more access to Hidden Lake.
- We would love to see Irving Street Library get a playground back.
- Westminster outdoor space keeps me here.
- Westminster’s commitment to preserving open space is one of my favorite things about the community. I have enjoyed outdoor concerts and library events in the past but not as much in recent years. I expect to participate more in the future, perhaps after I retire in a few years.
- Would like to see more restoration specifically around water infrastructure (wolfs run park stormwater ditch), decrease golf or conversion from traditional golf landscaping, more lighting in parks and nature friendly lighting, more pop up park events in old downtown area parks. In general would like to see revitalization of old downtown to make that a focus area of Westminster as a walkable / livable commercial and mixed use corridor
- I don't like how limited our library system is. With only two branches it is difficult to have much selection. I end up using Denver or Jeffco instead. Also, the fees for recreation are so high that it is cheaper to get a Vasa subscription.
- Library needs a layout change. Better displays to make books look interesting. Staff needs to be more friendly.
- Stop the Uplands, Stop the water treatment plant and keep the spaces open. The Uplands area would've made a great open space or park for nature and the beauty the city has had for a long time. Now its all being destroyed because of the cities greed and corruption. The eagles where the treatment plant are going the land will be destroyed
- The 32 day summer camp requirement is difficult for homes with shared custody. The library is great and deserves more resources.
- The older areas of Westminster i.e. 72nd and Federal up to 100th and west to Sheridan is lacking in Parks, open space, recreational areas!!! Feel the “older” areas are forgotten!!!

#### **School District: Other**

- control expenditures!!!!
- Trails, dog parks and open space are very good. Thanks for Big Dry Creek and Metzger Farm.
- We are everything about the library except that it seems to push liberal ideologies (LGBT< Middle-Eastern religions, etc.) with the programs offered. We would care to see the conservative Christian residents represented more as well.
- Westminster is lacking a good skatepark, Kings Mill is small and located in a very inconvenient location. The rec center park is outdated and turns newer riders away. We’re at a point we’re skateboarders are so desperate we are building our own parks. A city funded park would be so beneficial to the community.



# Survey Instrument



**Department of Parks, Recreation, and Libraries**  
City Hall 4800 W. 92<sup>nd</sup> Avenue  
Westminster, Colorado 80031  
Westminsterco.gov/parksrecreation  
303.658.2192

January 2024

Dear Resident,

The City of Westminster Parks, Recreation, and Libraries (PRL) Department is developing a long-range Vision Plan to guide us over the next 10 to 20 years. Part of this work includes a parks, recreation, and libraries needs assessment survey. The results of this survey will be used to inform recommendations and establish priorities for PRL facility and program improvements.

Your household was one of a limited number selected at random to receive this survey! Your response is vital to the success of the Vision planning effort and we greatly value your time and feedback.

We have selected an independent research firm, ETC Institute, to conduct this survey. Your responses will remain confidential and are treated anonymously. We anticipate this survey to take approximately 15-20 minutes to complete, however, each question is extremely valuable. The time you invest in completing this survey will help us take a resident-driven approach to making decisions about the future of the City's Parks, Recreation, and Library facilities, programs and services. **By completing the survey, you will have the opportunity to enter a drawing for a chance to receive one \$500 prepaid Visa gift card sent via email.**

Please return your completed survey in the enclosed postage-paid envelope addressed to ETC Institute, 725 W. Frontier Circle, Olathe, KS 66061. If you would like to take the survey online, the website address is [WestminsterParkSurvey.org](https://WestminsterParkSurvey.org).

If you have any questions about the Vision Plan, please contact the project team at [PlanPRL@westminsterco.gov](mailto:PlanPRL@westminsterco.gov). For questions specifically about this survey, please contact Ryan Murray, ETC Institute's Project Manager, at 913-254-4598 or [Ryan.Murray@etcinstitute.com](mailto:Ryan.Murray@etcinstitute.com).

Sincerely,

A handwritten signature in blue ink that reads "Tomás Herrera-Mishler". The signature is written in a cursive style.

Tomás Herrera-Mishler  
Director of Parks, Recreation and Libraries  
City of Westminster

# 2023 Westminster Parks, Recreation, and Libraries Department Needs Assessment

*Let your voice be heard today!*

The City of Westminster would like your input to help determine parks, recreation, and library priorities for the City to inform the Department's Vision Plan. This survey will take 15-20 minutes to complete. When you are finished, please return your survey in the enclosed postage-paid, return-reply envelope. If you prefer, you can complete the survey online at [WestminsterParkSurvey.org](https://www.westminsterparksurvey.org). We greatly appreciate and value your time!

**1. During a typical year, do you or any member of your household visit any City of Westminster parks, recreation, and library facilities?**

\_\_\_(1) Yes      \_\_\_(2) No [Answer Q1a.]

**1a. If your household does NOT visit any City of Westminster parks, recreation, and library facilities in a typical year, please CHECK ALL of the following reasons why you do NOT visit.**

- |  |  |
|--|--|
| ___(01) Use other city, county, private or HOA facilities      | ___(10) Lack of ADA accessibility                      |
| ___(02) Too far from home                                      | ___(11) Do not feel welcomed/accommodated              |
| ___(03) Not aware of park or facility locations                | ___(12) Lack of transportation                         |
| ___(04) Facilities are not well maintained                     | ___(13) Lack of restrooms                              |
| ___(05) Old and outdated facilities                            | ___(14) Language/Cultural barriers/age barriers        |
| ___(06) Lack of features we want to use                        | ___(15) Fees are too high/lack of financial assistance |
| ___(07) Lack of parking to access parks/facilities             | ___(16) Pandemic-related concerns                      |
| ___(08) Do not feel safe using parks/facilities                | ___(17) Facility hours are not convenient              |
| ___(09) Facility equipment or technology doesn't meet my needs | ___(18) My technology needs are met elsewhere          |
|  | ___(19) Other: _____                                   |

**2. During a typical year, do you or any member of your household participate in any City of Westminster parks, recreation, and library programs or events offered and/or hosted by the City of Westminster?**

\_\_\_(1) Yes      \_\_\_(2) No [Answer Q2a.]

**2a. If your household does NOT participate in any City of Westminster parks, recreation, and library programs or events during a typical year, please CHECK ALL of the following reasons why you have NOT participated.**

- |  |  |
|--|--|
| ___(01) I don't know what is offered     | ___(10) Fees are too high/lack of financial assistance |
| ___(02) Use programs of other agencies   | ___(11) Prefer virtual programming                     |
| ___(03) Lack of quality instructors      | ___(12) Do not feel welcomed/accommodated              |
| ___(04) Lack of quality programs         | ___(13) Programs of interest not offered               |
| ___(05) Prefer individual activities     | ___(14) Registration is difficult                      |
| ___(06) Too far from home                | ___(15) Lack of transportation                         |
| ___(07) Program times are not convenient | ___(16) Too busy/not interested                        |
| ___(08) Classes are full                 | ___(17) Language/Cultural/Age barriers                 |
| ___(09) Safety concerns                  | ___(18) Parking issues                                 |

**3. Please CHECK ALL the ways you learn about the City of Westminster Parks, Recreation, and Libraries news, activities, and events.**

- |   |   |
|---|---|
| ___(01) City's website                              | ___(10) PRL Activity Guide                              |
| ___(02) Other websites: _____                       | ___(11) Newspapers                                      |
| ___(03) Email notifications                         | ___(12) Radio   |
| ___(04) Materials at city facilities                | ___(13) City staff/elected officials                    |
| ___(05) Temporary signs at parks or around the City | ___(14) Social media (Facebook/Instagram/Twitter aka X) |
| ___(06) Promotions at special events                | ___(15) Television                                      |
| ___(07) City Council Meetings                       | ___(16) Word of mouth                                   |
| ___(08) Church/places of worship                    | ___(17) Westminster Public Library mobile app           |
| ___(09) Flyers                                      | ___(18) Other: _____                                    |



4. Please indicate how well your needs are being met for each of the parks, recreation, and library facilities/amenities in Westminster, listed alphabetically below, on a scale of 4 to 1, where 4 means your household's needs for the item are "Fully Met" and 1 means your households needs for the item are "Not Met." If you do not have a need for an item listed, please circle "9" for "No Need."

Type of Facility/Amenity	Fully Met	Mostly Met	Partly Met	Not Met	No Need
01. Accessible playground equipment	4	3	2	1	9
02. Art exhibitions	4	3	2	1	9
03. Art studio/maker space	4	3	2	1	9
04. Bike park (pump track/skills park)	4	3	2	1	9
05. Botanic/demonstration gardens	4	3	2	1	9
06. Community gardens	4	3	2	1	9
07. Computer stations with internet access and printing	4	3	2	1	9
08. Indoor cardiovascular equipment (elliptical, treadmill, bikes)	4	3	2	1	9
09. Indoor classroom/meeting room space	4	3	2	1	9
10. Indoor fitness class space (aerobics, yoga, silver sneakers)	4	3	2	1	9
11. Indoor performing arts center	4	3	2	1	9
12. Indoor sports fields	4	3	2	1	9
13. Indoor swimming pools	4	3	2	1	9
14. Indoor weightlifting/physical conditioning equipment	4	3	2	1	9
15. Libraries	4	3	2	1	9
16. Library study rooms	4	3	2	1	9
17. Multi-purpose athletic fields	4	3	2	1	9
18. Museums or historic exhibits	4	3	2	1	9
19. Natural areas and open space	4	3	2	1	9
20. Nature centers/environmental learning centers	4	3	2	1	9
21. Off-leash dog area	4	3	2	1	9
22. Outdoor adventure courses and rock wall	4	3	2	1	9
23. Outdoor education spaces	4	3	2	1	9
24. Outdoor swimming pools	4	3	2	1	9
25. Par 3/Executive length golf course	4	3	2	1	9
26. Park shelters and pavilions	4	3	2	1	9
27. Pickleball courts	4	3	2	1	9
28. Playgrounds	4	3	2	1	9
29. Rec and read book kiosk	4	3	2	1	9
30. Skateboard park	4	3	2	1	9
31. Splash pad/spray park	4	3	2	1	9
32. Teaching kitchen	4	3	2	1	9
33. Tennis courts	4	3	2	1	9
34. Trails (walking, running, hiking, etc.)	4	3	2	1	9
35. Water recreation access (stand up paddle board, kayak, canoe launches, fishing piers)	4	3	2	1	9
36. Other: _____	4	3	2	1	9

5. Which **FOUR** facilities/amenities from the list in Question 4 are **MOST IMPORTANT** to your household? [Write in your answers below using the numbers from the list in Question 4, or circle "NONE."]

1st: \_\_\_\_ 2nd: \_\_\_\_ 3rd: \_\_\_\_ 4th: \_\_\_\_ NONE

6. Please indicate how well your needs are being met for each of the parks, recreation, and library programs in Westminster, listed alphabetically below, on a scale of 4 to 1, where 4 means your household's needs for the item are "Fully Met" and 1 means your household's needs for the item are "Not Met." If you do not have a need for an item listed, please circle "9" for "No Need."

Type of Program	Fully Met	Mostly Met	Partly Met	Not Met	No need
01. Adaptive recreation programs	4	3	2	1	9
02. Agriculture/Farming education	4	3	2	1	9
03. Aquatic programs	4	3	2	1	9
04. Archaeology programs	4	3	2	1	9
05. Arts and craft programs	4	3	2	1	9
06. Before and after school programs	4	3	2	1	9
07. Book clubs and author programs	4	3	2	1	9
08. Camp programs	4	3	2	1	9
09. Children's Storytimes	4	3	2	1	9
10. Community events (concerts, festivals, races, outdoor movies)	4	3	2	1	9
11. Cooking/Food	4	3	2	1	9
12. Digital literacy/technology programs	4	3	2	1	9
13. English language classes	4	3	2	1	9
14. Environmental education programs	4	3	2	1	9
15. E-sports programs/leagues/tournaments	4	3	2	1	9
16. Game/Movie nights	4	3	2	1	9
17. Genealogy, heritage, and history programs	4	3	2	1	9
18. Geocaching	4	3	2	1	9
19. How-to classes and workshops	4	3	2	1	9
20. Interpretive education programs	4	3	2	1	9
21. Job search and employment skills	4	3	2	1	9
22. Learn to Golf programs	4	3	2	1	9
23. Mobile or "pop-up" education programs (i.e., programming brought directly to neighborhoods)	4	3	2	1	9
24. Multigenerational programs	4	3	2	1	9
25. Outdoor adventure programs	4	3	2	1	9
26. Outdoor fitness programming	4	3	2	1	9
27. Outdoor skills/safety courses (survival skills, wilderness first aid, etc.)	4	3	2	1	9
28. Performing arts programs or stage performances	4	3	2	1	9
29. Pet-friendly programming	4	3	2	1	9
30. Preschool programs	4	3	2	1	9
31. STEM/STEAM programs	4	3	2	1	9
32. Teen programs	4	3	2	1	9
33. Tutoring/homework help	4	3	2	1	9
34. Winter recreation programs (e.g., tubing, cross country skiing, etc.)	4	3	2	1	9
35. Youth fitness and wellness programs	4	3	2	1	9
36. Other:	4	3	2	1	9

7. Which FOUR programs from the list in Question 6 are MOST IMPORTANT to your household?  
[Write in your answers below using the numbers from the list in Question 6, or circle "NONE."]

1st: \_\_\_\_ 2nd: \_\_\_\_ 3rd: \_\_\_\_ 4th: \_\_\_\_ NONE\_\_

8. The following is a list of actions the City of Westminster could take to improve its parks, recreation, and library system. Please indicate your support for each potential action by circling the corresponding number to the right.

Types of Improvements		Very Supportive	Somewhat Supportive	Not Sure	Not Supportive
01.	Expand public art opportunities	4	3	2	1
02.	Expand/enhance existing libraries	4	3	2	1
03.	Improve ADA accessibility to programs and facilities	4	3	2	1
04.	Improve existing parks infrastructure (e.g., benches, shade structures, water fountains, wi-fi)	4	3	2	1
05.	Improve existing playgrounds	4	3	2	1
06.	Improve existing trail system (increasing connectivity/accessibility)	4	3	2	1
07.	Improve/add restroom facilities	4	3	2	1
08.	Improve/enhance golf courses	4	3	2	1
09.	Improve/expand existing recreation centers	4	3	2	1
10.	Increase the tree canopy/plant additional trees	4	3	2	1
11.	Restore natural areas (remove invasive plants, restore stream flows)	4	3	2	1
12.	Other: _____	4	3	2	1

9. Which **FOUR** improvements from the list in Question 8 are **MOST IMPORTANT** to your household? [Write in your answers below using the numbers from the list in Question 8, or circle "NONE."]

1st: \_\_\_\_ 2nd: \_\_\_\_ 3rd: \_\_\_\_ 4th: \_\_\_\_ NONE

10. The following is a list of actions the City of Westminster could take to establish new facilities within the parks, recreation, and library system. Please indicate your support for each potential action by circling the corresponding number to the right.

Types of Improvements		Very Supportive	Somewhat Supportive	Not Sure	Not Supportive
01.	Additional library branch	4	3	2	1
02.	Additional recreation center	4	3	2	1
03.	Bike park facility	4	3	2	1
04.	Disc golf courses	4	3	2	1
05.	Outdoor aquatic center	4	3	2	1
06.	Performing arts center	4	3	2	1
07.	Year-round multipurpose sports fields	4	3	2	1
08.	Other: _____	4	3	2	1

11. Which **FOUR** improvements from the list in Question 10 are **MOST IMPORTANT** to your household? [Write in your answers below using the numbers from the list in Question 10, or circle "NONE."]

1st: \_\_\_\_ 2nd: \_\_\_\_ 3rd: \_\_\_\_ 4th: \_\_\_\_ NONE

12. If you had a budget of \$100 for services provided by the City of Westminster, how would you allocate the funds among these categories? [Please be sure your total adds up to \$100.]

\$ \_\_\_\_\_ Parks, Golf, and Open Spaces (including park, outdoor athletic fields and courts, golf, open space, and trails.)

\$ \_\_\_\_\_ Library Services (including libraries, library kiosks, computer services, archives, and educational programming for the needs of residents)

\$ \_\_\_\_\_ Recreation Services (including the city's five recreation and fitness centers; swimming pools; recreational programming for tots, youth, teens, adults, and seniors)

\$ \_\_\_\_\_ Other: \_\_\_\_\_

**\$100 TOTAL**

**13. Please rate your level of agreement with the following statements about the City of Westminster parks, recreation, and library system by circling the corresponding number.**

Parks, Recreation, and Libraries in Westminster...	Strongly Agree	Agree	Neutral	Disagree	Strongly Disagree	Don't Know
01. Are conveniently located	5	4	3	2	1	9
02. Are open during convenient times	5	4	3	2	1	9
03. Are safe	5	4	3	2	1	9
04. Are welcoming	5	4	3	2	1	9
05. Help to reduce crime in my neighborhood and keep kids out of trouble	5	4	3	2	1	9
06. Improve my (my household's) mental and/or physical health	5	4	3	2	1	9
07. Improve residents' quality of life	5	4	3	2	1	9
08. Offer childhood education opportunities	5	4	3	2	1	9
09. Preserve open space and provide opportunities to interact with nature	5	4	3	2	1	9
10. Provide a sense of connection and community	5	4	3	2	1	9
11. Provide affordable programs and facilities	5	4	3	2	1	9
12. Provide facilities that meet the needs of my household's age groups.	5	4	3	2	1	9
13. Provide information and assistance in navigating resources and social services	5	4	3	2	1	9
14. Provide jobs/professional development for youth	5	4	3	2	1	9
15. Provide opportunities for play	5	4	3	2	1	9
16. Provide positive social interactions for me (my household/family)	5	4	3	2	1	9
17. Provide preservation of historic structures and resources	5	4	3	2	1	9
18. Provides access to lifelong learning opportunities	5	4	3	2	1	9

**14. Please share additional comments that could assist the City of Westminster in its efforts to provide first-class parks, recreation, and library amenities and programs.**

---



---



---

**15. our gender:**

(1) Male                       (3) Non-binary  
 (2) Female                     (4) Other: \_\_\_\_\_

**16. Including yourself, how many people in your household are...**

Under age 5:       Ages 15-19:       Ages 35-44:       Ages 65-74:   
 Ages 5-9:       Ages 20-24:       Ages 45-54:       Ages 75-84:   
 Ages 10-14:       Ages 25-34:       Ages 55-64:       Ages 85+:

**17. our age:** \_\_\_\_\_ years

**18. How many years have you lived in Westminster?** \_\_\_\_\_ years

**19. Are you or other members of your household of Hispanic, Latino, or Spanish-speaking ancestry?**

(1) Yes       (2) No

**20. What is the primary language spoken in your home?** \_\_\_\_\_

**21. Which of the following best describes your race?**

(01) Asian or Asian Indian                       (04) White or Caucasian  
 (02) Black or African American                     (05) Native Hawaiian or other Pacific Islander  
 (03) American Indian or Alaska Native                     (99) Other: \_\_\_\_\_

**22. Would you like to be entered into a drawing for a chance to receive one \$500 prepaid Visa gift card for completing this survey? Your contact information will be utilized only for the drawing and will not be associated with your survey responses.**

\_\_\_\_(1) Yes [*Answer Q22a.*]      \_\_\_\_ (2) No

**22a. Please provide your contact information:**

Mobile Phone Number: \_\_\_\_\_ Email Address: \_\_\_\_\_

**This concludes the survey. Thank you for your time!**

Please return your completed survey in the enclosed postage-paid envelope addressed to:  
ETC Institute, 725 W. Frontier Circle, Olathe, KS 66061


Your responses will remain completely confidential. The information to the right will ONLY be used to help identify the level of need in your area. Thank you!

# APPENDIX I: SPRING BREAK CAMP “DRAW YOUR IDEAL PARK” ACTIVITY


# Indoor Activity - Art Corner



Park activities may come in many forms:



In the box below,  
draw what your ideal  
Park would include:





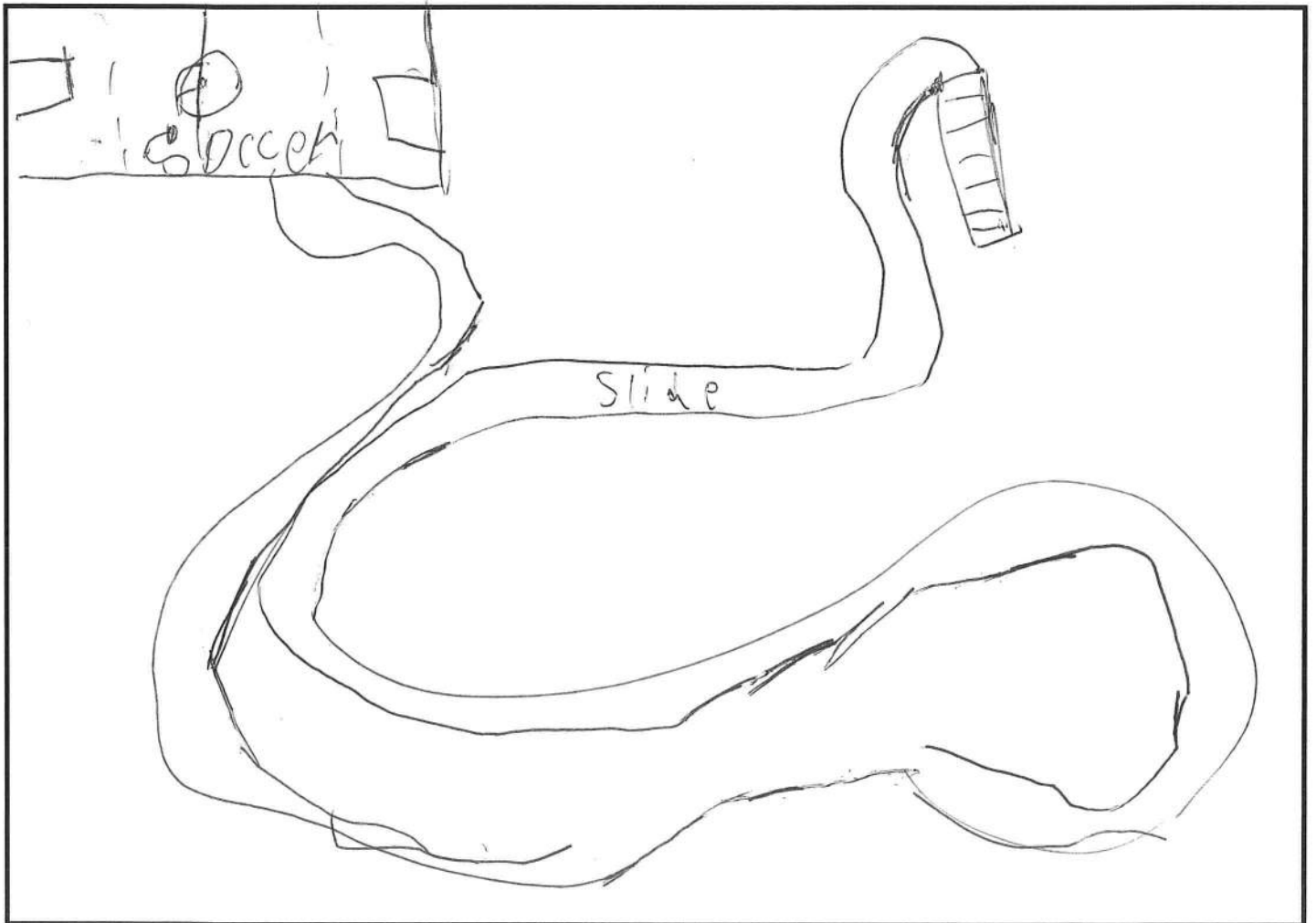
# Indoor Activity - Art Corner



Park activities may come in many forms:



In the box below, draw what your ideal Park would include:






# Indoor Activity - Art Corner



Park activities may come in many forms:



In the box below,  
draw what your ideal  
Park would include:




# Indoor Activity - Art Corner

Park activities may come in many forms:




In the box below, draw what your ideal Park would include:




# Indoor Activity - Art Corner



Park activities may come in many forms:



In the box below,  
draw what your ideal  
Park would include:






# Indoor Activity - Art Corner



Park activities may come in many forms:




In the box below, draw what your ideal Park would include:



# Indoor Activity - Art Corner



Park activities may come in many forms:




In the box below,  
draw what your ideal  
Park would include:



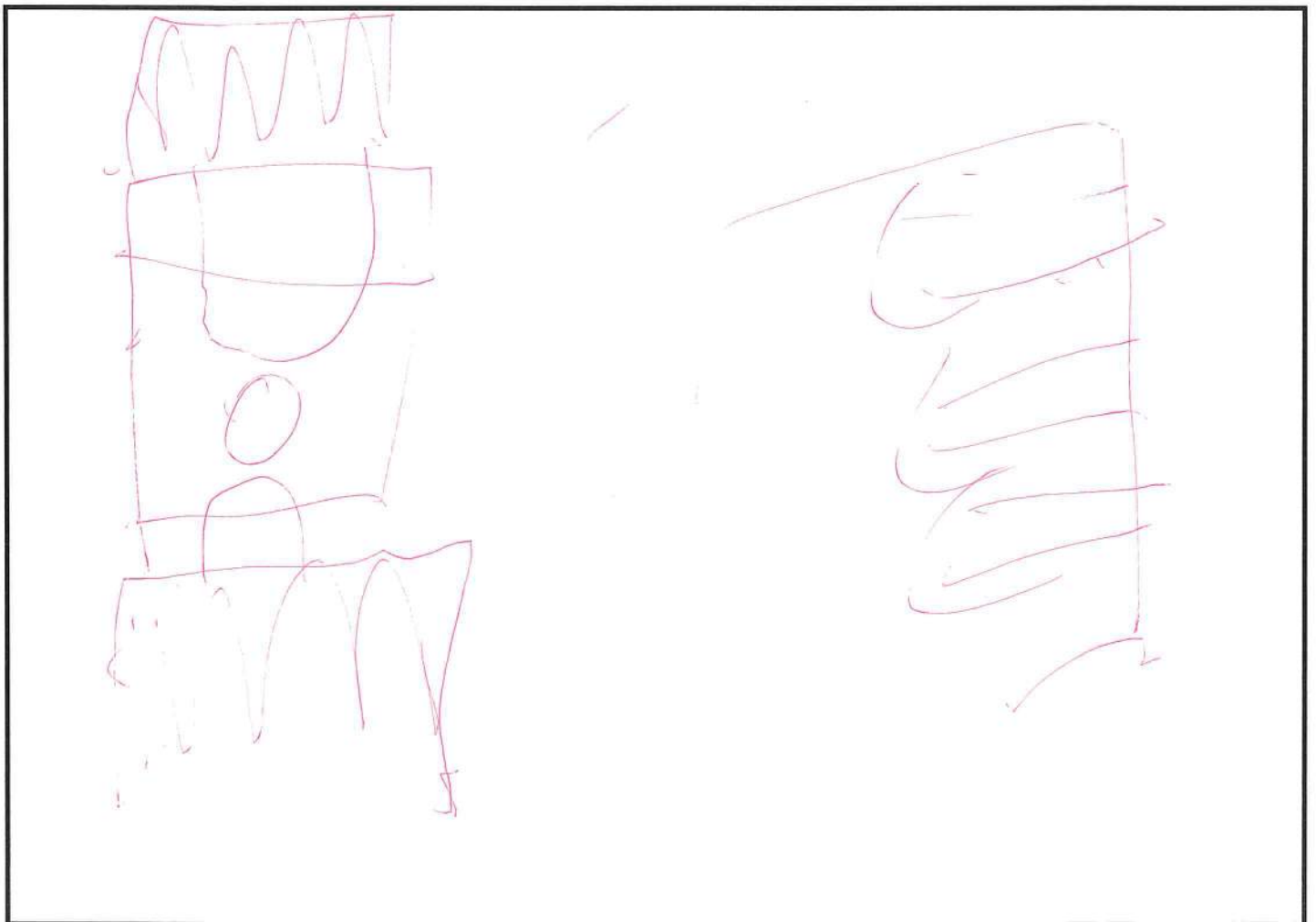
# Indoor Activity - Art Corner



Park activities may come in many forms:



In the box below,  
draw what your ideal  
Park would include:

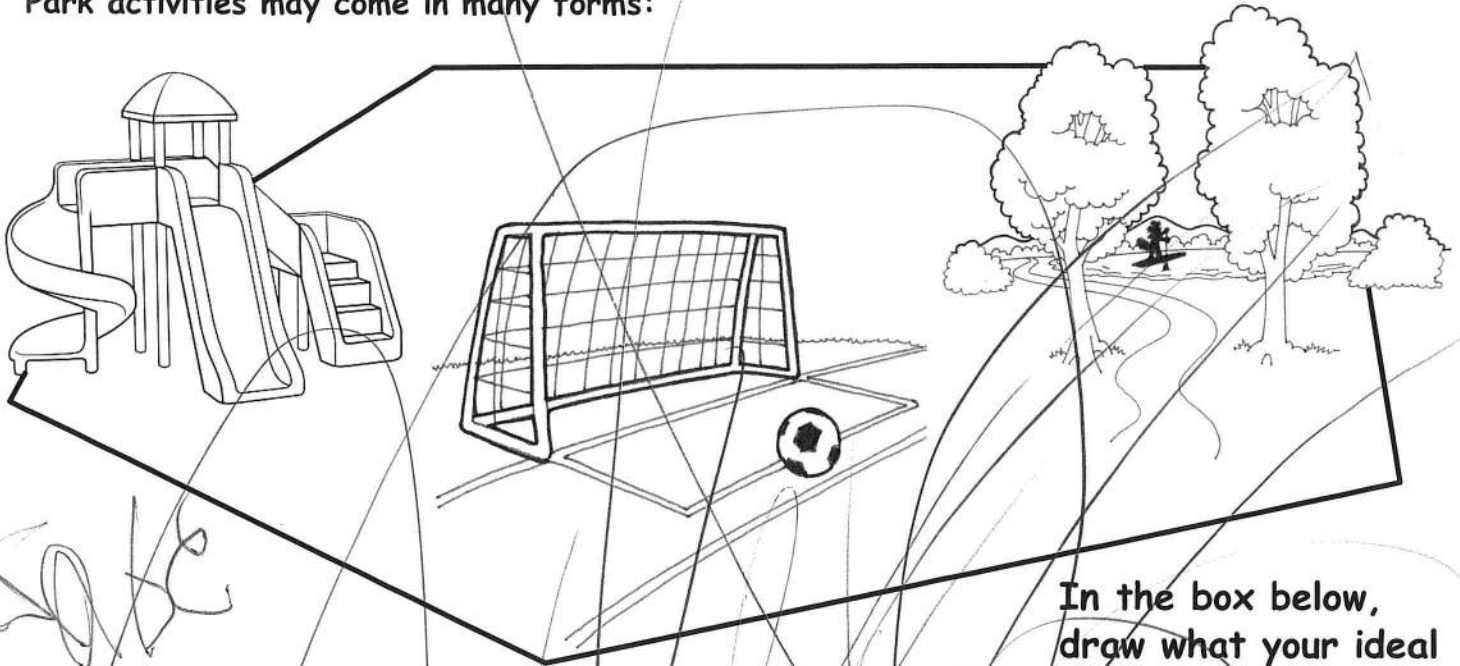





# Indoor Activity - Art Corner



Park activities may come in many forms:




In the box below,  
draw what your ideal  
Park would include:




# Indoor Activity - Art Corner

Park activities may come in many forms:



In the box below, draw what your ideal Park would include:






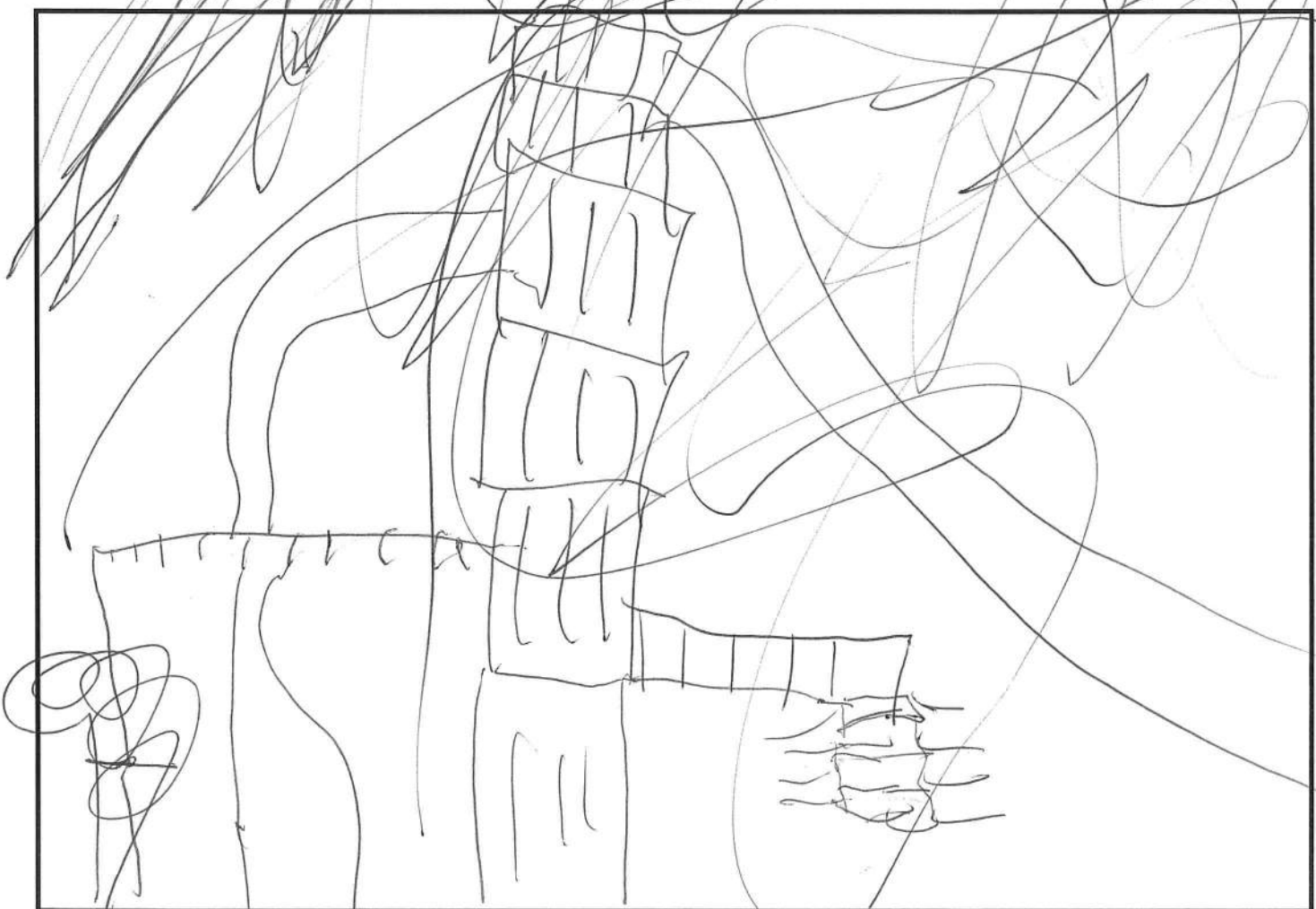
# Indoor Activity - Art Corner



Park activities may come in many forms:



In the box below,  
draw what your ideal  
Park would include:



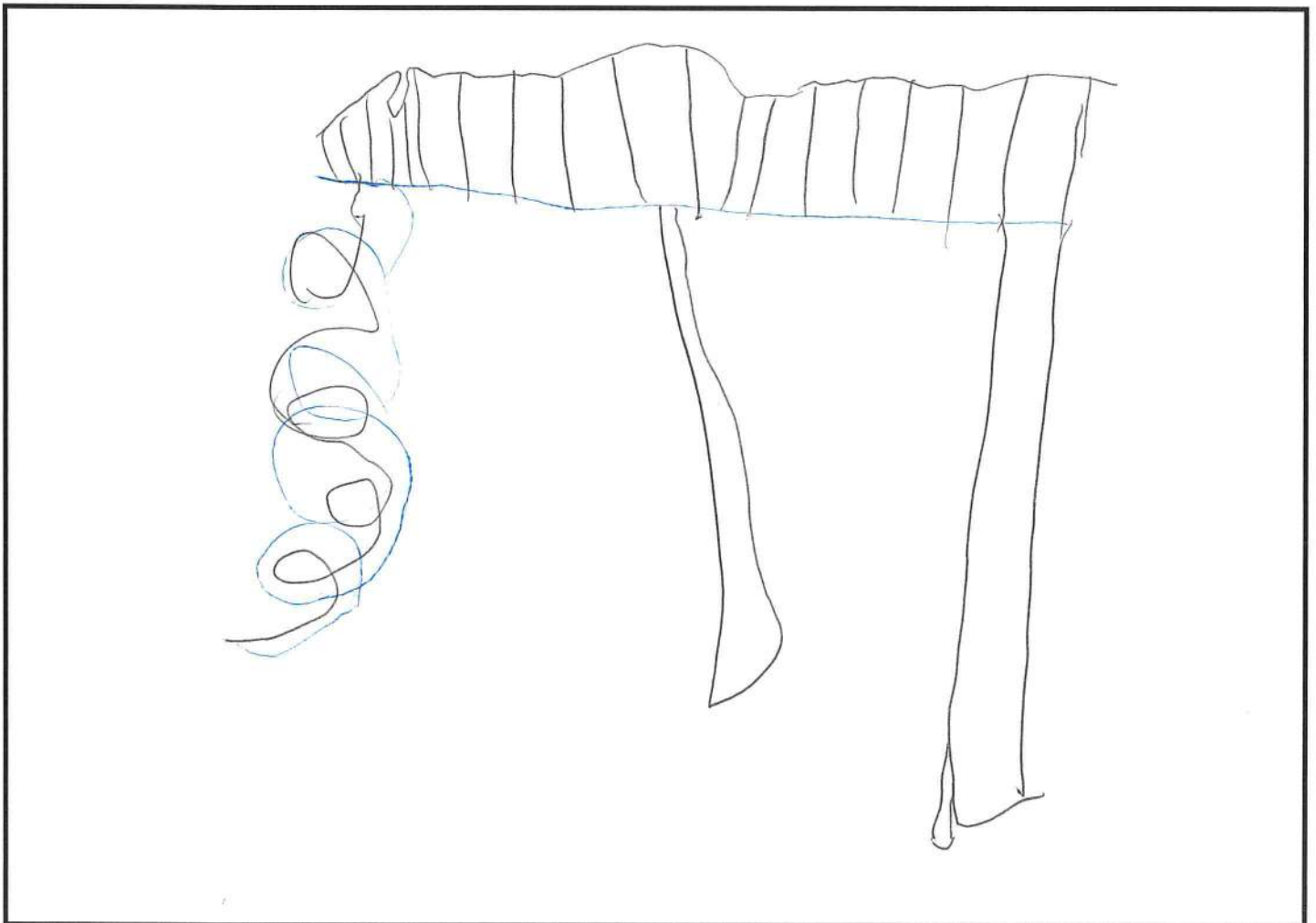
# Indoor Activity - Art Corner



Park activities may come in many forms:



In the box below,  
draw what your ideal  
Park would include:



# Indoor Activity - Art Corner



Park activities may come in many forms:



In the box below,  
draw what your ideal  
Park would include:






# Indoor Activity - Art Corner



Park activities may come in many forms:



In the box below,  
draw what your ideal  
Park would include:




Ru

# Indoor Activity - Art Corner

Park activities may come in many forms:




In the box below,  
draw what your ideal  
Park would include:



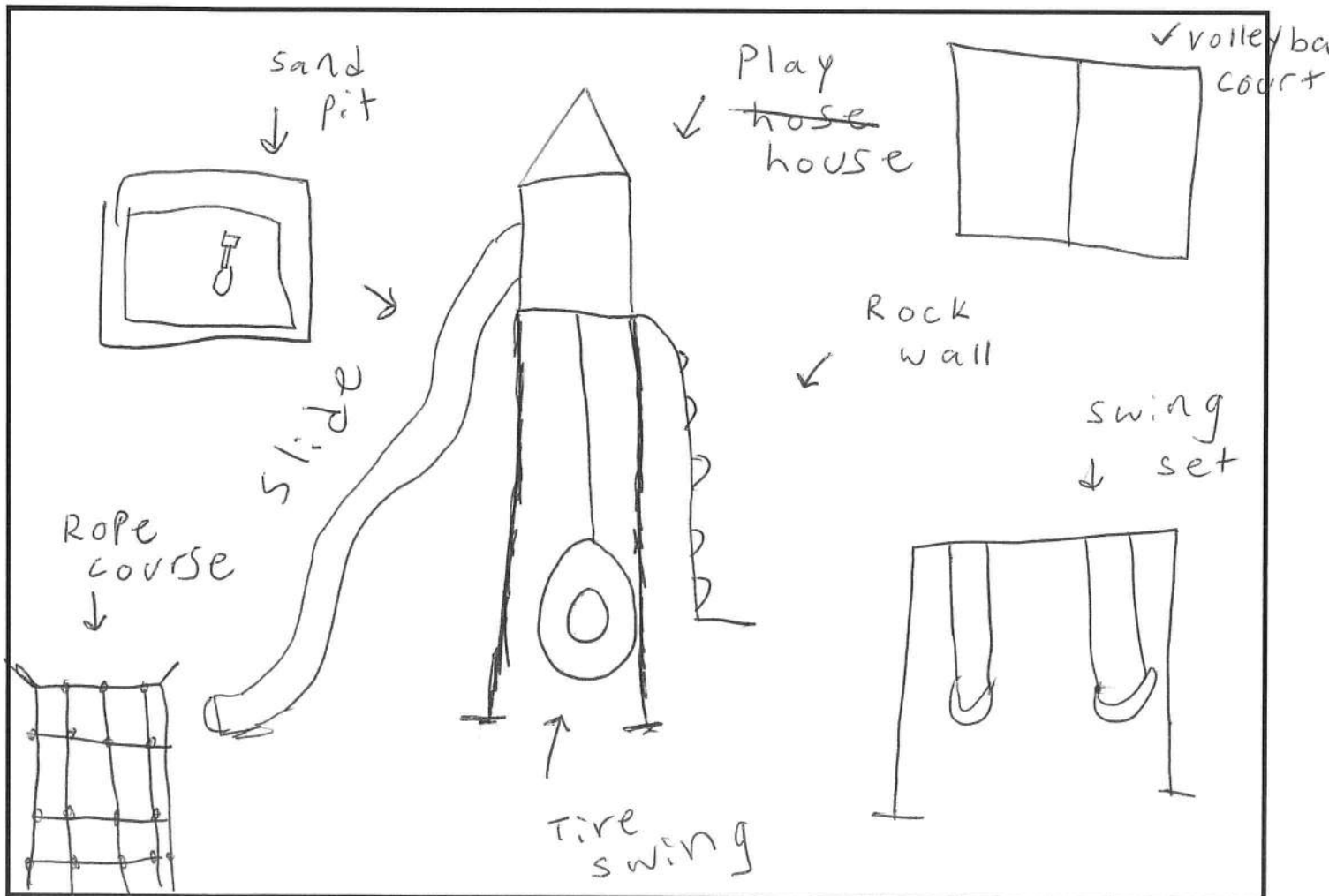
# Indoor Activity - Art Corner



Park activities may come in many forms:




In the box below, draw what your ideal Park would include:





# Indoor Activity - Art Corner

Park activities may come in many forms:




In the box below, draw what your ideal Park would include:



# Indoor Activity - Art Corner



Park activities may come in many forms:



In the box below,  
draw what your ideal  
Park would include:






# Indoor Activity - Art Corner



Park activities may come in many forms:




In the box below,  
draw what your ideal  
Park would include:




# Indoor Activity - Art Corner

Park activities may come in many forms:




In the box below,  
draw what your ideal  
Park would include:



# Indoor Activity - Art Corner



Park activities may come in many forms:



In the box below,  
draw what your ideal  
Park would include:







# Indoor Activity - Art Corner



Park activities may come in many forms:




In the box below,  
draw what your ideal  
Park would include:




# Indoor Activity - Art Corner

Park activities may come in many forms:



In the box below, draw what your ideal Park would include:





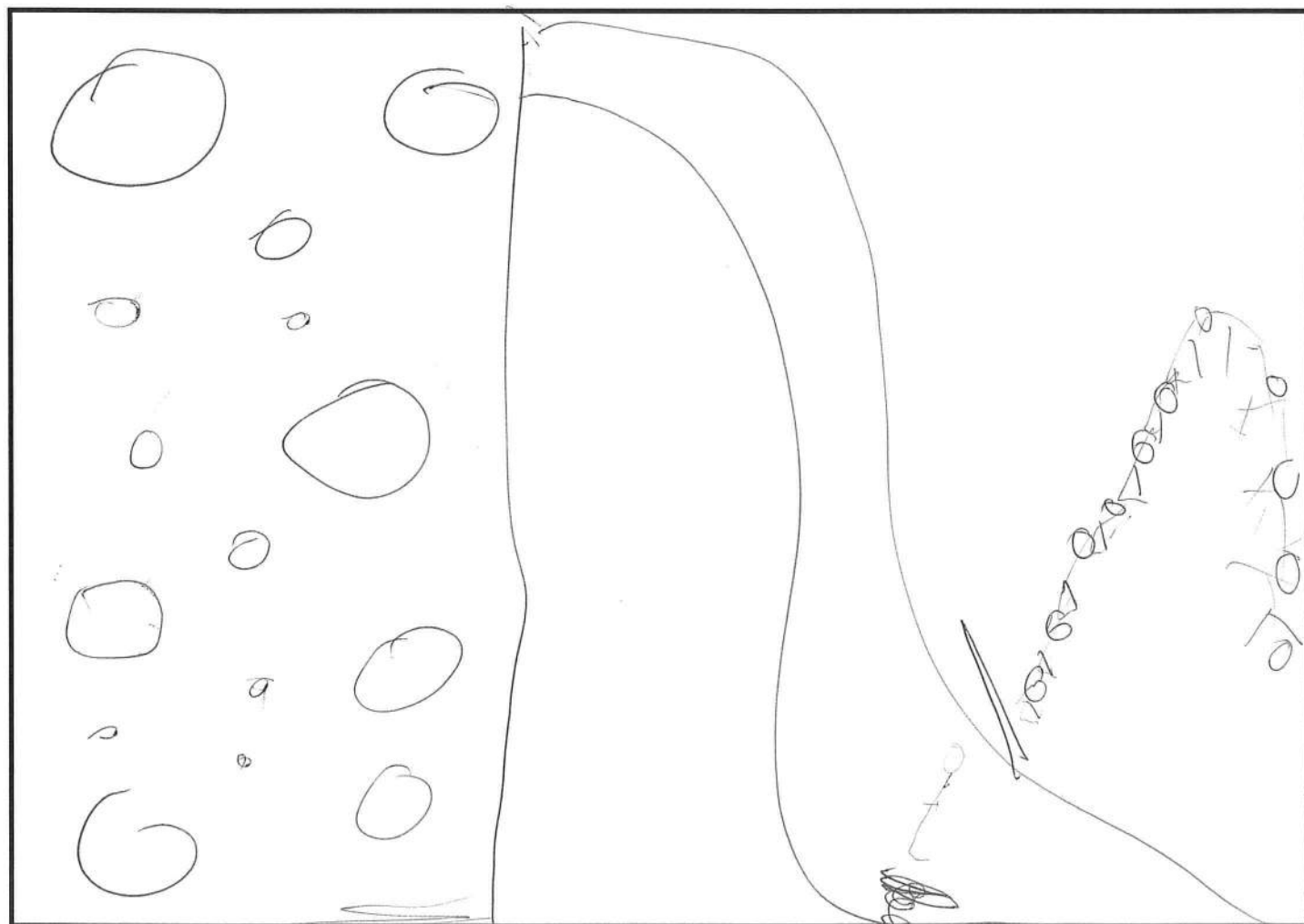
# Indoor Activity - Art Corner



Park activities may come in many forms:




In the box below, draw what your ideal Park would include:



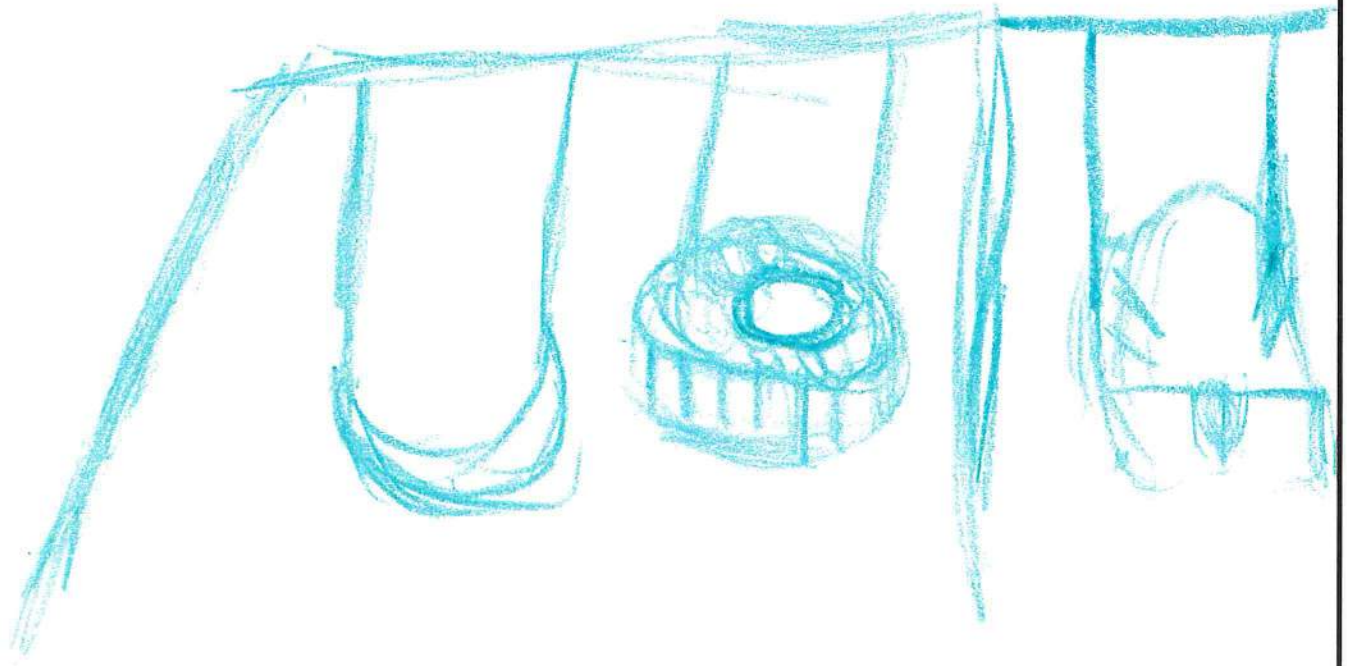
# Indoor Activity - Art Corner

Park activities may come in many forms:



In the box below, draw what your ideal Park would include:

Swing Set.





# Indoor Activity - Art Corner



Park activities may come in many forms:




In the box below,  
draw what your ideal  
Park would include:



# Indoor Activity - Art Corner



Park activities may come in many forms:



In the box below, draw what your ideal Park would include:




7 Revof

7 C

# Indoor Activity - Art Corner

Park activities may come in many forms:



In the box below, draw what your ideal Park would include:






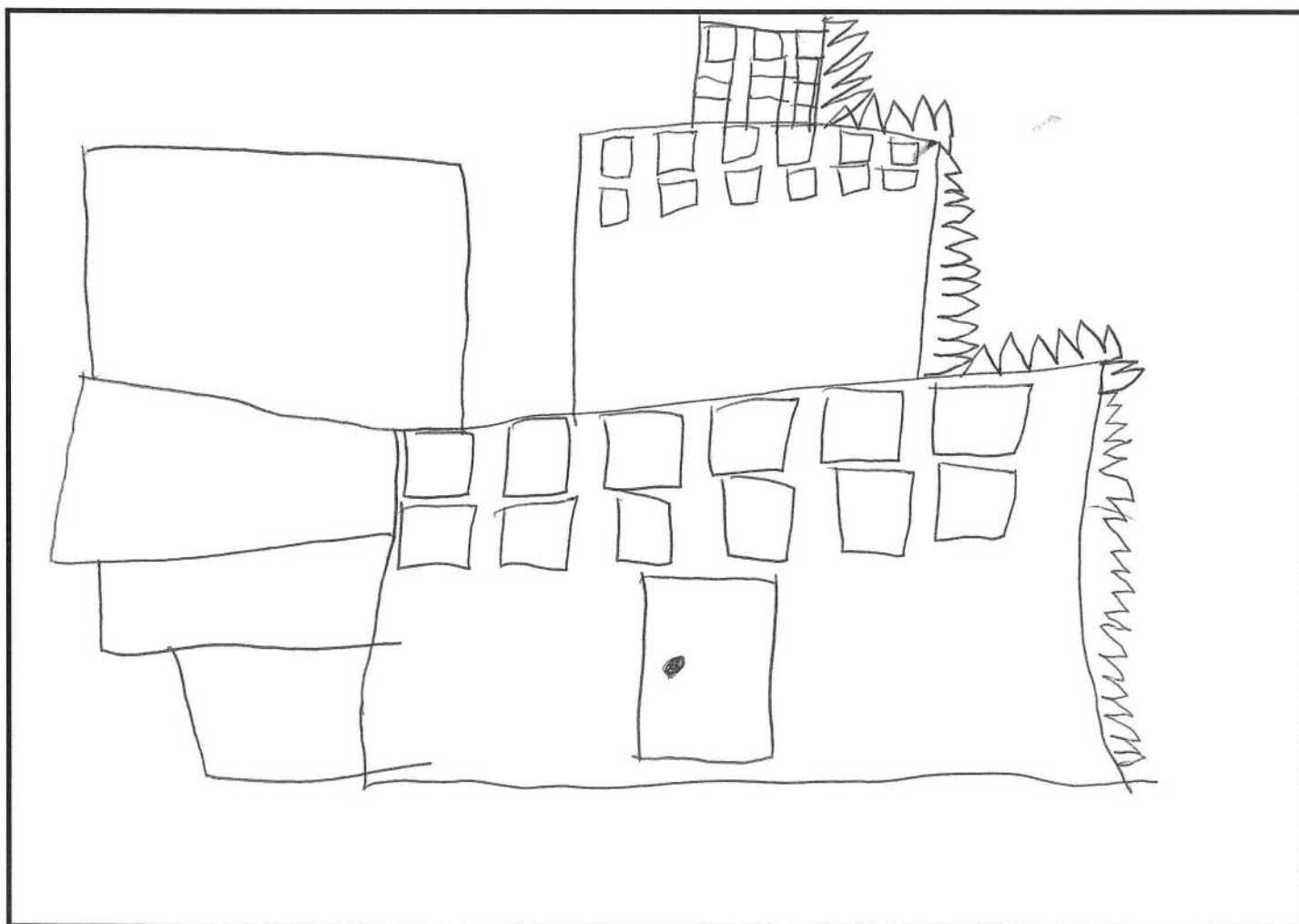
# Indoor Activity - Art Corner



Park activities may come in many forms:




In the box below,  
draw what your ideal  
Park would include:



# Indoor Activity - Art Corner



Park activities may come in many forms:




In the box below, draw what your ideal Park would include:



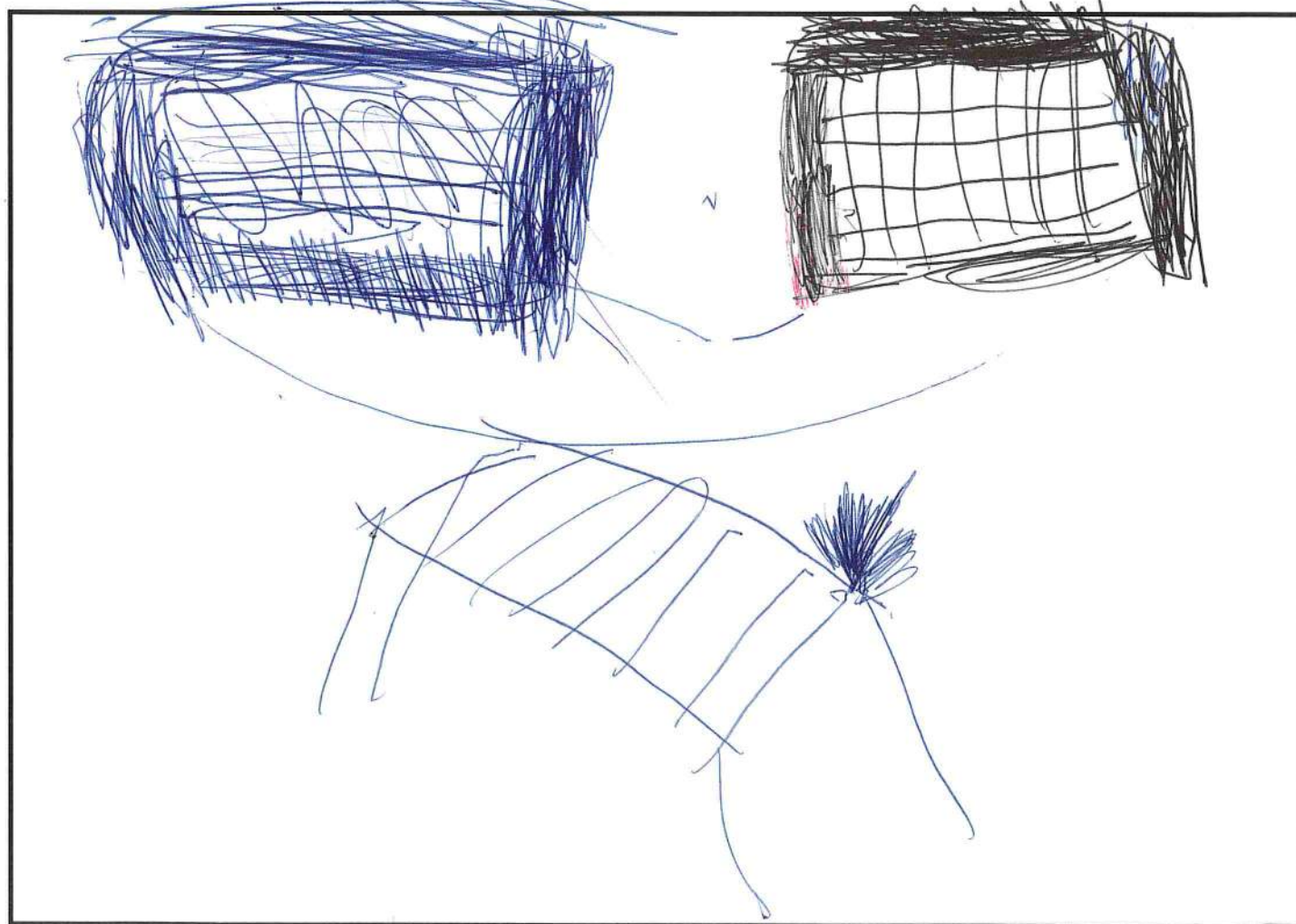
# Indoor Activity - Art Corner



Park activities may come in many forms:




In the box below, draw what your ideal Park would include:



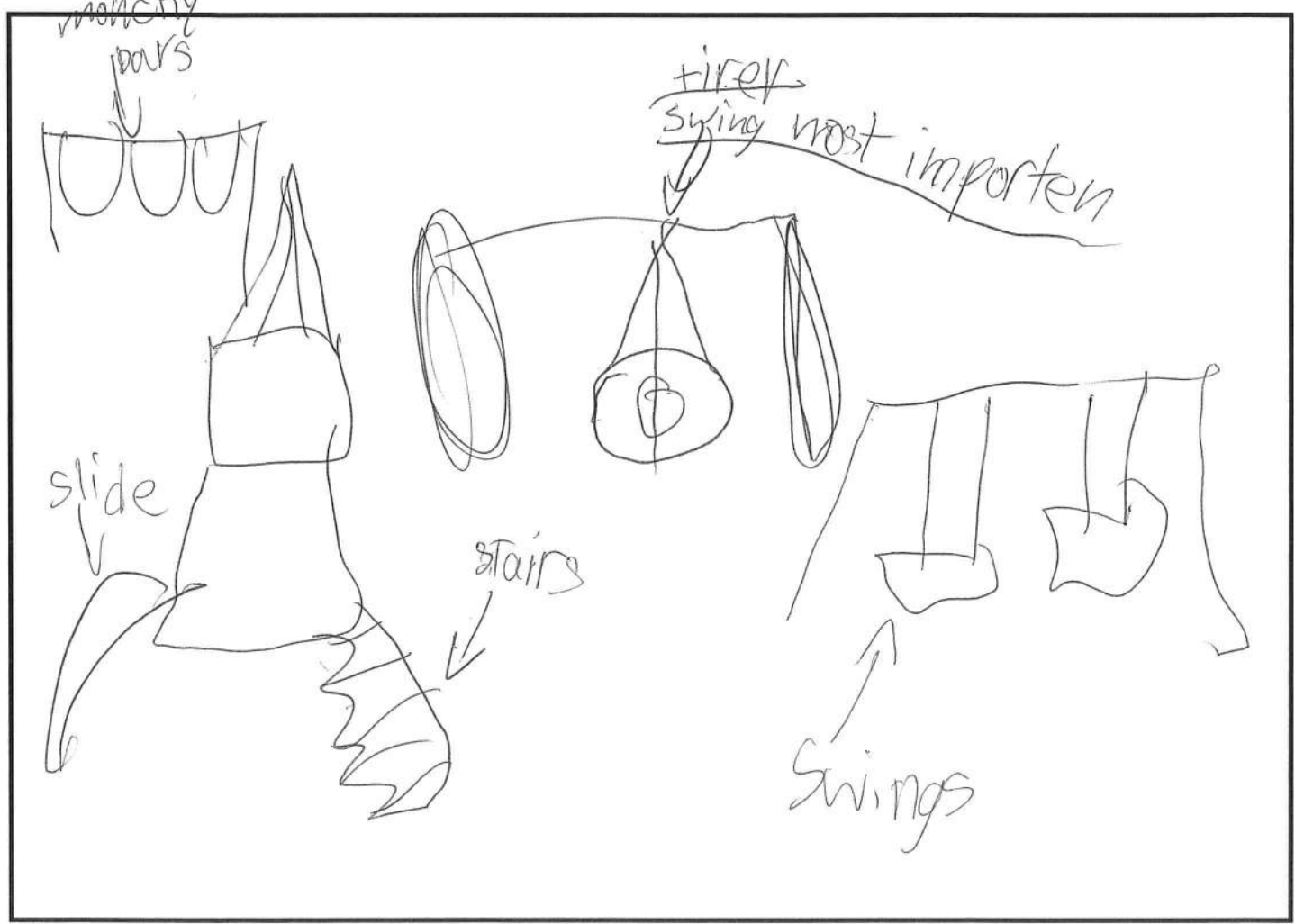


# Indoor Activity - Art Corner

Park activities may come in many forms:



In the box below, draw what your ideal Park would include:





# Indoor Activity - Art Corner

Park activities may come in many forms:



In the box below, draw what your ideal Park would include:

