



WESTMINSTER TRANSPORTATION & MOBILITY PLAN PHASE 1 OUTREACH HIGHLIGHTS

June - November 2019

TRANSPORTATION VISION, CURRENT CONDITIONS, AND COMMUNITY VALUES

Community input is important to help inform the development and implementation of the Transportation & Mobility Plan (TMP), ensuring the plan meets the current and future transportation and mobility needs of the community. The TMP project team has been utilizing a number of online and in-person tools to gather community input throughout the project.

The development of the TMP will be informed by community input during three phases of public engagement and outreach:

1

VALUES, ISSUES, AND TRENDS

- FALL 2019

What is your vision for transportation in Westminster?

What are the transportation challenges and needs in Westminster?

2

TRADE-OFFS, STRATEGIES, AND PRIORITIES

- SUMMER AND FALL 2020

How would you design our streets?

What strategies help achieve the TMP goals?

3

CONFIRMATION

- LATE 2020 TO EARLY 2021

Which recommendations and project ideas are the most important?

Does the plan reflect the community needs and values?

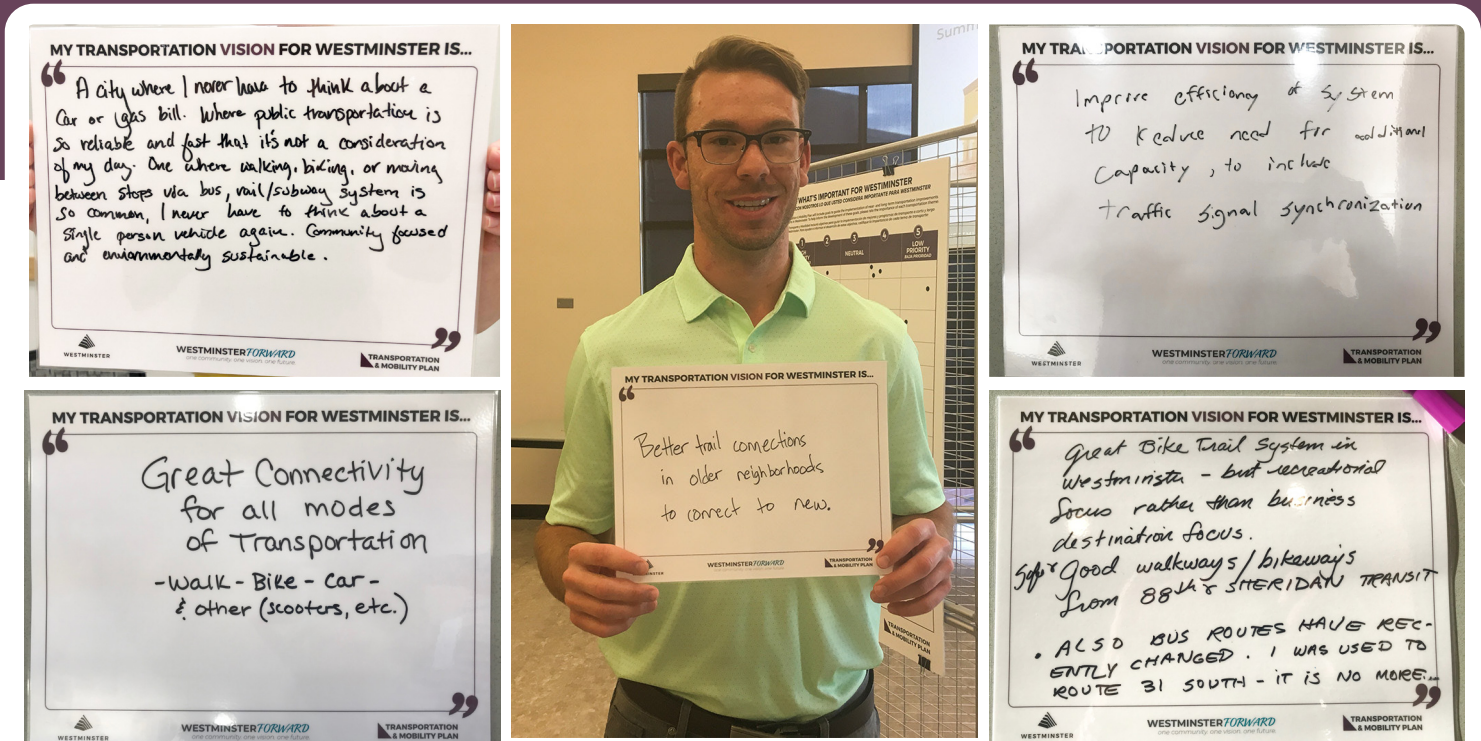
The first phase of community engagement for the TMP development process was completed between June and November 2019 in coordination with [Westminster Forward](#). The project team received community feedback through online surveys and in-person activities at open houses and community events to understand the current transportation experience of those traveling in Westminster and the community's values related to transportation.

Highlights of the community input received during the Phase 1 activities are summarized on the following pages; a more detailed summary of community input received throughout the project will be provided in the final TMP.

TRANSPORTATION VISION FOR WESTMINSTER

The community was asked to provide their vision for transportation in Westminster both through online and in-person activities. This input informs the development of the TMP vision and goals.

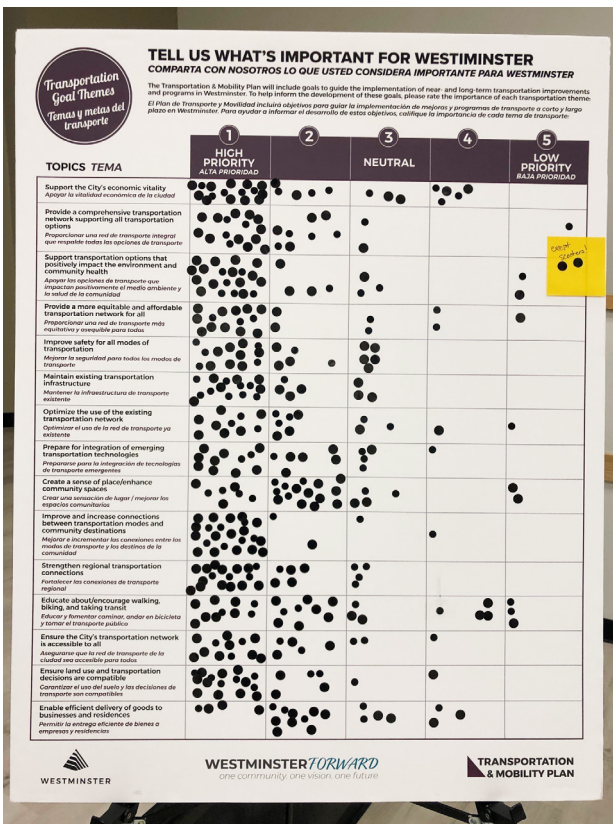
Examples of some of the vision statements received from participants include:



TRANSPORTATION GOAL THEMES AND COMMUNITY VALUES

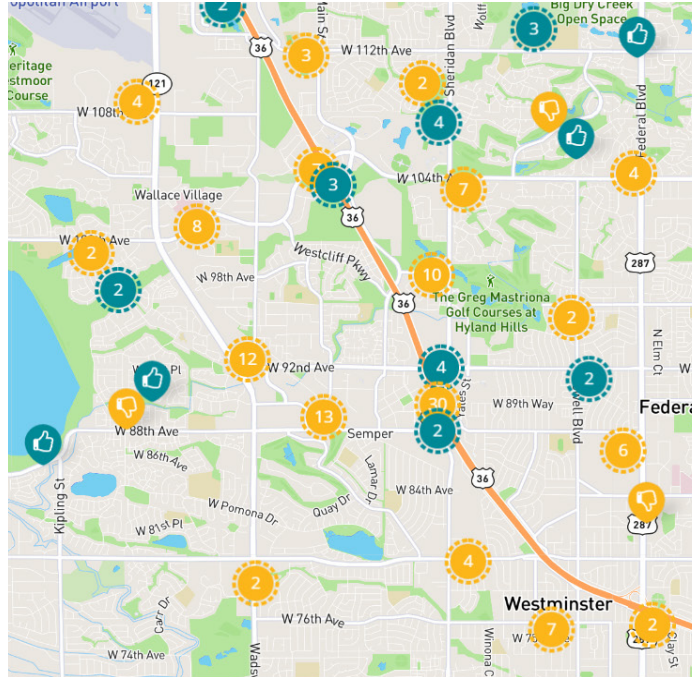
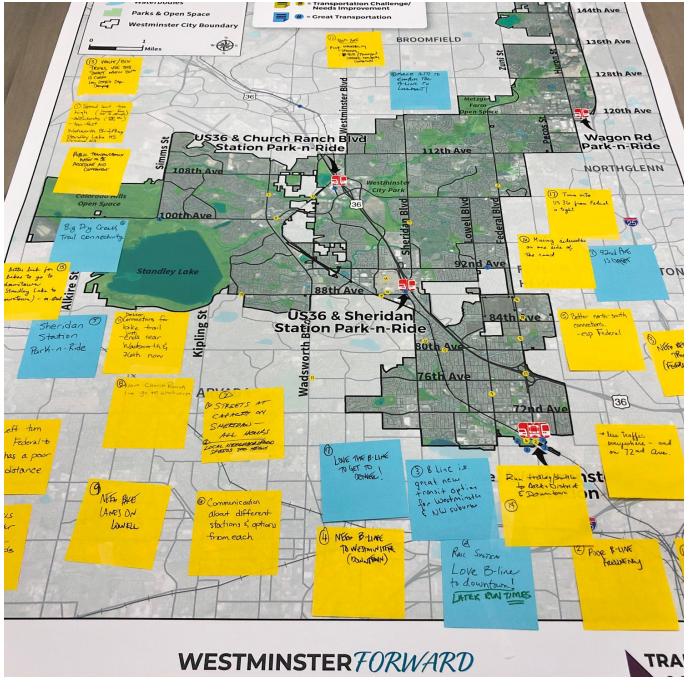
The community was asked to rank 15 transportation themes through online and in-person activities to help inform the development of the TMP goals and recommendations. The themes included topics around creating a multimodal transportation network, supporting the economy and environment, improving transportation safety, maintaining the transportation system, preparing for emerging technology, and improving connectivity and accessibility. Over 1,000 ranking responses were received and the highest-ranked themes include:

- Strengthen regional transportation connections
- Support transportation options that positively impact the environment and community health
- Improve and increase connections between transportation modes and community destinations
- Provide a more equitable and affordable transportation network for all



TRANSPORTATION CHALLENGES AND OPPORTUNITIES

Through in-person and online mapping activities, the community was asked to share their experience of traveling around Westminster, including identifying those areas that are challenging or opportunities to improve transportation. This input informs the development of the TMP Current and Future Conditions Report, goals, and recommendations. Nearly 200 responses were received. Themes from the input received are summarized below:



STREETS

- ▶ The biggest transportation and mobility challenge identified by respondents was **traffic congestion and delays**
- ▶ Most people **drove alone** in Westminster with approximately 7 percent of respondents **carpooling** everyday
- ▶ Many respondents envision a city with improved efficiencies, including **improved traffic signal timing on major corridors**
- ▶ Vehicle **speeding** is a concern for a number of respondents
- ▶ Major roadways experience congestion when local businesses, like Ball, have shift change

WALKING

- ▶ **Twelve percent** of respondents indicated they walk or roll (e.g., wheelchairs, scooters, mobility devices) around the city
- ▶ There is a desire for **improved access to schools** such as the addition of sidewalks and crosswalks
- ▶ It is a priority to survey respondents to **feel safe** no matter what travel mode is being used
- ▶ Many respondents indicated their appreciation for **the open spaces and parks** within Westminster and would like to see more direct connections to these amenities

BICYCLING

- ▶ Over 30 percent of respondents **ride a bike once a week or more**
- ▶ Respondents envision a city with a **great bike system** with on-street and off-street **trail facilities** as well as **bike parking**
- ▶ Many respondents desire **grade-separated crossings** of major streets

TRANSIT

- ▶ Nearly 6 percent of survey respondents indicated that they take transit every day; another 14 percent take **transit once a week or more**
- ▶ Many respondents envision a city with **more frequent and quality transit service** and **improved access to stops and stations**
- ▶ Many residents rely on transit **connections between Westminster, Denver, and Boulder**
- ▶ **Transit service frequency** and hours are a transportation challenge for many